

Tools

Version 2021



Orange Selection

Quick and easy planning

As a planning engineer, do you want to select products easily and receive them quickly? From a partner you can rely on? Then plan with the Orange Selection from Weidmüller in the future. The Orange Selection items are always available, carefully selected and the portfolio consists of more than 1,500 items to fully cover your standard needs.

If your order is placed before 3:00 pm, we guarantee that your order will be on its way the very next working day.

For even more efficient planning and production processes, we will of course provide all articles in digital form. CAD, ETIM and eClass data are available in our online product catalogue **catalog.weidmueller.com**

We have summarised all the advantages of the Orange Selection on our website.

Check it out: **www.weidmueller.com/orange-selection**



Tools

Catalogue 6

Tools

Certification

Cutting

Stripping

Crimping

Pliers

Screwdrivers

Measuring / Testing

Tool sets

Automatic machines

Wire end ferrues and insulated connectors

Cable lugs

Appendix

Service and support

Index

Search according to type or order number,
worldwide activities

Tools

Cutter
Page B.4



Front cable cutter
Page B.6



Cable cutter
Page B.7



Stripping and cutting tools
Page C.4



Sheathing strippers
Page C.12



Stripping tool for coax cable
Page C.14



Crimping and cutting tool
Page D.8



Crimping tools for wire end ferrules
Page D.9



Crimping tools for other contacts
Page D.18



Pressing tools
Page D.30



Crimping tools for connectors
Page D.34



Pliers
Page E.3



Torque screwdrivers

Page F.6



DMS manual

Page F.10



Cable gland tools

Page F.16



Screwdrivers

Page F.17



Digital voltage tester

Page G.6



2-pole voltage tester

Page G.7



Digital multimeter + others

Page G.11



Tool chest and cases

Page H.4



Crimp sets

Page H.30



Automatic machines and Wire Processing Center

Page I.4



Wire end ferrules and insulated connectors

Page J.4



Cable lugs

Page K.9



Ideally equipped for every work phase

Increase efficiency and save time

The current boom in the sector is opening up new challenges for panel builders. On the one hand, the order books are full, but on the other hand, international competition is increasing, which in turn is leading to increased cost pressure. This dilemma will not be resolved by a single action alone, but rather by the consistent optimisation of the entire panel building process.

With Weidmüller, you have a strong partner by your side to support you in all work phases with perfectly coordinated solutions for your workshop. Based on many years of practical experience in panel building, we offer a comprehensive portfolio to effectively speed up your processes and increase your quality. Take a good look at our tools, markers, printers, software, automated systems and panel infrastructure for all work phases – from planning to installation and finally operation.

Planning

With our software solutions for marking (M-Print® PRO), semi-automated cable assembly (WPC tool) and configuration (WMC), you are perfectly positioned in every project phase. Thanks to interfaces to your CAE system, you benefit from optimum data consistency from planning through to commissioning.

Installation

Tools of certified premium quality, intuitive automatic stripping and crimping machines as a stand-alone or semi-automated solution, as well as a coordinated marking system enable you to save time and ensure safe assembly. At the same time, you minimise sources of error. Our end-to-end range is rounded off by versatile installation materials and infrastructure components for the panel. Besides our professional manual tools, we also offer you sets with an appropriate and efficient combination of tools and coordinating accessories, as well as a complete tool chest that has been developed in line with 5S and lean principles.

Operation

Even after commissioning your panels, the perfect interaction of products and tools from a single source offers you sustainable efficiency gains. Our extensive range of measuring and testing tools provides you with reliable support for troubleshooting. Seamless marking of all panel components as well as digital data consistency simplify and speed up maintenance work. This helps you reduce downtimes and increase the efficiency of your process steps.

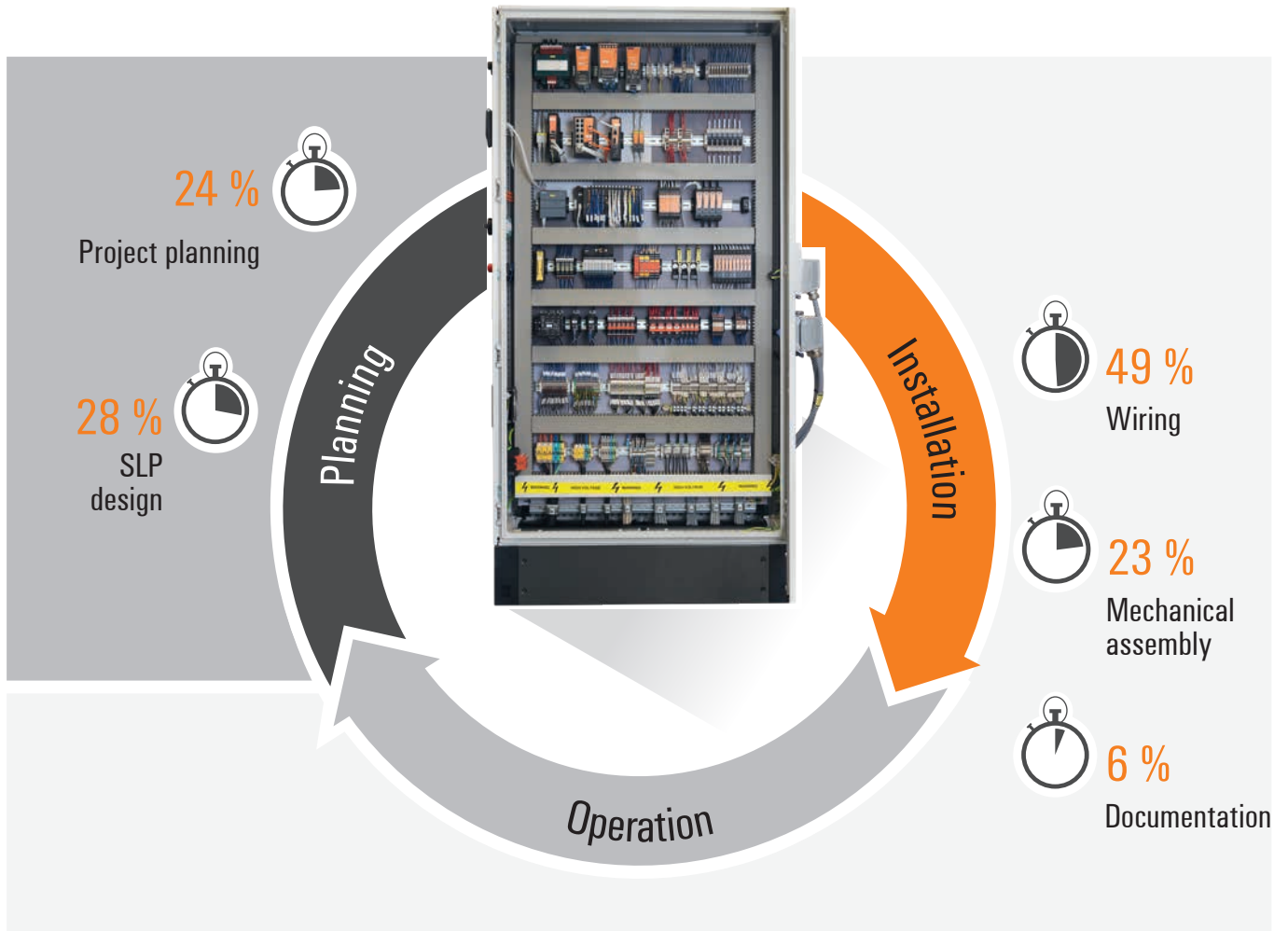


Recognising and harnessing the potential of Industry 4.0

Smart panel building increases efficiency

In traditional panel building, the product development process comprises numerous manual work steps. This means a high expenditure of resources and time as well as a natural source of error. A study by the University of Stuttgart on the subject of panel building 4.0* shows that traditional panel builders spend the most time during the planning and installation phases. In other words: The project planning and circuit diagram design work steps tie up more than 50% of the working time during the planning stage. The reason for this is inconsistent engineering processes and increasingly complex requirements as a result of the growing project business. The many manual tasks in mechanical assembly and wiring during the installation stage account for more than 70% of the working time!

The biggest time sinks in traditional panel building



*University of Stuttgart, Institute for Control Engineering of Machine Tools and Manufacturing Units, „Schaltschrankbau 4.0 – Eine Studie über die Automatisierungs- und Digitalisierungspotentiale in der Fertigung von Schaltschränken und Schaltanlagen im klassischen Maschinen- und Anlagenbau (Panel building 4.0 – A Study of the Potential of Automation and Digitalisation in the Production of Panels and Switching Systems in Traditional Mechanical and Plant Engineering)“.

Greater productivity in the workshop

Standardisation and automation

Above all, standardisation, automation and process-wide solutions offer considerable optimisation potential for inconsistent engineering processes and time-consuming, manual activities. At Weidmüller, we have focused very closely on these issues.

The result: A portfolio of complete solutions for the workshop where each work step perfectly flows into the next, and enabling processes to be 80% faster with 100% planning reliability.

Optimisation potential from Weidmüller



80 %

Faster and safer processes

We are constantly developing innovations that streamline time-consuming work processes such as mechanical assembly and wiring and that increase your productivity, for example with tools, markers and printers optimally adapted to the application.



100 %

Premium quality

For over 40 years, Weidmüller has stood for automated systems, tools, markers and printers that meet the highest requirements. Our constantly updated certifications and approvals under all relevant standards speak for themselves – premium products made in Germany that you can rely on.



100 %

Planning safety

Maximum reliability for your projects. With Weidmüller you have a partner with many years of experience in cable processing and marking – and a partner that you can rely on. By reducing potential sources of error with continuous data consistency, we streamline time-consuming work processes and increase your productivity.



One Stop Shop

Guaranteed availability

Our complete solutions for your workshop are available to you everywhere and at any time thanks to our worldwide network. You can rely on this and on our proven logistical processes. Regardless of the location.

Cross-process solutions from Weidmüller

Design

The Weidmüller Configurator (WMC) supports you in planning and configuring your panel, such as with assembled terminal strips. You import data sets from your eCAD system through an interface and simply transfer them back after they have been processed in the WMC.

Purchasing

The consistent availability of all article and order numbers also applies to our E-shop and speeds up purchasing and reordering.

Planning

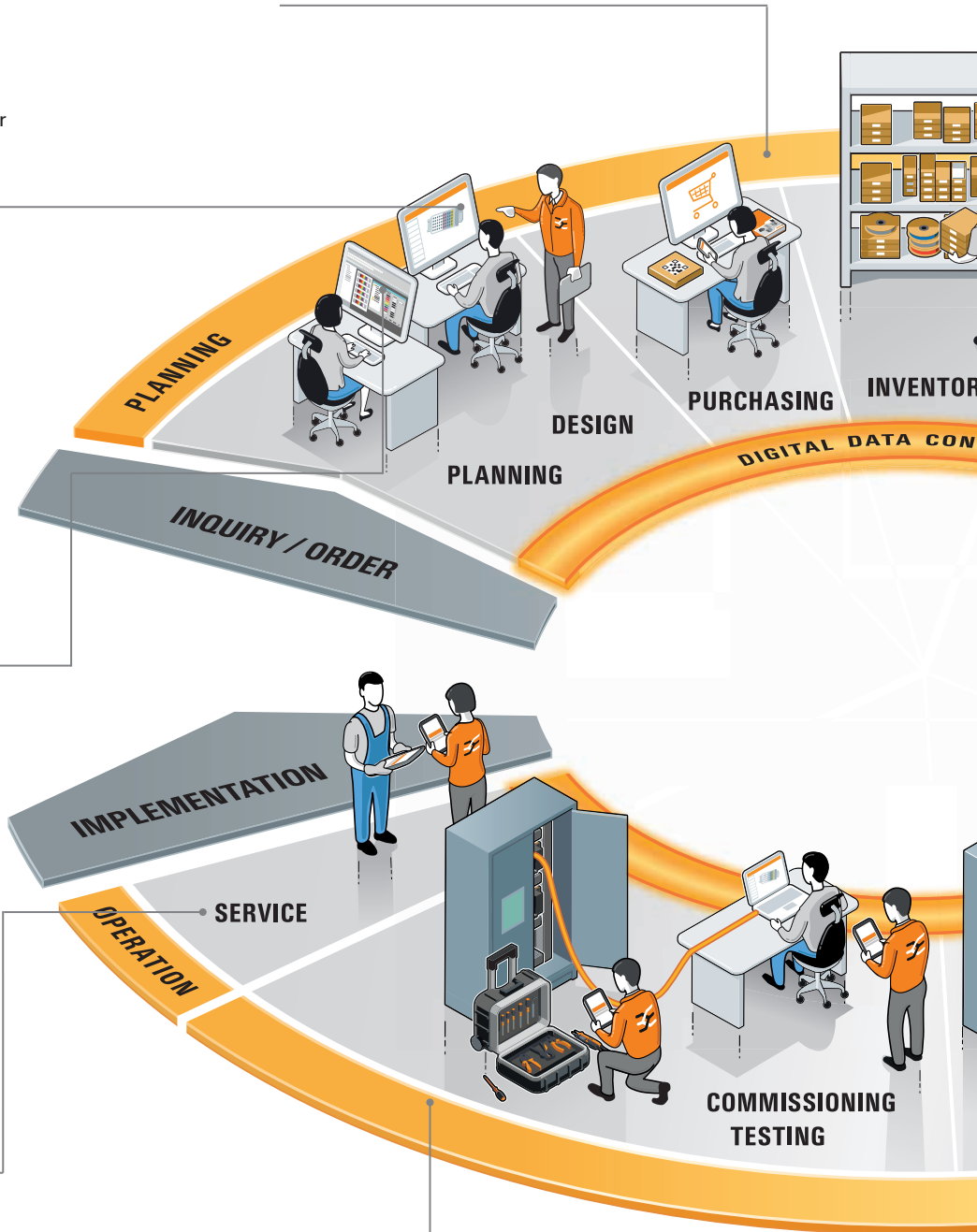
The M-Print® PRO marking software makes it much easier to plan and label markers. With the M-Print® PRO eCAD add-on, you connect your eCAD system with the marking software and perform intelligent automated component marking.

Service

You benefit from the perfect interaction of our integrated portfolio, even during and after the commissioning of your panels. Seamless marking of all panel components as well as digital data consistency simplify and speed up maintenance work. This helps you reduce downtimes and increases the efficiency of the entire application.

Mechanics and electronics in partnership:

High-quality and certified measuring and testing tools facilitate the final testing of panels and always deliver reliable measured values.



Warehousing

The markers of our MultiCard system are compatible with components such as terminal blocks, conductors, cables and devices from all manufacturers. Our MultiCard markers are available in almost 700 designs and can be individually printed. This reduces the number of marker variants that you always have to keep in stock.

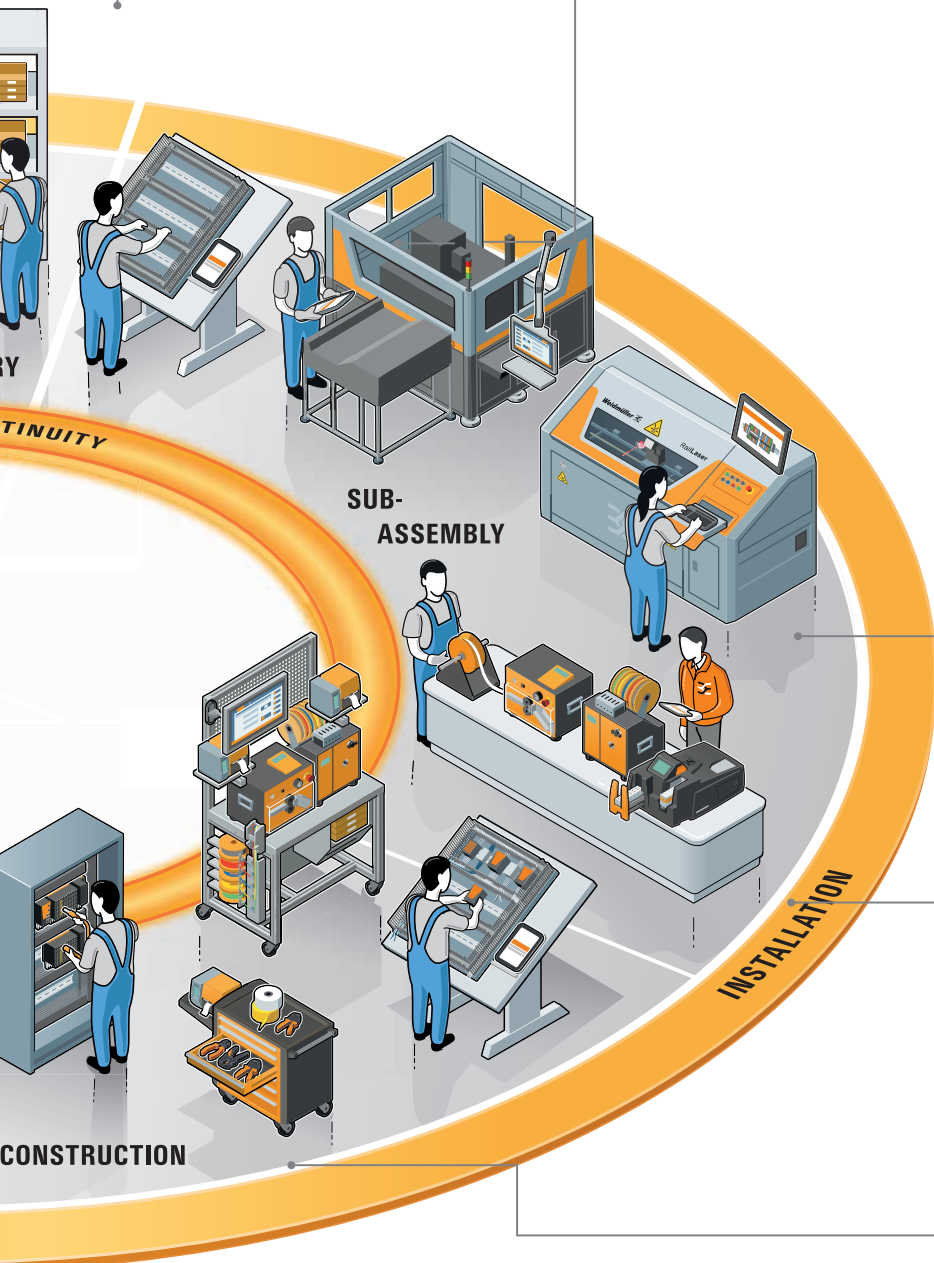
Mechanical work preparation

Our comprehensive range supports you in all phases of work preparation, such as with the required panel infrastructure as well as cutting and perforation tools for the mechanical preparation of your panel components.

Electrical work preparation

Our automated systems carry out repetitive tasks for you, such as the cutting to length, stripping and crimping of cables. The marking software M-Print® PRO directly controls printers such as the PrintJet CONNECT or the THM MultiMark and ensures that the right marker is printed for every component and every cable.

As stand-alone solutions or as a semi-automated Wire Processing Center (WPC) with your own planning software – our systems offer you maximum application flexibility.



Workshop/design

Error sources are reduced in installation and commissioning thanks to the clear and transparent marking of all cables and components. Weidmüller's manual tools for cutting, stripping, crimping, testing and screwing offer you a great deal of efficiency through precision, high quality and ergonomic design. The semi-automated Wire Processing Center (WPC) enables individual process optimisation with significantly increased efficiency.

Commissioning/testing

Your safety is the top priority when it comes to commissioning electrical systems and devices. Weidmüller's voltage and continuity testers comply with all relevant standards and you have peace of mind that your tests are performed in accordance with the regulations.

Professional tools for installation work

Specialised and practical

Weidmüller has been developing and manufacturing quality tools for the many diverse, extensive and highly demanding uses in industry for over 40 years. Our single goal when developing new solutions is simply to make your work easier, to facilitate efficient work process and to help facilitate increased productivity now and and long-term.

Stripping tool

You can achieve precise stripping results ranging from 0.08 to 10 mm² with the stripax[®] self-adjusting stripping tool. The perfect addition: stripax[®] 16, 6 to 16 mm², with a blade shape developed specifically for the task in hand.



Sheath stripper

The AM 16 sheathing stripper allows you to remove a section of sheathing in the middle of a cable, in order to generate equipotential bonding for achieving electromagnetic compatibility with a clamping yoke.



Crimping tool

The hexagonal crimp form of the PZ 10 HEX produces an almost circular crimp that can easily be inserted into all connection systems. The innovative automatic cross section adjustment achieves excellent contacts.



Cutting tool

The specially designed cutters on our KT tools result in smooth and straight cuts every time, without deforming the conductor.



Torque screwdriver

With this tool, you will always be within the correct torque range. It guarantees safe and gas-tight connections, prevents the screw clamps from being mechanically damaged, and results in a voltage drop well below the stipulated limits.



Certification

Certification	Tool Certification	A.2
	Manufacturing expertise	A.5

Tool certification – the quality seal for your process

Weidmüller understands its responsibility to provide quality tools to ensure your processes run smoothly. To give our customers peace of mind, Weidmüller has a range of services to check their tools and even check the compatibility of the tools with the customers' wires and connectors. This service is called "Tool Certification" and will be explained in detail over the next few pages.



Weidmüller certification stands for quality and reliability. When successful, a certified tool receives a certificate outlining the test results and confirming the overall result. At the same time, a quality seal is attached to the tool as a symbol that this product fulfils all the necessary requirements, along with information regarding when the next certification is due.

There are three types of certification:

- New tool certification
- Recertification
- Customer-specific confirmation

We aim to fulfil all of our customers' needs, so if you require a service that is not listed here then please get in touch with your local sales contact.



Certification services at a glance

Certification when reordering

Prior to delivery, we arrange for your new tool to be certified by production-independent bodies and additional tests. Afterwards we guarantee the quality of our tool with a letter and seal.

Recertification

Has your tool been in use for a long time and you want to make sure that it still meets all standards? Send it to our Service department and we will test it thoroughly.

Process monitoring

Do you want to secure your process without having to send in your tools on a regular basis for recertification? Not a problem. All you have to do is crimp sample conductors and send these to us. We then check the crimping quality for you.

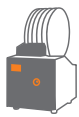
We offer a wide range of services for our hand tools and automatic machines



Do you need personal support for commissioning and setting up your automatic machines or printers?
We are happy to help – even on site.



Your machine shows a malfunction, even though a large order is about to be completed?
A pool of rental equipment is available for you to reduce downtime. And even internationally.



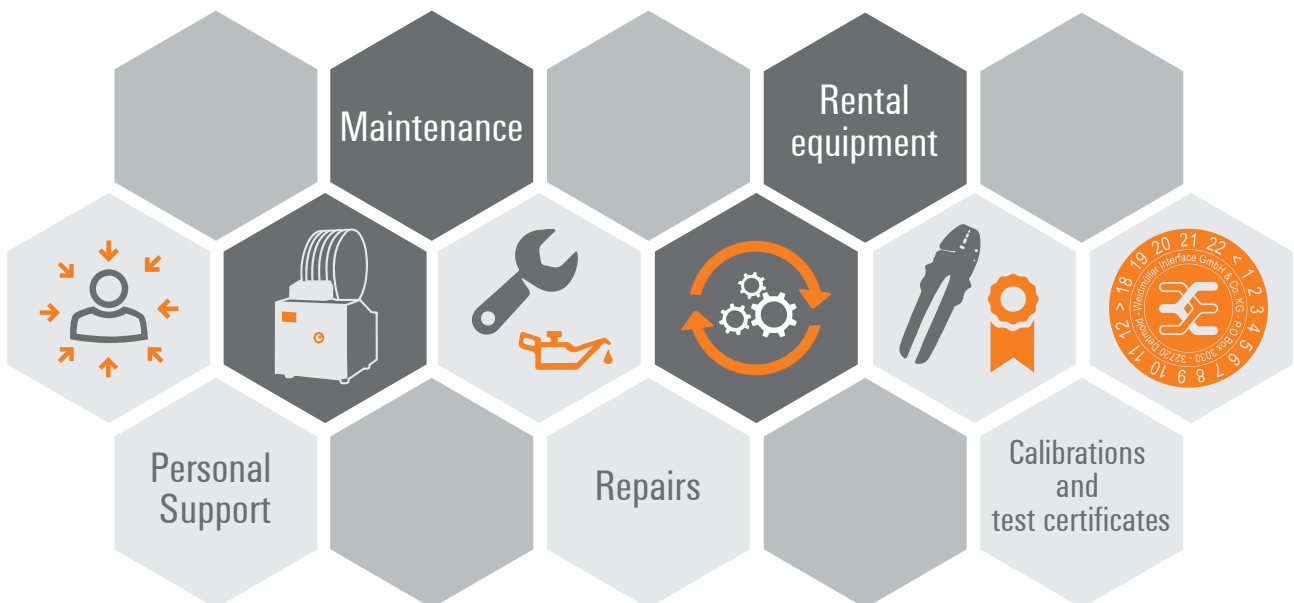
You want your tools to always work perfectly and reliably?
Maintenance of hand tools, automatic machines and printers - a long service life of your equipment is important to us.



Do you have increased requirements for your (crimp) connections?
For your guaranteed safety, we offer calibrations and test certificates for many of our tools. In addition, we test your individual connection with our calibrated measuring equipment using the current standards. You send us your assembled conductors with the necessary information and receive a test report from us.



Despite all the care you take, has something been broken?
In case of service, we are happy to support you with spare parts and repairs.



It takes a manufacturer who knows his clients' work to develop just the right tools for the job



Our professional tools are the result of an intensive development process, in direct response to customer feedback on the demands made of them in practice. Because, as a manufacturer, we believe that the right tools can only be developed for you if we are familiar with your business, understand your work processes and unrelentingly endeavour to help make them as effective as possible. In addition, a long tool lifespan and application-based functionality are just as important to us in our work as creating the perfect working conditions. A good tool has to fit snugly in your hand, which is why we attribute such importance to achieving the best possible ergonomics, optimally distributing a tool's weight and making it easy to use. This protects you and boosts your efficiency.



Testing the endurance of stripax® in the Weidmüller laboratory

Tested quality in all areas

We make sure that the quality of our tools is consistently maintained by subjecting them to rigorous tests in our own laboratory. This quality control process also incorporates the contacts and conductors that are worked on with our tools, and these undergo thorough testing together with our terminals.

Whether it's a test of insertability into the rated clamping space, a bending test or a test of the pull-out forces, the complex, cross-linked testing procedures give you the peace of mind that both products and tools will work together in harmony.

This means you can benefit from having precision tools that deliver unfailing functionality and excellent manageability. This in turn helps enable you to optimise your work processes and increase your productivity.

Products are invariably only as good as the tools with which they are processed. Which is why everything goes hand in hand at Weidmüller. We have just the right tools for all your needs, covering everything from terminal mounting to the installation of sensitive electronic components.

We aim to simplify your work and help boost your profitability.

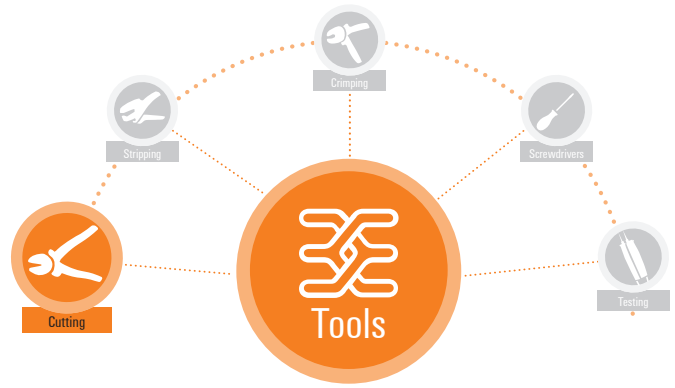
Cutting

Cutting	Introduction	B.2
	Cutting tools	B.4
	Front cable cutter	B.6
	Cable cutter	B.7
	Cutting and releasing tools	B.9
	Mounting rail cutter	B.11
	Hydraulic hole puncher	B.13
	Electrician's cutters / scissors	B.16

Cutting

A large number of cables and conductors in many different types and designs are used to connect electrical and electronic components. The cables and wires must be accurately prepared for the various types of connection. The quality of the cutting process is therefore of critical importance. Mechanical efficiency together with the special cutting pattern reduces the manual force required to a minimum.

Weidmüller is a specialist in the provision of tools for cutting copper or aluminium cables. Our product ranges include cutting tools for small cross-sections (with direct transmission of force) to cutting tools for large diameters. Indeed, our wide range of cutting tools fulfils all the criteria for cable preparation; easy to use and giving a smooth, straight cut, without deforming the conductor.



At Weidmüller the term “cutting” refers to the severing of cables, wires and conductors of copper or aluminium with an appropriate tool for the application.

The requirement for all cutting tools is to perform a smooth, straight cut without deforming the conductor.

According to **DIN 8588**, experts differentiate between shear cutting, wedge-action cutting, tearing and breaking. Shear cutting is employed particularly in the cutting of cables, wires and conductors. Cutting tools with cross blades should perform an oblique cut and operate without play.


The essential quality characteristics for professional cutting tools are a cutting edge shape which is suited to, and optimised for, the corresponding application, so that the manual forces required for cutting remain low. This allows single-handed operation.

Tools by Weidmüller comply with all requirements imposed on professional cutting tools.


Movement of the blades

We differentiate between two basic cutting processes:

- Push cut
- Draw cut




In **push cut**, the cutting movement is perpendicular between tool and workpiece.




In **draw cut**, the cutting movement is oblique to the tool.

Position of the blades



In **position 1** the blades act directly and over the whole length, i.e. considerable force is required.



In **position 2**, the blades cross as in a pair of scissors, the cut is therefore “offset” and requires less force.

Cutting


The process chain for cable processing always starts with cutting the conductor. It is important to ensure that a clean, square and above all crush-free cut is made.




Sheared-off conductor



Pulled out conductor



Crushed cable



Example of a clean cut

Cutting tools

Cutting tools


- The cutting blade design for different cable sizes increases the quality of the cuts for smaller cross-sections
- Not suitable for steel wires, steel-armoured cables, aluminium alloys and hard-drawn copper conductors!
- Cutting without deformation of the conductor
- Do not cut live conductors
- Individually tested protective insulation, 1000V, VDE and GS tested in accordance with EN/IEC 60900
- Optimised handle ergonomics
- Minimal hand force required

KT 8




KT 12



 max. 8 mm

 max. 16 mm²

 max. 16 mm²


 max. 16 mm²



 max. 12 mm

 max. 16 mm²

 max. 25 mm²

 max. 35 mm²



Technical data

Max. cutting performance, copper cable

Copper cable - solid, max.
Copper cable - stranded, max.
Copper cable - flexible, max.
Copper cable, max. diameter

Max. cutting performance, aluminium cable

Stranded aluminium cable, max (mm²)
Stranded aluminium cable, max. diameter
Single-core aluminium cable, max.(mm²)

Data / telephone / control cable

Data / telephone / control cable, max. Ø

Tool data

Depth / Width / Height
Weight

Note

KT8

16 mm² / 6 AWG
16 mm² / 6 AWG
16 mm² / 6 AWG
8 mm

16 mm² / 6 AWG
8 mm
16 mm²

8 mm

30 / 185 / 65,5 mm
180 g

Tool closed

KT12

16 mm² / 6 AWG
25 mm² / 3 AWG
35 mm² / 2 AWG
12 mm

25 mm² / 6 AWG
8 mm
25 mm²

12 mm

30 / 225 / 63,5 mm
300 g

Tool closed

Ordering data

Version

Note

Type	Qty.	Order No.
KT 8	1	9002650000

Type	Qty.	Order No.
KT 12	1	9002660000

Cutting tools

- Not suitable for steel wires, steel-armoured cables, aluminium alloys and hard-drawn copper conductors!
- Cutting without deformation of the conductor
- Do not cut live conductors
- Individually tested protective insulation, 1000V, VDE and GS tested in accordance with EN/IEC 60900
- Optimised handle ergonomics
- Minimal hand force required

KT 14



KT 22



-  max. 14 mm
-  max. 16 mm²
-  max. 35 mm²
-  max. 70 mm²

-  max. 22 mm
-  max. 25 mm²
-  max. 50 mm²
-  max. 95 mm²



Technical data

Max. cutting performance, copper cable
Copper cable - solid, max.
Copper cable - stranded, max.
Copper cable - flexible, max.
Copper cable, max. diameter
Max. cutting performance, aluminium cable
Stranded aluminium cable, max (mm ²)
Stranded aluminium cable, max. diameter
Single-core aluminium cable, max.(mm ²)
Data / telephone / control cable
Data / telephone / control cable, max. Ø
Tool data
Depth / Width / Height
Weight
Note

16 mm ² / 6 AWG
35 mm ² / 2 AWG
70 mm ² / 2/0 AWG
14 mm
70 mm ² / 2/0 AWG
14 mm
35 mm ²
14 mm
30 / 225 / 63.5 mm
320 g
Tool closed

25 mm ² / 3 AWG
50 mm ² / 1 AWG
95 mm ² / 3/0 AWG
22 mm
70 mm ² / 2/0 AWG
22 mm
50 mm ²
22 mm
31 / 245 / 71.5 mm
460 g
Tool closed

Ordering data

Version
Note

Type	Qty.	Order No.
KT 14	1	1157820000
Single-core aluminium cable corresponds to single-wire sector cable		

Type	Qty.	Order No.
KT 22	1	1157830000




Front cable cutter

Front cable cutter

- Suitable in situations where cables have to be cut in confined spaces
- Easy handling
- Minimal hand force required
- Release option in every cutting position
- Not suitable for steel wires, steel-armoured cables, aluminium alloys and hard-drawn copper conductors!
- Do not cut at live conductors

KT-F 36



-  Cu + Al: max. 35 mm
-  Cu: max. 300 mm²
Al: max. 300 mm²
-  Cu: max. 300 mm²

Technical data

Max. cutting performance, copper cable

Copper cable - stranded, max.
Copper cable - flexible, max.
Copper cable, max. diameter
Copper sector cable

Max. cutting performance, aluminium cable

Stranded aluminium cable, max (mm²)
Stranded aluminium cable, max. diameter
Aluminium sector cable
Cable type

Tool data

Depth / Width / Height
Weight

Note

Ordering data

Version

Note

KT-F 36

300 mm² / 600 kcmil
300 mm² / 600 kcmil
35 mm

300 mm² / 600 kcmil
35 mm

Copper and aluminium cables

50 / 360 / 150 mm
1918 g

Tool closed

Type	Qty.	Order No.
KT-F 36	1	9002190000

Cable cutter




- One-hand operation
- Easy handling
- Minimal hand force required
- Release option in every cutting position
- Not suitable for steel wires, steel-armoured cables, aluminium alloys and hard-drawn copper conductors!
- Do not cut live conductors

KT 45






KT 55



-  Cu + Al: max. 45 mm
-  Cu: max. 300 mm²
Al: max. 400 mm²
-  Cu: max. 400 mm²



-  Cu + Al: max. 55 mm
-  Cu: max. 500 mm²
Al: max. 500 mm²
-  Cu: max. 500 mm²



Technical data

Max. cutting performance, copper cable
Copper cable - stranded, max.
Copper cable - flexible, max.
Copper cable, max. diameter
Copper sector cable
Max. cutting performance, aluminium cable
Stranded aluminium cable, max (mm ²)
Stranded aluminium cable, max. diameter
Aluminium sector cable
Data / telephone / control cable
Data / telephone / control cable, max. Ø
Tool data
Depth / Width / Height
Weight
Note

KT 45 R
300 mm ²
400 mm ² / 800 kcmil
45 mm
3 x 70 SM
400 mm ² / 800 kcmil
45 mm
4 x 70 SE
45 mm
40 / 290 / 85 mm
740 g

KT 55
500 mm ²
500 mm ² / 1000 kcmil
55 mm
3 x 150 SM
500 mm ² / 1000 kcmil
55 mm
4 x 150 SE
55 mm
45 / 365 / 115 mm
1450 g

Ordering data

Version
Note

Type	Qty.	Order No.
KT 45 R	1	9202040000

The dimensions of the cable cutter refer to the delivery condition, i.e. the point of the hinged blade parallel to the fixed blade.

Type	Qty.	Order No.
KT 55	1	9202060000

The dimensions of the cable cutter refer to the delivery condition, i.e. the point of the hinged blade parallel to the fixed blade.

Accessories

Note

Type	Qty.	Order No.
ERME KT 45 R	1	9204270000

Spare pivoting cutter

Type	Qty.	Order No.
ERME KT 55	1	9204280000

Spare pivoting cutter

Cable cutter




Cable cutter

- Easy handling
- Minimal hand force required
- Release option in every cutting position
- Not suitable for steel wires, steel-armoured cables, aluminium alloys and hard-drawn copper conductors!
- Do not cut at live conductors



KT 80



-  Cu + Al: max. 80 mm
-  Cu: max. 630 mm²
Al: max. 1.000 mm²
-  Cu: max. 630 mm²



Technical data

Max. cutting performance, copper cable

Copper cable - stranded, max.
Copper cable - flexible, max.
Copper cable, max. diameter
Copper sector cable

Max. cutting performance, aluminium cable

Stranded aluminium cable, max (mm²)
Stranded aluminium cable, max. diameter
Aluminium sector cable

Data / telephone / control cable

Data / telephone / control cable, max. Ø

Tool data

Depth / Width / Height
Weight

Note

KT 80

630 mm²
630 mm² / 1260 kcmil
80 mm
3 x 240 SM
1000 mm² / 2000 kcmil
4 x 240 SE
80 mm
55 / 675 / 175 mm
3240 g

Ordering data

Version

Note

Accessories

Note

Type	Qty.	Order No.
KT 80	1	9202080000

The dimensions of the cable cutter refer to the delivery condition, i.e. the point of the hinged blade parallel to the fixed blade.

Type	Qty.	Order No.
ERME KT 80	1	9204290000

Spare pivoting cutter

Cutting and releasing tools

Special release tool for the Weidmüller W-Series terminal connectors.

WAW 1

Notching tool



Tool for releasing poles from WQV 2.5 to WQV 35 cross connections used in Weidmüller W-Series terminal connectors.

WAW 2

Notching tool



Tool for punching out the cross-connection windows of the Weidmüller W-Series terminal connectors WSI 6 fuse terminal



Technical data

Length
Depth
Width
Weight
Note

WAW 1
167 mm
227 g

WAW 2
205 mm
338 g

Ordering data

Version
Note

Type	Qty.	Order No.
WAW 1 NEUTRAL	1	9004500000

Type	Qty.	Order No.
WAW 2	1	9004510000

Cutting and releasing tools


Special cutting tool for clean pinch-free cutting of Weidmüller Z-Series cross-connections

KT ZQV

Cutting tool



Cutting tool for clean cutting of Weidmüller Z-Series cross-connections



Technical data

Length
Depth
Width
Weight
Note

KT ZQV
180 mm
30 mm
300 g

Ordering data

Version
Note

Type	Qty.	Order No.
KT ZQV	1	9002170000
A large selection of cross-connectors can be found in our current Modular Terminals Catalogue.		

VKSW

Wire channel cutter



Wire channel cutter for manual operation in cutting wiring channels and covers up to 125 mm wide and a wall thickness of 2.5 mm. Not suitable for plastics reinforced by fillers plastics.

- Cutting with no burrs or waste
- Longitudinal stop (1000 mm) with guide for precision angle cutting
- Table-top unit for mounting on workbench or similar workplaces
- Hardened cutting edges made from special steel

VKSW
290 mm
280 mm
15000 g

Type	Qty.	Order No.
VKSW	1	1137530000
ERME VKSW	1	1251270000

TSLD

TSLD

Terminal rail cutting and punching tool



Hand-operated mounting rails cutter for cutting and perforating DIN mounting rails made of steel or copper.

- Cutting with no burrs or waste
- Length stop (1000 mm) is included in delivery
- Table-top unit for mounting on workbench or similar workplaces

Note on TSLD C:

G profile is replaced by customer-specific profile

- Profile is individually adapted according to pattern
- 2-metre sample rail or Weidmüller article number necessary
- Production to order

Technical data

Width	270 mm
Depth	200 mm
Height	205 mm
Weight	19000 g
Note	Technical data without lever and length end stop

TSLD 5	
Width	270 mm
Depth	200 mm
Height	205 mm
Weight	19000 g
Note	Technical data without lever and length end stop

Ordering data

Version	
TSLD 5	9918700000
TSLD C	1270310000
Note	A large selection of mounting rails can be found in our current Terminal Connectors Catalogue.

Type	Qty.	Order No.
TSLD 5	1	9918700000
TSLD C	1	1270310000

A large selection of mounting rails can be found in our current Terminal Connectors Catalogue.



Copper earthing bar



TS 32 mm according to EN 60715 (s = 1.5 mm)



TS 15/5.5 mm according to EN 60715 (s = 1.0 mm)



TS 35/7.5 mm according to EN 60715 (s = 1.0 mm)




TS 35/15 mm according to EN 60715 (s = 1.5 mm)

Mounting rail cutter

TSD 35

TSD 35

Mounting rail cutter



Hand-operated mounting rail cutter for cutting DIN mounting rails made of steel or copper.

- cutting with no burrs or waste
- Length stop is included in delivery
- Table-top unit for mounting on workbench or similar workplaces



TS 35/7.5 mm according to EN 60715 (s = 1.0 mm)



TS 35/15 mm according to EN 60715 (s = 1.5 mm)

Technical data

Width	142 mm
Depth	200 mm
Height	110 mm
Weight	16000 g
Note	Technical data without lever and length end stop

Ordering data

Version	Type	Qty.	Order No.
	TSD 35	1	1318510000
Note	A large selection of mounting rails can be found in our current Terminal Connectors Catalogue.		

Hydraulic hole puncher

The IP protection classes for housings, cable glands, heavy-duty connectors and Industrial Ethernet connectors can only be maintained under two conditions: the sheet metal must not be bent during the punching process and the size of the punched-out holes must correspond precisely with the specifications. The IE-KO-HAT hydraulic sheet metal hole puncher, together with its accessories, guarantees you the highest quality workmanship available. It ensures that the connector fits precisely with the punched-out holes so that you can fulfill the proper IP protection class requirements.



The hydraulic hole puncher punches out precise holes for accommodating metric and PG cable glands.



Automatic centre punching at the drill points when punching out holes for heavy-duty connectors.



Punching out holes for a variety of industrial Ethernet connectors.

The table below lists the round splitting stamps and their corresponding tension screws – for manual use and for use with the hydraulic screws

Type	Descriptions	Dimension	Order No.	Tension screw Ø x l in mm	Order No.	Hydraulic screw (tension bolt) Ø in mm	Order No.
KOS M 16	Round splitting stamp for M16 cable glands	Ø 16.2 mm	9204880000	9.5 x 50	9205030000	19 x 9.5	9205000000
KOS M 20	Round splitting stamp for M20 cable glands	Ø 20.4 mm	9204950000	9.5 x 50	9205030000	19 x 9.5	9205000000
KOS M 25	Round splitting stamp for M25 cable glands	Ø 25.4 mm	9204900000	9.5 x 50	9205030000	19 x 9.5	9205000000
KOS M 32	Round splitting stamp for M32 cable glands	Ø 32.5 mm	9204910000	19.0 x 55	9205040000	19	9205010000
KOS M 40	Round splitting stamp for M40 cable glands	Ø 40.5 mm	9204920000	19.0 x 75	9204780000	19	9205010000
KOS M 50	Round splitting stamp for M50 cable glands	Ø 50.5 mm	1548410000	19.0 x 75	9204780000	19	9205010000
KOS M 63	Round splitting stamp for M63 cable glands	Ø 63.5 mm	1548400000	19.0 x 75	9204780000	19	9205010000
KOS PG 9	Round splitting stamp for PG9 cable glands	Ø 15.2 mm	9204930000	9.5 x 50	9205030000	19 x 9.5	9205000000
KOS PG 11	Round splitting stamp for PG11 cable glands	Ø 18.6 mm	9204940000	9.5 x 50	9205030000	19 x 9.5	9205000000
KOS PG 13	Round splitting stamp for PG13 cable glands	Ø 20.4 mm	9204950000	9.5 x 50	9205030000	19 x 9.5	9205000000
KOS PG 16	Round splitting stamp for PG16 cable glands	Ø 22.5 mm	9204960000	9.5 x 50	9205030000	19 x 9.5	9205000000
KOS PG 21	Round splitting stamp for PG21 cable glands	Ø 28.3 mm	9204970000	9.5 x 50	9205030000	19 x 9.5	9205000000
KOS PG 29	Round splitting stamp for PG29 cable glands	Ø 37.0 mm	9204980000	19.0 x 55	9205040000	19	9205010000
KOS PG 36	Round splitting stamp for PG36 cable glands	Ø 47.0 mm	9204990000	19.0 x 75	9204780000	19	9205010000

Information: Hydraulic screw included in the IE-KO-HAT set.
Tension screws only used for manual operation.

Hydraulic hole puncher

Hydraulic sheet holes

Incl. accessories:

- 1 HSS pre-drill Ø 10 mm
- 1 tension bolt Ø 19 mm
- 1 tension bolt Ø 19 x 9.5 mm
- 1 spacer nut set (3-part)
- 1 bridge

IE-KO-HAT



- Pressure relief valve protects against overloading
- Cylinder head angled at 90°
- Angled head can be rotated through 360°
- Ergonomic handle springs back automatically
- The waste piece no longer becomes jammed thanks to 3-fold splitter
- Hydraulic punch made of high-strength aluminium (approx. 40% weight saving)
- Service life greatly reduced when stainless steel sheets are used

Technical data

Maximum steel-sheet punching performance	
Round holes from 1 to Ø 85 mm	
Round holes from 2 to Ø 64 mm	
Square holes up to	
Rectangular holes up to	
Maximum stainless steel sheet punching performance	
Round holes from 3 to Ø 64 mm	
Tool data	
Depth / Width / Height	
Weight	
Punching force	
Max. operating pressure	
Note	

Ordering data

Version	
Note	

Accessories

	Tension bolt
	Tension bolts
	Pre-drill
Note	

IE-KO-HAT	
2,0 mm F = 370 N/mm ²	
3,0 mm F = 370 N/mm ²	
68 x 68 mm; 2,0 mm F = 370 N/mm ²	
36 x 112 mm; 2,0 mm F = 370 N/mm ²	
2,5 mm F = 600 N/mm ²	
70 / 290 / 120 mm	
1,9 kg	
75 kN	
650 bar	

Type	Qty.	Order No.
IE-KO-HAT	1	1966810000

Type	Qty.	Order No.
KOHS 19	1	9205010000
KOHS 9.5+19	1	9205000000
KOPD 10.0	1	9205020000

Splitting stamp on the next page



Tension bolt KOHS 19



Tension bolts KOHS 9.5+19



Pre-drill KOPD 10.0

Custom stamp for Industrial Ethernet connections



Type	Description	Dimensions	Qty.	Order No.
IE-KOK-V1	Custom shape for Bajonet 01 metal	Ø 27 mm x 1-side 25.9 mm	1	1966780000
IE-KOK-V4	Custom shape for Push Pull V04 plastic	Ø 23.2 mm x 2-sides 20.2 mm	1	1966790000
IE-KOK-V5	Custom shape for RockStar® V05 metal	22.0 x 22.0 mm	1	9204790000

Rectangular splitting stamp for heavy-duty connectors



Type	Description	Dimensions	Size	Qty.	Order No.
KOK 52 x 36	Splitting stamp for 6-pole heavy-duty connectors	52.0 x 36 mm	3	1	9204820000
KOK 65 x 36	Splitting stamp for 10-pole heavy-duty connectors	65.0 x 36 mm	4	1	9204830000
KOK 86 x 36	Splitting stamp for 16-pole heavy-duty connectors	86.0 x 36 mm	6	1	9204850000
KOK 91 x 36	Splitting stamp for 16-pole heavy-duty connectors	91.0 x 36 mm	1	1	9204860000
KOK 112 x 36	Splitting stamp for 24-pole heavy-duty connectors	112.0 x 36 mm	8	1	9204870000
KOK 52 x 91	Splitting stamp for FrontCom Vario	52.0 x 91 mm		1	2008410000

Rectangular splitting stamp for switches



Type	Description	Dimensions	Qty.	Order No.
KOK 46 x 46	Rectangular splitting stamp for switches	46.0 x 46.0 mm	1	9204810000
KOK 68 x 68	Rectangular splitting stamp for switches	68.0 x 68.0 mm	1	9204840000
KOK 92 X 92	Rectangular splitting stamp for switches	92.0 x 92.0 mm	1	2008420000

Round splitting stamp for metric cable glands



Type	Description	Dimensions	Qty.	Order No.
KOS M 16	Round splitting stamp for M16 cable glands	Ø 16.2 mm	1	9204880000
KOS M 20	Round splitting stamp for M20 cable glands	Ø 20.4 mm	1	9204950000
KOS M 25	Round splitting stamp for M25 cable glands	Ø 25.4 mm	1	9204900000
KOS M 32	Round splitting stamp for M32 cable glands	Ø 32.5 mm	1	9204910000
KOS M 40	Round splitting stamp for M40 cable glands	Ø 40.5 mm	1	9204920000
KOS M 50	Round splitting stamp for M50 cable glands	Ø 50.5 mm	1	1548410000
KOS M 63	Round splitting stamp for M63 cable glands	Ø 63.5 mm	1	1548400000

Round splitting stamp for high-strength cable glands



Type	Description	Dimensions	Qty.	Order No.
KOS PG 9	Round splitting stamp for PG9 Cable glands	Ø 15.2 mm	1	9204930000
KOS PG 11	Round splitting stamp for PG11 Cable glands	Ø 18.6 mm	1	9204940000
KOS PG 13	Round splitting stamp for PG13 Cable glands	Ø 20.4 mm	1	9204950000
KOS PG 16	Round splitting stamp for PG16 Cable glands	Ø 22.5 mm	1	9204960000
KOS PG 21	Round splitting stamp for PG21 Cable glands	Ø 28.3 mm	1	9204970000
KOS PG 42	Round splitting stamp for PG29 Cable glands	Ø 37.0 mm	1	1548380000
KOS PG 48	Round splitting stamp for PG36 Cable glands	Ø 47.0 mm	1	1548390000

Tension screw



Type	Description	Dimensions	Qty.	Order No.
KOBBS	Tension screw	9.5 x 50 mm	1	9205030000
KOBBS	Tension screw	19 x 55 mm	1	9205040000
KOBBS	Tension screw	19 x 75 mm	1	9204780000

Note:

Overview of the allocation of hydraulic screws on page B.13

SLICER 1K

Electrician's knife



- Lock-blade knife with plastic handle
- Rust-proof
- With round and triangular notch

SLICER 2K

Electrician's knife



- Lock-blade knife with plastic handle
- Electrician blade with 2 notches and lock
- Curved blade, part of which is finely serrated
- Rust-proof

SCISSOR 1K

Electrician's scissors



- With wire cutter
- Handles made from shockproof polyamide
- Cutting edges with high-gloss chromate finish

Ordering data

Type	Qty.	Order No.
SLICER 1K	1	9918160000

Ordering data

Type	Qty.	Order No.
SLICER 2K	1	9041600000

Ordering data

Type	Qty.	Order No.
SCISSOR 1 K	1	9918690000

SCISSOR 2K

Electrician's scissors




- With wire cutter
- Serrated cutting edge
- Rust-proof
- Soft-touch handle for firm grip

Ordering data

Type	Qty.	Order No.
SCISSOR 2 K	1	9918230000



SCISSOR KEVLAR



- Cable shears specially designed for aramid fibres
- Only for cutting aramid fibres (strain relief in fibre-optic cables)
- Do not use for other materials
- Special blade geometry
- Blades ground
- With teeth on the cutting edge
- Riveted joint
- Hand-friendly, impact-resistant plastic handles

Ordering data

Type	Qty.	Order No.
SCISSORS KEVLAR	1	1208910000



Stripping

Stripping	Introduction	C.2
	Stripping and cutting tools	C.4
	Sheathing strippers	C.12

Stripping

C

After a conductor has been cut it is then prepared for the next step or for crimping. For this purpose, a specific length of the conductor insulation has to be removed, while preventing damage to the conductor. The length of the conductor insulation to be removed depends on the terminal clamping point or the crimp to be processed.

Professional stripping tools guarantee perfect results due to precise adjustment of the tool to the corresponding insulation and the conductor cross-section.

Precision tools by Weidmüller guarantee that the user will always obtain consistent, reliable stripping results.

“Stripping” means the cutting and removal of the insulation. The following must be ensured in performing this task.

The stripping dimension must be observed and neither the conductor nor the remaining insulation must be damaged.

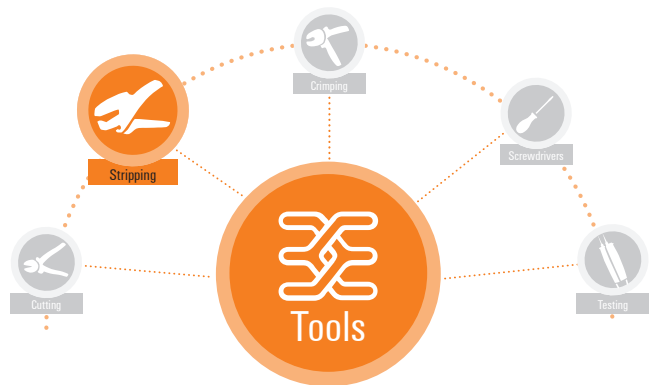
To avoid mistakes, use a stripping tool matched to the insulation and cross-section of the conductor.

Do not use work knives or penknives because the stripping quality when using such tools depends entirely on the manual dexterity of the user. The quality is not consistent, even when the user is highly skilled.

Preference should be given to hand-operated tools that adjust automatically to the corresponding cross-section of the conductor. They do not damage to the conductor during stripping and avoid faults.

stripax® stripping tools guarantee a consistent stripping result which complies with DIN regulations. The tools are rated for standard dimension PVC insulation. Any PVC insulation thicknesses deviating from normal can be set manually. The conductor stopper and integrated wire cutter allow highly versatile use of the tools.

Special insulation types such as Teflon, Silicone and Kapton require special stripping tools. These tools strip the conductor with punch blades.






Stripping

After cutting the conductor, it is prepared for crimping. First, a predetermined length of insulation is removed without damaging the conductor. The subsequent contact point or the wire end ferrule to be processed determines how much of the conductor insulation needs to be removed. Care must also be taken here to make sure that the cable is stripped to a high quality standard. Stripping errors that must be avoided are listed in DIN IEC 60352-2.



Damaged conductor insulation



Damaged or cut-off individual wires



Excessively twisted individual wires




Too less twisted single wires



Remains of the conductor insulation on the stripped conductor



Insulation not cut in properly



Correctly stripped conductor

Stripping and cutting tools

Stripping and cutting tools

- For flexible and solid conductors
- Double-insulated cables in two process steps without special adjustment
- Automatic opening of clamping jaws after stripping
- No play in self-adjusting cutting unit
- Long service life
- No splaying of individual conductors
- Optimised ergonomic design
- Stripping length adjustable via end stop
- Adjustable to diverse insulation thicknesses
- Removable handle shells
- Fold-out cutting protection
- Personalised marking with ESG device marker
- Selectable two-stage partial stripping

stripax®

0.08...10 mm²



- Stripping: PVC-insulated flexible and solid conductors from 0.08...10 mm² (~AWG 28...7)
- Cutting: PVC-insulated flexible conductors, ranging from 0.08...6 mm² (~AWG 28...10)
- Processing of multi-conductors. Several thin flat ribbon cables can even be processed in one operation
- No damage to the conductors thanks to special, self-adjusting stripping blades



stripax® 16

6...16 mm²



- Stripping: PVC-insulated flexible and solid conductors from 6...16 mm² (~AWG 10... 6)
- Cutting: PVC insulated flexible and solid conductors up to 6 mm² (AWG 10)
- No damage to the conductor thanks to specially shaped blade



Technical data

Max. stripping performance
Cable type
Wire cross-section, min. / max.
Stripping length, max.
Cutting performance
Conductor cross-section (cutting capacity)
Tool data
Width
Height
Weight
Note

Ordering data

Version
Note

Accessories

Spare stripping blade
Spare clamping jaw
Note

STRIPAX
Flexible and solid conductors with PVC insulation
0.08...10 mm ²
25 mm
6 mm ²
190 mm
99 mm
225 g

Type	Qty.	Order No.
STRIPAX	1	9005000000
STRIPAX ZERT	1	9017330000

Type	Qty.	Order No.
ERME 10 ² SPX 4	1	1119030000
ERTE KLBC SPX 10	1	2571480000

STRIPAX 16
Flexible and solid conductors with PVC insulation
6...16 mm ²
25 mm
6 mm ²
190 mm
99 mm
175 g

Type	Qty.	Order No.
STRIPAX 16	1	9005610000
STRIPAX 16 ZERT	1	9918180000

Type	Qty.	Order No.
ERME 16 ² SPX 4	1	1119040000
ERTE KLBC SPX 16	1	2571490000

Stripping tools with automatic self-adjustment

- For flexible and solid conductors
- Ideally suitable for mechanical and plant engineering, railway and rail traffic, wind energy, robot technology, explosion protection as well as marine, offshore and ship building sectors
- Stripping length adjustable via end stop
- Automatic opening of clamping jaws after stripping
- No fanning-out of individual conductors
- Adjustable to diverse insulation thicknesses
- Double-insulated cables in two process steps without special adjustment
- No play in self-adjusting cutting unit
- Long service life
- Optimised ergonomic design
- Selectable two-stage partial stripping
- Removable handle shells
- Fold-out cutting protection
- Personalised marking with ESG device marker



Technical data

Max. stripping performance
Cable type
Wire cross-section, min. / max.
Stripping length, max.
Cutting performance
Conductor cross-section (cutting capacity)
Tool data
Width
Height
Weight
Note

Ordering data

Version
Note

Accessories

	Spare stripping blade
	Spare clamping jaw
Note	

stripax® Ultimate

0.25...6 mm²



- Stripping: PVC isolated flexible and rigid cables from 0.25 to 6 mm² (~AWG 24 - 10)
- Cutting: PVC isolated flexible cables from 0.25 to 6 mm² (~AWG 24 - 10)
- Especially suitable for UL-specified conductors and halogen-free insulation materials



STRIPAX ULTIMATE

Flexible and solid conductors with halogen-free insulation		
Wire cross-section, min. / max.	0.25...6 mm ²	
Stripping length, max.	25 mm	
Conductor cross-section (cutting capacity)	6 mm ²	
Width	190 mm	
Height	99 mm	
Weight	222 g	

Type	Qty.	Order No.
STRIPAX ULTIMATE	1	1468880000

Type	Qty.	Order No.
ERME SPX UL	1	1471390000
ERTE KLBC SPX UL	1	2571500000

stripax® Ultimate XL

2.5...10 mm²



- Stripping: PVC isolated flexible and rigid cables from 2.5 to 10 mm² (~AWG 14 - 8)
- Cutting: PVC isolated flexible cables from 2.5 to 10 mm² (~AWG 14 - 8)
- Especially suitable for UL-specified conductors and halogen-free insulation materials



STRIPAX ULTIMATE XL

Flexible and solid conductors with halogen-free insulation		
Wire cross-section, min. / max.	2.5...10 mm ²	
Stripping length, max.	25 mm	
Conductor cross-section (cutting capacity)	6 mm ²	
Width	190 mm	
Height	99 mm	
Weight	220 g	

Type	Qty.	Order No.
STRIPAX ULTIMATE XL	1	1512780000

Type	Qty.	Order No.
ERME SPX UL XL	1	1512790000
ERTE KLBC SPX UL XL	1	2571510000


Stripping and cutting tools

Stripping and cutting tool for conductors with special insulation Types for conductor diameters 0.2 ... 1.21 mm (~ AWG 32 ... 18)

- Flexible and solid conductors with PVC, Teflon (PTFE) and silicone insulation
- Special stripping blades do not damage the conductor
- No splicing of the single conductors
- Blade inserts can be easily replaced
- All inserts fit one housing
- Guide bars in the blade cassettes facilitate correct positioning of the connector in the tool

Mini-duro-stripax®

Blade set



Technical data

Max. stripping length		
Stripping diameter max. cutting performance		mm
Tool data		
Height		mm
Width		mm
Weight		g
Selection of blade sets		
	Conductor diameter	mm (min./max.)
	AWG	
	Insulation material	mm ²

Mini-duro-stripax®						
3-7						
2,2						
135						
82						
110						
	white	yellow	red	green	blue	black
	0,3-1,3	0,2-0,3	0,3-0,5	0,55-0,8	0,88-0,92	1,0-1,21
	28 ...18	32/1, 32/7, 30/1, 30/7	28/1, 28/7, 28/19, 26/1, 26/7, 26/19, 24/1	24/7, 24/19, 22/1, 22/7, 22/19, 20/1	20/7, 20/19	18/1, 18/7, 18/19
	≈ 0,08 ... 1,0					
	PVC / silicone	PTFE	PTFE	PTFE	PTFE	PTFE

Information

Ordering data

Tools with blade set
Tool with all blade sets

Order No. 9001280000	Order No. 9003700000	Order No. 9003710000	Order No. 9003720000	Order No. 9003730000	Order No. 9003740000
Order No. 9003500000					

Accessories

Blade set
Information

Order No. 9006970000	Order No. 9003600000	Order No. 9003610000	Order No. 9003620000	Order No. 9003630000	Order No. 9003640000
--------------------------------	--------------------------------	--------------------------------	--------------------------------	--------------------------------	--------------------------------

Stripping and cutting tools

- Quick and accurate stripping
- No need to adjust cutting depth
- No damage to inner conductor

LWL-stripax®

Stripping and cutting tool for plastic fibre-optic cables with 1 mm diameter inner conductor

- Stripping length adjustable via end stop
- Automatic opening of the clamping jaws after stripping

Technical data

Max. stripping performance
Cable type
Wire cross-section, min. / max.
Stripping length, max.
Tool data
Width
Height
Weight
Note

M-D-STRIPAX LWL
POF conductor with an inner conductor of 1 mm
7.5 mm
82 mm
135 mm
110 g
POF: polymer optical fibre

Ordering data

Version
Note

Type	Qty.	Order No.
M-D-STRIPAX LWL	1	9003750000

Accessories

Note

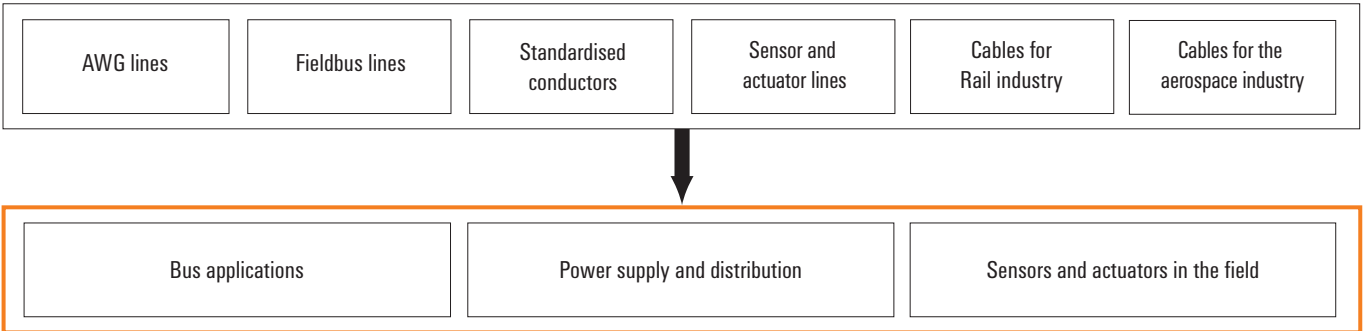
Type	Qty.	Order No.
MEHA KP LWL M-D-SPX	1	9003760000

multi-stripax®

Stripping is the name given to the cutting and removal of conductor insulation. When carrying out this task it must be guaranteed that the appropriate length of insulation is removed and that neither the conductor nor the remaining insulation are damaged in any way.

DIN IEC 352 part 2 (formerly DIN IEC 48/290) contains details of the stripping faults to avoid.

The challenge



multi-stripax®

Multifunctional stripping tool for use on a multitude of conductor insulation forms and configurations – even those not covered by the standard

multi-stripax® the troubleshooter

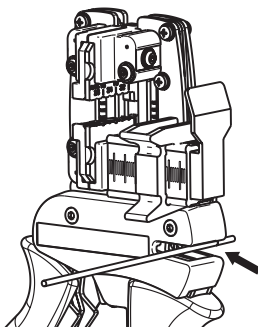
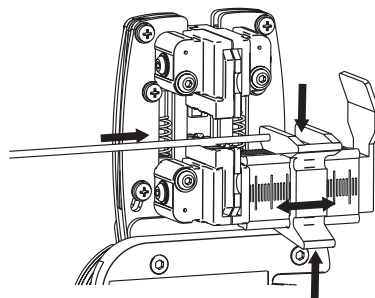
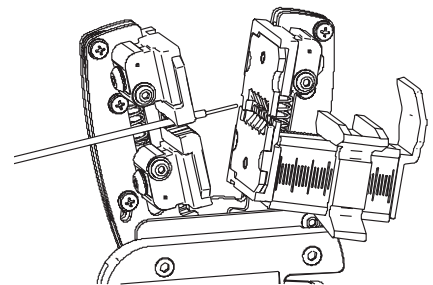
- Interchangeable stripping units
- Proper stripping of any conductor round, flat or special profiles, thanks to the specially shaped stripping blades
- Incorporates cutting function for up to 2.5 mm² solid and 6 mm² fine
- Fatigue free operation thanks to ergonomic design
- No damage to conductor or remaining insulation
- Best stripping results for industrial applications
- Stripping results reproduced accurately time and time again
- A long lasting, reliable tool thanks to its robust design
- Plus, the customary Weidmüller repair service

Special stripping units – the answer to diverse stripping tasks

The multi-stripax® tool, distinguished by its robust design was developed, following customer feedback, to handle all the stripping tasks they have met with in practice.

Thanks to the interchangeable stripping units, a special solution can be found for every challenge in the marketplace.

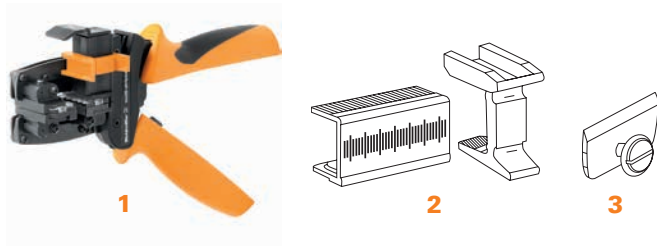
The specially shaped stripping blades guarantee perfect stripping results. The guide plates ensure the correct positioning of the wire and therefore prevent damage to the remaining wire. The clamping jaws hold the conductor with just the right force during the stripping operation and are matched to the specific situation at hand. The flexibility of the multi-stripax® to affect the result of the stripping operations depending on the different variables it encounters makes it a universal troubleshooter.

Cutting**Positioning****Stripping****multi-stripax®****Technical data**

Cable type	PVC, Teflon, PTE, PUR, silicone, halogen free
Conductor cross-section, min.	2 mm
Conductor cross-section, max.	no limit (in several steps)
max. cutting capacity, fine-strand	6 mm ²
max. cutting capacity, solid	2,5 mm ²
max. cutting capacity, ribbon	10,2 x 4 mm
Depth/Width/Height	250 / 85 / 40 mm
Weight	250 g
Note	

Stripping and cutting tools

multi-stripax® incl. stripping unit



- High quality stripping for industrial applications
- Specially shaped stripping blades enable stripping of special types of insulation and conductor configurations
- Adjustable stop for setting stripping lengths from 2.3 to 30 mm
- Highly flexible thanks to interchangeable stripping units
- Stripping results reproduced accurately time and time again
- No damage to the conductor or insulation
- A durable, reliable tool thanks to its robust design
- Integral cutting function for max. 2.5 mm² solid or 6 mm² flexible cables

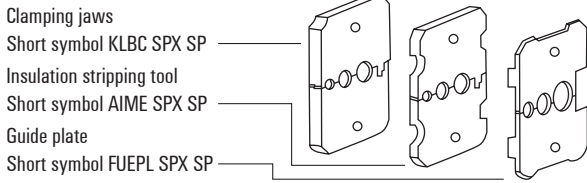
Ordering data

Illustration	Type	Qty.	Order No.	Features
1	multi-stripax® 0,25 -1,5S	1	9204540000	Halogen free PVC, silicone, teflon and Radox 3GK-insulated cables; Cable cross section 0.25 up to 1.5 mm ² max. stripping lengths depends on cable design / cable type Cutting function up to 6 mm ²
1	multi-stripax® 0,75 -4,0SL	1	9203610000	Halogen free PVC, silicone and teflon insulated cables; Cable cross section 0.75 up to 4 mm ² max. stripping lengths depends on cable design / cable type Cutting function up to 6 mm ²
1	multi-stripax® 1,5 -6,0S	1	9204560000	Halogen free PVC, silicone, teflon and Radox 3GKW-insulated cables; Cable cross section 1.5 up to 6 mm ² max. stripping lengths depends on cable design / cable type Cutting function up to 6 mm ²
1	multi-stripax® 16SL	1	9202220000	PVC insulated cables; Cable cross section 16 mm ² max. stripping lengths depends on cable design / cable type 1. station solid, stranded and flexible (restricted) 2. station double stranded Cutting function up to 6 mm ²
1	multi-stripax® 6-16	1	9202210000	PVC insulated cables; Cable cross section 6 up to 16 mm ² ; max. stripping lengths depends on cable design / cable type 1. station solid, stranded and flexible 6 mm ² 2. station solid, stranded and flexible 10 mm ² 3. station solid, stranded and flexible 16 mm ² double stranded (flexible) Cutting function up to 6 mm ²
1	multi-stripax® AWG	1	9202230000	AWG with PTFE and PVC insulated cables; Cable cross-section AWG 26...16 max. stripping lengths depends on cable design Cutting function up to 6mm ² (AWG 16)
1	multi-stripax® ASI	1	9202250000	ASI Bus cables 2 x 1.5 mm ² flexible for PTE, PUR and EPDM insulated cables Stripping of outer insulation and inner cable Cutting function up to 6 mm ²
1	multi-stripax® GKW LW	1	9205760000	Railway cable Radox GKW LW; Cable cross section 1.0; 1.5 and 2.5 mm ² max. stripping lengths depends on cable design / cable type Cutting function up to 6 mm ²
1	multi-stripax® PV	1	1190490000	Photovoltaics cable and comparable earth and short circuit proof cables; Cable cross section 2.5; 4 and 6 mm ² max. stripping lengths depends on cable design / cable type Cutting function up to 6mm ²
1	multi-stripax® POF	1	1208880000	Duplex Stripping tool for fast processing of POF fiber and cable according to IEC 60793-2 A4A fibre (1,000 µm/980 µm POF). Cutting function up to 6 mm ²
2	ERAN multi-stripax®	1	9203100000	Length stop
3	ERME multi-stripax®	1	9203070000	Cutting knife

Note

Stripping and cutting tool multi-stripax®

Stripping unit consists of:



- Highly flexible thanks to interchangeable stripping units
- High quality stripping for industrial applications
- Specially shaped stripping blades enable stripping of special types of insulation and conductor configurations

Ordering data

Type	Qty.	Order No.	Features	
AIE multi-stripax® 0,25 -1,5S	1	9204550000	Halogen free PVC, silicone, teflon and Radox 3GK-insulated cables; Cable cross section 0.25 up to 1.5 mm ² max. stripping lengths depends on cable design / cable type	
AIE multi-stripax® 0,75 -4,0SL	1	9203730000	Halogen free PVC, silicone and teflon insulated cables; Cable cross section 0.75 up to 4 mm ² max. stripping lengths depends on cable design / cable type	
AIE multi-stripax® 1,5 -6,0S	1	9204570000	Halogen free PVC, silicone, teflon and Radox 3GKW-insulated cables; Cable cross section 1.5 up to 6 mm ² max. stripping lengths depends on cable design / cable type	
AIE multi-stripax® 16SL	1	9202270000	PVC insulated cables; Cable cross section 16 mm ² max. stripping lengths depends on cable design / cable type 1. station solid, stranded and flexible (restricted) 2. station double stranded	
AIE multi-stripax® 6-16	1	9202260000	PVC insulated cables; Cable cross section 6 up to 16 mm ² ; max. stripping lengths depends on cable design / cable type 1. station solid, stranded and flexible 6 mm ² 2. station solid, stranded and flexible 10 mm ² 3. station solid, stranded and flexible 16 mm ² double stranded (flexible)	
AIE multi-stripax® AWG	1	9202280000	AWG with PTFE and PVC-insulated cables; Cable cross section AWG 26...16 max. stripping lengths depends on cable design	
AIE multi-stripax® ASI	1	9202300000	ASI Bus cables 2 x 1.5 mm ² flexible for PTE, PUR and EPDM insulated cables Stripping of outer insulation and inner cable	
AIE multi-stripax® GKW LW	1	9205770000	Railway cable Radox GKW LW; Cable cross section 1.0; 1.5 and 2.5 mm ² max. stripping lengths depends on cable design / cable type	
AIE multi-stripax® PV	1	1204280000	Photovoltaics cable and comparable earth and short circuit proof cables; Cable cross section 2.5; 4 and 6 mm ² max. stripping lengths depends on cable design / cable type	
AIE multi-stripax® POF	1	1212770000	Duplex Stripping tool for fast processing of POF fiber and cable according to IEC 60793-2 A4A fibre (1,000 µm/980 µm POF).	



Sheathing strippers

Sheathing strippers

- Sheathing stripper for round cables
- Isolation stripping possible at any point of the cable
- Breaking open cut isolation by means of integrated cutter

AM 25 / AM 35

AM 25: Ø 6...25 mm; AM 35: Ø 25...35 mm



- Pivoting blade for circumferential, longitudinal and spiral cuts
- Retaining bracket with integrated blade to break open an incision in the insulation
- Integrated spare blade



Technical data

Max. stripping performance
Cable type
Conductor diameter
Cut depth
Cutting performance
UTP und STP data cables, max. diameter
Copper cable - flexible, max.
Tool data
Width
Height
Weight
Note

Ordering data

Version
Note

Accessories

Note

AM 25	AM 35
PVC round cable	PVC round cable
6...25 mm	25...35 mm
adjustable up to 4.5 mm	adjustable up to 4.5 mm
47 mm	53 mm
157 mm	174 mm
124 g	129 g

Type	Qty.	Order No.
AM 25	1	9001540000
AM 35	1	9001080000


Type	Qty.	Order No.
ERSATZMESSER AM 25/35	2	9001530000
Sheathing stripper		

AM 16

For round cables, Ø 5...17 mm



- Also highly suitable for stripping cables in the cable duct
- AM 16 guarantees precise cable routing
- Exact regulation of the cut depth with integrated visual display



AM 16
Round cable
5...17 mm
0.5 - 2.5 mm ²
58 mm
53 mm
60 g

Type	Qty.	Order No.
AM 16	1	9204190000

Type	Qty.	Order No.
ERME AM 16	1	9204260000
Sheathing stripper		

Sheathing strippers

- Sheathing strippers for insulated round cables
- Especially suitable for stripping cables with PVC, PUR, PE, TPE and halogen-free LSZH insulation
- Insulation can be stripped from any point along the cable

AM 12

For UTP and STP data cables



- Cutting of UTP and STP data cables and other flexible copper cables with a diameter of up to 4 mm² (~AWG11)
- Stripping of the outer insulation of UTP and STP data cables and other round cables with Ø approx. 0.5 ... 12.5 mm
- No damage to the shielding or conductor due to adjustable stripping blade
- Length end stop for repeated cutting and stripping lengths

AM-X



- No limitation in terms of the wire cross-section
- Easy handling and fatigue-free working thanks to integrated ratchet mechanism
- 2-sided ground knife for double the service life



Technical data

Max. stripping performance	
Cable type	
Conductor cross-section, min. AWG	
Conductor diameter	
Cut depth	
Cutting performance	
UTP und STP data cables, max. diameter	
Copper cable - flexible, max.	
Tool data	
Width	
Height	
Weight	
Note	

Ordering data

Version
Note

AM 12		
UTP and STP data cables		
0.5...12.5 mm		
adjustable		
8 mm		
4 mm ²		
97 mm		
46 mm		
36 g		

Type	Qty.	Order No.
AM 12	1	9030060000

AM-X		
PVC round cable, Round cable		
25...999 mm		
adjustable up to 4.5 mm		
160 mm		
55 mm		
169 g		

Type	Qty.	Order No.
AM-X	1	2625720000

Sheathing strippers

Sheathing strippers for coaxial cable


- For coaxial cable and round (shielded) data cables from \varnothing 2.5...8 mm
- 1-, 2- and 3-level stripping in one step
- Fast changeover to other cable and connector types thanks to adjustable and interchangeable screw holder
- Colour-coded, interchangeable cassettes with specified stripping length for standard coaxial cable and connector: see table
- Setting block (included) permits quick pre-setting of cutting depths
- Blade cassettes usable on both sides

CST / IE-CST

\varnothing 2.5...8 mm



- RG 58 and RG 71
- RG 59 and RG 62
- Antenna cable
- Profibus cable
- Ethernet cable



Technical data


Max. stripping performance

Cable type
Conductor diameter
Stripping length, max.

Tool data

Width
Height
Weight

Note



CST	IE-CST
Coaxial data and round cables	Coaxial data and round cables
2.5...8 mm	2.5...8 mm

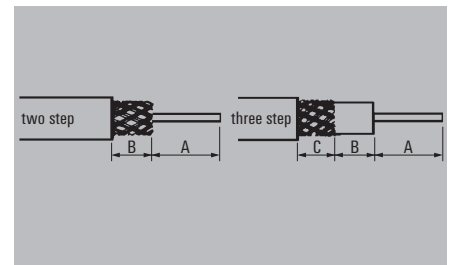
100 mm	100 mm
45 mm	42 mm
65 g	85 g

Type	Qty.	Order No.
CST	1	9030500000
IE-CST	1	9204350000

CST without blade cassette, cassette must be ordered separately. IE-CST including blade cartridge (9032020000), adjusted to Weidmüller Ethernet cable

Type	Qty.	Order No.
SCHA CST	1	9032060000
EINTELLBLOCK CST	1	9005800000

Cutter cassettes for CST



Colour cutter cassettes	B [mm]	C [mm]
grey	3.9	
red	6.0	
yellow	12.0	
blue	6.5	
white	8.6	
green	7.1	5.1
brown	7.5	3.5
orange	8.0	3.7
light green	6.0	6.0
black	8.6	2.3

Dim. A as stated by manufacturer (not defined by tool)

Colour cutter cassettes	Qty.	Order-No.
grey	1	9032050000
red	1	9032040000
yellow	1	9032030000
blue	1	9032020000
white	1	9204340000
green	1	9032000000
brown	1	9032010000
orange	1	9032200000
light green	1	9032210000
black	1	9032220000

Ordering data

Version

Note

Accessories

Screw holder
Adjustment block

Note

Sheathing strippers for coaxial cable

- For coaxial cable and round (shielded) data cables from Ø 2.5...8 mm
- 1-, 2- and 3-level stripping in one step
- Adjustable stripping lengths in 1 mm steps for meshwork and dielectric materials (min. stripping length approx. 3.2 mm)
- Fast changeover to other cable types
- Max. stripping length 17 mm
- Incl. 3 blades

CST VARIO

Ø 2.5...8 mm



- RG 58 and RG 71
- RG 59 and RG 62
- Antenna cable
- Profibus cable
- Ethernet cable

CST VARIO blade holder



Ordering data


Type	Qty.	Order No.
CST VARIO BLADE HOLDER	1	9005740000

CST VARIO blade insert



Ordering data

Type	Qty.	Order No.
CST VARIO BLADE INSERT	1	9005730000



CST VARIO Screwdriver



Ordering data

Type	Qty.	Order No.
CST SCREWDRIVER	1	9005720000

Technical data

Max. stripping performance
Cable type
Conductor diameter
Stripping length, max.
Tool data
Width
Height
Weight
Note

CST VARIO
Coaxial data and round cables
2.5...8 mm
17 mm
116 mm
45 mm
76 g

Ordering data

Version
Note

Type	Qty.	Order No.
CST VARIO	1	9005700000

Accessories

Type
Note

Type	Qty.	Order No.
SCHRAUBENDREHER CST	1	9005720000
MESSERHALTER CST VARIO	1	9005740000
MESSEREINSATZ CST VARIO	1	9005730000
Includes spare blade set (1 set = 3 blades)		

Setting block CST



Ordering data

Type	Qty.	Order No.
CST SETTING BLOCK	1	9005800000

Screw holder CST



Ordering data

Type	Qty.	Order No.
SCHA CST	1	9032060000

Sheathing strippers

Cable sheathing stripper

- For fast and accurate stripping of moisture proof cables of diam. 8 - 13 mm, for example NYM cable, 3 x 1.5 mm² to 5 x 2.5 mm²
- No need to set cutting depth
- Ideal for working in junction and distribution boxes

Stripper round

Round cable stripper



- Damp-proof cable Ø 8...13 mm

Stripper round top

Round cable stripper with individual wire stripper



- Damp-proof cable Ø 8...13 mm
- With stripping device for individual wires of 0.2-4.0 mm²
- With integrated longitudinal cutter
- Retractable internal blade



Technical data

Max. stripping performance	
Cable type	
Conductor diameter	
Wire cross-section, min. / max.	
Tool data	
Width	
Height	
Weight	
Note	

STRIPPER ROUND		
Flexible and solid conductors with PVC insulation		
8...13 mm		
Width	125 mm	
Height	35 mm	
Weight	47 g	
Note		

STRIPPER ROUND TOP		
Flexible and solid conductors with PVC insulation		
8...13 mm		
0.2...4 mm ²		
Width	125 mm	
Height	35 mm	
Weight	50 g	
Note		

Ordering data

Version	
Note	

Type	Qty.	Order No.
STRIPPER ROUND	1	9918040000
Note		

Type	Qty.	Order No.
STRIPPER ROUND TOP	1	9918050000
Note		

Cable knife

- Simple, fast and accurate stripping of all conventional round cables from Ø 4 - 37 mm²
- Circumferential and longitudinal cuts with automatic rotary blade
- Knurled screw at end of handle for setting cutting depth
- Spring-loaded cable retaining clip with thumb guard
- Spare blade in handle

Slicer NO 16

Cable cutter Ø 4...16 mm



- Operating range: 4...16 mm outer diameter

Slicer NO 27

Cable cutter Ø 8...28 mm



- Operating range: 8...28 mm outer diameter



Technical data

Max. stripping performance	
Cable type	
Conductor diameter	
Tool data	
Width	
Height	
Weight	
Note	

SLICER NO 16		
Flexible and solid conductors with PVC insulation		
4...16 mm		
Width	132 mm	
Height	29 mm	
Weight	75 g	
Note		

SLICER NO 27		
Flexible and solid conductors with PVC insulation		
8...28 mm		
Width	132 mm	
Height	29 mm	
Weight	75 g	
Note		

Ordering data

Version	
Note	

Type	Qty.	Order No.
SLICER NO 16	1	9918070000
Note		

Type	Qty.	Order No.
SLICER NO 27	1	9918080000
Note		

Accessories

Note	
------	--

Type	Qty.	Order No.
ZUB SLICER NO16-35	2	9201430000
Note		

Type	Qty.	Order No.
ZUB SLICER NO16-35	2	9201430000
Note		

Sheathing strippers

Special cable sheathing stripper

Insulation stripping tool for data communication systems

Stripper PC

Special cable stripper



- Cable diameter Ø 5...15 mm
- For cables and conductors of 0.25 - 4.0 mm² (24 - 12 AWG)
- For data cables in the telecommunications and IT sectors
- IBM network cables
- Printer cables
- Control cables



Stripper Coax

Special cable stripper



- Cable diameter Ø 4.8...7.5 mm
- For PVC-insulated data communication and control cables
- RG 58 / RG 59
- TV antenna cables between Ø 4.8 and 7.5 mm
- PVC round cables 3 x 0.75 mm²



Technical data

Max. stripping performance	
Cable type	
Conductor diameter	
Wire cross-section, min. / max.	
Tool data	
Width	
Height	
Weight	
Note	

STRIPPER PC		
Data cable / telecommunications and IT		
Cable diameter	5...15 mm	
Wire cross-section	0.25...4 mm ²	
Width	125 mm	
Height	35 mm	
Weight	55 g	
Note		

STRIPPER COAX		
Coaxial data and round cables		
Cable diameter	4.8...7.5 mm	
Width	97 mm	
Height	20.5 mm	
Weight	22 g	
Note		

Ordering data

Version	
Note	

Type	Qty.	Order No.
STRIPPER PC	1	9918060000
Note		

Type	Qty.	Order No.
STRIPPER COAX	1	9918030000
Note		

Crimping

Crimping	Introduction	D.2
	Overview contacts – tools	D.6
	Crimping tools for wire end ferrules	D.8
	Introduction – Crimping tools for other contacts	D.16
	Crimping tools for other contacts	D.18
	Pressing tools	D.30
	Introduction – Mechanical and electro-hydraulic crimping tools	D.32
	EPG Cut 40 battery-powered cutting tool	D.33
	Crimping tools PZ PK 6/70 and PZ RK 6/70	D.34
	Crimping tools PZ PK 10/120 and PZ RK 10/120	D.35
	Crimping tools EPG 45	D.36
	Crimping tools EPG 60 and HPG 60	D.38
	Crimping tools APG 80	D.40
	Battery / Battery charger	D.42
	Insertion tool for twisted-pair cable	D.44
	Disconnect	D.45
	Tools for polymer optical fibres	D.46
	Cable tie tools	D.47
	Operating aids for hand tools	D.49

Crimping – a permanent connection

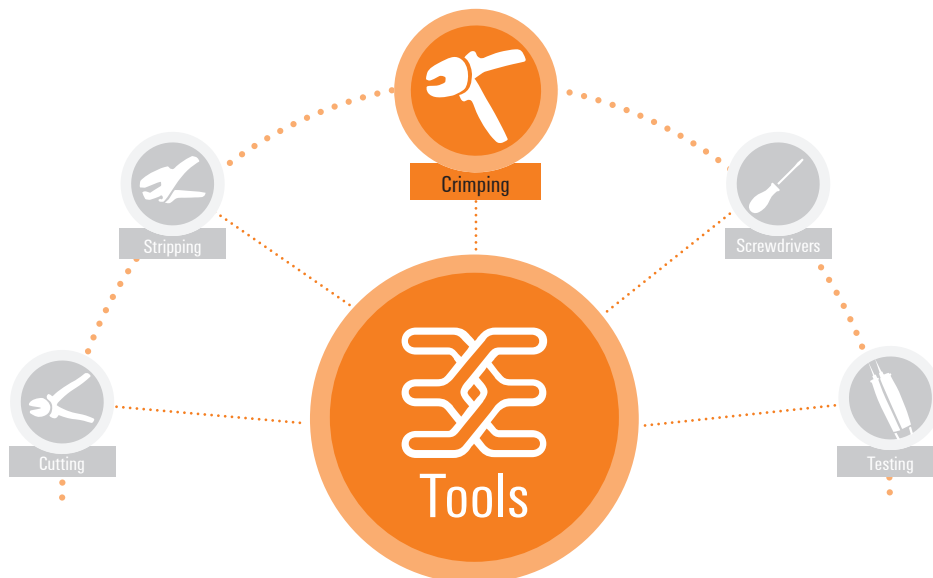
High-precision tools for perfect connections

Crimping is a joining process that connects two components with each other by a defined pressing process. The method forms a secure connection between the conductor and contact and has largely replaced the soldering process.

The most important task when crimping is to prevent crimping errors and thereby achieve homogeneous crimped connections. The production of a quality crimp not only requires manual skill, but also coordinated crimping tools and wire end ferrules. International standards and regulations, such as DIN EN 60352-2, are essential quality criteria for perfect crimped connections. Tensile strength achievement and the prevention of typical crimping errors play a major role. The advantages of crimped connections are also listed quite explicitly.

Advantages of crimp connections:

- Efficient manufacture of connections on any production scale.
- Processing with fully or semi-automatic crimping machines or manual crimping tools.
- No cold solder joints.
- The spring characteristics of the spring contacts are not affected by soldering heat.
- Conductor flexibility behind the crimped connection is maintained.
- No burnt, discoloured or overheated conductor insulation.
- Good connections with reproducible electrical and mechanical values.
- Easy monitoring of production.



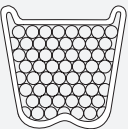

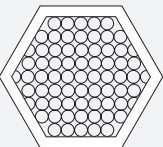

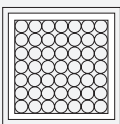

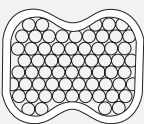

A coordinated system for your applications

Typical press shapes for wire end ferrules

There is a wide range of press shapes available on the market for crimping wire end ferrules. It is not possible to specify in general which is the most suitable press shape. Each press shape offers individual advantages as well as disadvantages. These must be weighed up in relation to their subsequent application.

Crimping shape

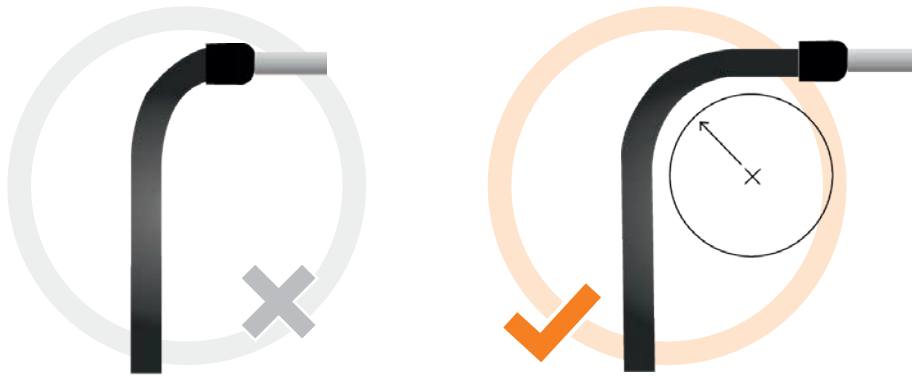
pros and cons

 <p>Trapezoidal crimp shape</p>	<ul style="list-style-type: none"> + Low deformation under load in the contact point. + Smooth continuous surface. - No neutral insertion direction. 	
 <p>Hexagonal crimp shape</p>	<ul style="list-style-type: none"> + Neutral position due to virtually circular cross-section. + Ideal for circular connection compartments. - No smooth surface. 	
 <p>Square crimp shape</p>	<ul style="list-style-type: none"> + Maximum contact area. + Ideal for square connection compartments. - No smooth surface. 	
 <p>WM crimp shape</p>	<ul style="list-style-type: none"> + Minimal deformation under load in the contact point. + Smooth continuous surface. + Press shape corresponds with EN 60947-1. - Position is not neutral. 	

Area of application for wire end ferrules with plastic collars

Technical information

Wire end ferrules are designed to protect the individual strands of a conductor. This prevents unwanted damage, kinking of individual strands or fraying of the entire conductor. The inside of the plastic collar on the wire end ferrule is cone-shaped to make it easier to insert the strands into the ferrule. It also prevents the angular conductor insulation edges from getting caught in the insertion funnel of the contact point.



Risk of breakage due to overload

correct bending radius

What is important is that the plastic collar of the wire end ferrule does not offer any anti-kink protection, as is usually the case with insulated cable lugs for example. The plastic collar also does not provide any mechanical insulation support and must therefore not be subjected to excessive bending or tension. For this reason, the relevant standards must be observed during installation. According to DIN VDE 0298-300, cables may only be laid within a certain bending radius. For example, for PVC insulated cables with conductor diameters of ≤ 20 mm, this equates to six times the conductor diameter. In practice, this means that no significant tension may be applied to the AEH plastic collar.

Standards and approvals



Weidmüller wire end ferrules

+



+ Weidmüller crimping tools

=



= Approval

The crimping process

After stripping the insulation, a suitable contact or wire end ferrule can be crimped onto the end of the cable. Steps:


- Push the wire end ferrule onto the conductor as far as it will go.
- Conductor must protrude out of the ferrule, but no more than 1 mm.
- Place the tool directly behind the plastic collar.
- Crimp over the entire length of the sleeve. Do this in two steps if necessary.




Formation of cracks at the sides.
Sides split open




Formation of cracks at the impressions
of the crimping jaw




Asymmetrical crimping shape
Burr formation on one side



Single conductor
squeezed off



Single conductor
pushed back



Conductor strands
protruding out of the copper tube



Further error patterns that must be avoided during crimping:










- Sleeve not filled by conductor.
- Plastic collar damaged by crimping jaw.
- Conductor insulation is not pushed into the plastic collar.
- Wire end ferrule is bent in longitudinal direction after crimping.

Overview contacts – tools

Crimping

D

Crimp contact	Crimp type	Description	Conductor crosssection in mm ²	AWG	Crimping tool	Order No. tool	page	
Wire end ferrules		with plastic collar	0,5...2,5	20...14	Stripax Plus 2.5	9020000000	D.8	
		with / without plastic collar	0,14...6	26...10	PZ 6 roto	9014350000	D.11	
			0,14...1,5	24...16	PZ 1.5	9005990000	D.9	
			0,5...4	20...12	PZ 4	9012500000	D.10	
		with / without plastic collar	0,14...6	26...8	PZ 10 HEX	1445070000	D.12	
				with / without plastic collar	0,25...6	24...10	PZ 6/5	9011460000
	with / without plastic collar	0,5...6		20...10	PZ 3	0567300000	D.9	
		26...8		PZ 10 SQR	1445080000	D.12		
		with / without plastic collar	6...16	10...6	PZ 16	9012600000	D.13	
			25...50	3...1	PZ 50	9006450000	D.14	
	Twin wire end ferrules		Twin wire end ferrules	0,5...1	20...17	PZ 1.5	9005990000	D.9
				0,5...4	20...10	PZ 10 HEX	1445070000	D.12
0,5...2,5				20...14	PZ 4	9012500000	D.10	
0,5...4				20...12	PZ 6/5	9011460000	D.10	
0,5...4				20...12	PZ 3	0567300000	D.9	
0,5...4				20...12	PZ 6 roto	9014350000	D.11	
6...16				10...6	PZ ZH 16	9013600000	D.13	
Stamped contacts		Weidmüller DFF series	0,22...2,5	24...12	HTF DFF	9014140000	D.29	
		Weidmüller ZRV and MKF series	0,2...0,35 / 0,5...1	24...22 / 20...17	HTF ZRV	9014840000	D.29	
		Weidmüller FEKO ZRV series	0,2...2,5	24...12	HTF AFK 2.5	9201040000	D.29	
		Weidmüller RSV and DSTV-HD Systems	0,14...1,5	26...16	HTF RSV 16	9013560000	D.29	
			2,5	14...12	HTF RSV 12	9013550000	D.29	
Turned contacts		Turned HD and HE contacts	4...10	12...7	CTX CM 3,6	9018480000	D.22	
			0,14...4	26...12	CTX CM 1,6/2,5	9018490000	D.22	
		Turned HD, HE and HX contacts	0,14...6	26...10	CTIN CM 1,6/2,5	9205430000	D.22	
			1,5...10	16...7	CTIN CM 3,6	9205440000	D.22	

Crimp contact	Crimp type	Description	Conductor crossection in mm ²	AWG	Crimping tool	Order No. tool	page	
coaxial connectors		coaxial connectors			HTG 58/59	9012020000	D.27	
					HTG 174	9012410000	D.27	
					HTX 138	9012400000	D.27	
					HTX 188	9011990000	D.27	
insulated / non-insulated connectors		insulated connectors	0,5...2,5	20...14	HTI 15	9014400000	D.20	
			0,5...6	20...10	CTI 6	9006120000	D.19	
			0,5...6	20...10	CTI 6 G	9202850000	D.19	
		non-insulated connectors	0,5...6	20...10	HTN 21	9014610000	D.20	
			0,5...6	20...10	HTN 21 with end stop	9014100000	D.20	
			10...25	7...3	CTN 25 D4	9006220000	D.21	
			10...25	7...3	CTN 25 D5	9006230000	D.21	
modular plug connectors		WE-plug (4, 6 and 8-poles)	0,08...0,25	28...24	TT 864 RS WE	9008120000	D.31	
		WE-plug (4, 6 and 10-poles)	0,08...0,25	28...24	TT 1064 RS WE	9008190000	D.31	
		shielded WE-plug, system Hirose	0,08...0,25	28...24	TT8 RS MP8	9202800000	D.30	
Other contacts and plugs		SUB-D contacts			HTF SUB-D	9013260000	D.28	
		flat blade connectors and receptacles	0,1...1 (connec. width 2,8)	27...17	HTF 28	9013090000	D.18	
			0,5...2,5 (connec. width 4,8)	20...14	HTF 48	9013080000	D.18	
			0,5...2,5 (connec. width 6,3)	20...14	HTF 63	9013400000	D.18	
			0,5...6 (connec. width 6,3)	20...10	CTF 63	9202860000	D.18	
		fibre optic connectors	Station 1 (hexagon crimp): 3,15 / 6,0 H.- → 3,9			HTX LWL	9011360000	D.23
			Station 2 (round crimp): 4,85 / 6,0 H.- → 5,5			HTX LWL	9011360000	D.23
		IP 67 connector				IE-CT-SC-GOF	9205320000	D.24
						IE-CT-LC-GOF	9205330000	D.24
					IE-CT-SC-PDF	9205340000	D.24	
					IE-CT-SC-GOF-P	9205350000	D.24	

Crimping

D

Crimping tools for wire end ferrules

Crimping tools for wire end ferrules

- 3 functions: cutting, stripping, crimping
- Wire end ferrules with plastic collars, in compliance with DIN 46228 Part 4
- Ratchet for precise crimping
- Efficient operation: laborious change of tools not necessary, resulting in significant time savings
- Automatic conveyance of wire end ferrules
- Quick adjustment for different cross-sections
- Easy handling of ferrule strips


Only strips of linked wire end ferrules, each containing 50 pieces, from Weidmüller may be processed. The use of wire end ferrules on reels may lead to destruction.

stripax® plus 2.5

0.5...2.5 mm²



- ~AWG 20...14
- Processing of strips from linked wire end ferrules of 0.5...2.5 mm² from Weidmüller



Technical data

Description of contact

Type of contact
Crimping range
Crimping range 1 (with multiple crimping positions)
Crimping range 2 (with multiple crimping positions)
Crimping range 3 (with multiple crimping positions)
Crimping range 4 (with multiple crimping positions)
Crimping range 5 (with multiple crimping positions)

Tool data

Width
Weight

Note

stripax® plus 2.5

Strips of linked wire end ferrules
0.5...2.5 mm ²
0.5...0.75 mm ²
1...1.5 mm ²
2.5 mm ²

210 mm
260 g

Only strip-type products from Weidmüller may be processed.
The use of wire end ferrules on reels may lead to destruction.

Ordering data

Version

Note

Type	Qty.	Order No.
STRIPAX PLUS 2.5	1	9020000000
STRIPAX PLUS 2.5 ZERT	1	9011980000

Additional accessories can be found in chapter J

Accessories

Note

Type	Qty.	Order No.
ERSATZMESSER STRIPAX PL	5	9050340000

Cutting



Stripping



Crimping



Crimping tools for wire end ferrules

Crimping tools for wire end ferrules

- For wire end ferrules with and without plastic collars, according to DIN 46228 Part 1 and Part 4
- Ratchet for precise crimping
- Release option in the event of incorrect operation

PZ 4

0.5...4 mm²

- ~AWG 21...12
- Only one crimping station for the whole cross-section range
- Wire end ferrule insertion from the side



PZ 6/5

0.25...6 mm²

- ~AWG 24...10
- Crimp complies with Euro-Norm EN 60947-1
- Approval according to VG 95211 (military designation VG 95 236 T 14 B 002)
- Five crimping stations corresponding to the conductor cross-sections
- Wire end ferrule insertion from the side



Technical data

Description of contact

Type of contact
Crimping range
Crimping range 1 (with multiple crimping positions)
Crimping range 2 (with multiple crimping positions)
Crimping range 3 (with multiple crimping positions)
Crimping range 4 (with multiple crimping positions)
Crimping range 5 (with multiple crimping positions)

Tool data

Width
Weight

Note

PZ 4

Wire end ferrules with/without plastic collars
0.5...4 mm²

200 mm
448 g

PZ 6/5

Wire end ferrules with/without plastic collars
0.25...6 mm²

0.25 mm²...0.5 mm²
0.75 mm²...1.5 mm²
2.5 mm²
4 mm²
6 mm²

200 mm
423 g

Ordering data

Version

Certified tool

Note

Type	Qty.	Order No.
PZ 4	1	9012500000
PZ 4 ZERT	1	9017300000

Additional accessories can be found in chapter J

Type	Qty.	Order No.
PZ 6/5	1	9011460000
PZ 6/5 ZERT	1	9017900000

Additional accessories can be found in chapter J

Crimping tools for wire end ferrules

- For wire end ferrules with and without plastic collars, according to DIN 46228 Part 1 and Part 4
- Rotating crimp insert, lockable
- Insert the wire end ferrules from the side or front
- Ratchet for precise crimping
- Release option if misused

PZ 6 Roto L

0.14–6 mm²



- ~AWG 26...10
- Only one crimp insert for the whole cross-section range
- A rotating crimp insert allows for wire end ferrules to be inserted from the side or front
- Lockable die

PZ 6 Roto

0.14...6 mm²



- ~AWG 26...10
- Only one die for the whole cross-section range
- Rotating die enables wire end ferrule insertion from the front or side



Technical data

Description of contact

Type of contact
Crimping range
Crimping range 1 (with multiple crimping positions)
Crimping range 2 (with multiple crimping positions)
Crimping range 3 (with multiple crimping positions)
Crimping range 4 (with multiple crimping positions)
Crimping range 5 (with multiple crimping positions)

Tool data

Width
Weight

Note

Ordering data

Version

Certified tool

Note

PZ 6 roto L

Wire end ferrules with/without plastic collars
0.14...6 mm²

200 mm
428 g

Type	Qty.	Order No.
PZ 6 ROTO L	1	1444050000
PZ 6 ROTO L ZERT	1	1527230000

Additional accessories can be found in Chapter J

PZ 6 roto

Wire end ferrules with/without plastic collars
0.14...6 mm²

200 mm
428 g

Type	Qty.	Order No.
PZ 6 ROTO	1	9014350000
PZ 6 ROTO ZERT	1	9017440000

Additional accessories can be found in chapter J

Crimping tools for wire end ferrules

Crimping tools for wire end ferrules

- For wire end ferrules with and without plastic collars, according to DIN 46228 Part 1 and Part 4
- Ratchet for precise crimping
- Release option in the event of incorrect operation
- Ergonomic handle design

PZ 10 HEX

0.25 ... 10 mm²

- ~AWG 26 ... 8
- Only one die for the whole cross-section range of 0.14 ... 10 mm²
- Side wire end ferrule insertion with hexagon crimp shape

PZ 10 SQR

0.14 ... 10 mm²

- ~AWG 26 ... 8
- Only one die for the whole cross-section range of 0.14 ... 10 mm²
- Side wire end ferrule insertion with square crimp shape



Technical data

Description of contact

Type of contact
Crimping range
Crimping range 1 (with multiple crimping positions)
Crimping range 2 (with multiple crimping positions)
Crimping range 3 (with multiple crimping positions)
Crimping range 4 (with multiple crimping positions)
Crimping range 5 (with multiple crimping positions)

Tool data

Width
Weight

Note

Wire end ferrules with/without plastic collars
0.25...10 mm²

195 mm
600 g

Wire end ferrules with/without plastic collars
0.14...10 mm²

195 mm
600 g

Ordering data

Version

Certified tool

Note

Type	Qty.	Order No.
PZ 10 HEX	1	1445070000
PZ 10 HEX ZERT	1	1989320000

Additional accessories can be found in Chapter J

Type	Qty.	Order No.
PZ 10 SQR	1	1445080000
PZ 10 SQR ZERT	1	1989310000

Additional accessories can be found in Chapter J

Crimping tools for wire end ferrules

- For wire end ferrules with and without plastic collars, according to DIN 46228 Part 1 and Part 4
- Ratchet for precise crimping
- Release option in the event of incorrect operation

PZ 16

6...16 mm²



- ~AWG 10...6
- Crimp complies with Euro-Norm EN 60947-1
- Approval according to VG 95211 (military designation VG 95 236 T 14 B 002)
- Three crimping stations corresponding to the conductor cross-sections
- Wire end ferrule insertion from the side



PZ ZH 16

Twin wire end ferrules from 6...16 mm²



- ~ AWG 10...6
- Three crimping stations corresponding to the conductor cross-sections
- Wire end ferrule insertion from the side



Technical data

Description of contact	
Type of contact	
Crimping range	
Crimping range 1 (with multiple crimping positions)	
Crimping range 2 (with multiple crimping positions)	
Crimping range 3 (with multiple crimping positions)	
Crimping range 4 (with multiple crimping positions)	
Crimping range 5 (with multiple crimping positions)	
Tool data	
Width	
Weight	
Note	

Ordering data

Version	
	Certified tool
Note	

PZ 16		
Wire end ferrules with/without plastic collars		
Crimping range	6...16 mm ²	
Crimping range 1	6 mm ²	
Crimping range 2	10 mm ²	
Crimping range 3	16 mm ²	
Crimping range 4		
Crimping range 5		
Width	200 mm	
Weight	418 g	
Note		

Type	Qty.	Order No.
PZ 16	1	9012600000
PZ 16 ZERT	1	9017340000
Additional accessories can be found in chapter J		

PZ ZH 16		
Twin wire end ferrules		
Crimping range	6...16 mm ²	
Crimping range 1	6 mm ²	
Crimping range 2	10 mm ²	
Crimping range 3	16 mm ²	
Crimping range 4		
Crimping range 5		
Width	250 mm	
Weight	730 g	
Note		

Type	Qty.	Order No.
PZ ZH 16	1	9013600000
PZ ZH 16 ZERT	1	9013610000
Additional accessories can be found in Chapter J		

Crimping tools for wire end ferrules

Crimping tools for wire end ferrules

- For wire end ferrules with and without plastic collars, according to DIN 46228 Part 1 and Part 4
- Ratchet for precise crimping
- Release option in the event of incorrect operation

PZ 50

25...50 mm²

- ~AWG 4...0
- Crimp complies with Euro-Norm EN 60947-1
- Approval according to VG 95211 (military designation VG 95 236 T 14 B 002)
- Three crimping stations corresponding to the conductor cross-sections
- Wire end ferrule insertion from the side



Technical data

Description of contact

Type of contact
 Crimping range
 Crimping range 1 (with multiple crimping positions)
 Crimping range 2 (with multiple crimping positions)
 Crimping range 3 (with multiple crimping positions)
 Crimping range 4 (with multiple crimping positions)
 Crimping range 5 (with multiple crimping positions)

Tool data

Width
 Weight

Note

PZ 50

Wire end ferrules with/without plastic collars

25...50 mm²25 mm²35 mm²50 mm²

250 mm

730 g

Ordering data

Version

Certified tool

Note


Type	Qty.	Order No.
PZ 50	1	9006450000
PZ 50 ZERT	1	9017400000

Additional accessories can be found in chapter J

Crimping tool for custom contacts

The crimping technique is one of the most reliable and most versatile connection methods. Extreme quality demands for a variety of different connections require that you use a wide variety of specialised crimping tools which are designed for specific contacts.

Weidmüller offers the right crimping tool for a wide variety of contact, regardless of whether you are using turned contacts, cable-lug connectors, insulated connectors or coaxial connectors.





Crimping tools for other contacts

Crimping tools for other contacts

- Ratchet for precise crimping
- Release option in the event of incorrect operation
- With end stop for exact positioning of the contacts
- Contact and insulation are crimped in one step

HTF 28 / HTF 48 / HTF 63

0.1...2.5 mm²



For flat-blade connectors and flat-blade receptacles with pre-rolled crimp claw

HTF 28


- ~AWG 28...18
- Plug width 2.8 mm, from 0.1...1.0 mm²

HTF 48

- ~AWG 21...14
- Plug width 4.8 mm, from 0.5...2.5 mm²

HTF 63

- ~AWG 21...14
- Plug width 6.3 mm, from 0.5...2.5 mm²



Technical data

Description of contact
Type of contact
Crimping range
Crimping range 1 (with multiple crimping positions)
Crimping range 2 (with multiple crimping positions)
Crimping range 3 (with multiple crimping positions)
Plug width
Tool data
Width
Weight
Note

HTF 28	HTF 48	HTF 63
F-plug / -sleeve	F-plug / -sleeve	F-plug / -sleeve
0.1...1 mm ²	0.5...2.5 mm ²	0.5...2.5 mm ²
0.1...0.25 mm ²	0.5...1 mm ²	0.5...1 mm ²
0.25...0.5 mm ²	1.5...2.5 mm ²	1.5...2.5 mm ²
0.6...1 mm ²		
2.8 mm	4.8 mm	6.3 mm
200 mm	200 mm	200 mm
438 g	438 g	438 g
Note		

Ordering data

Version
Note

Type	Qty.	Order No.
HTF 28	1	9013090000
HTF 28 ZERT	1	9017410000
HTF 48	1	9013080000
HTF 48 ZERT	1	9017260000
HTF 63	1	9013400000
HTF 63 ZERT	1	9017240000
Additional accessories can be found in chapter J		

CTF 63

0.5...6 mm²



For flat-blade connectors and flat-blade receptacles with pre-rolled crimp claw

CTF 63

- ~AWG 21...10
- Plug width 6.3 mm, from 0.5...6 mm²



CTF 63
F-plug / -sleeve
0.5...6 mm ²
0.5...1 mm ²
1.5...2.5 mm ²
2.6...6 mm ²
6.3 mm
250 mm
730 g
Note

Type	Qty.	Order No.
CTF 63	1	9202860000
CTF 63 ZERT	1	1077010000
Additional accessories can be found in Chapter J		

Crimping tools for other contacts

- Ratchet for precise crimping
- Release option in the event of incorrect operation
- With end stop for exact positioning of the contacts


CTI 6 G

0.5...6 mm²



For PVC, PC- and polyamide-insulated connectors

- ~AWG 21...10
- Parallel crimp profile for crimping contact and insulation in one step




CTI 6

0.5...6 mm²



For PVC, PC- and polyamide-insulated connectors

- ~AWG 21...10
- Double-crimp profile, for crimping contact and insulation in one step



Technical data

Description of contact	
Type of contact	
Crimping range	
Crimping range 1 (with multiple crimping positions)	
Crimping range 2 (with multiple crimping positions)	
Crimping range 3 (with multiple crimping positions)	
Plug width	
Tool data	
Width	
Weight	
Note	

Ordering data

Version	
Note	

CTI 6 G		
Insulated connector		
Crimping range	0.5...6 mm ²	
Crimping range 1 (with multiple crimping positions)	0.5...1.5 mm ²	
Crimping range 2 (with multiple crimping positions)	1.1...2.5 mm ²	
Crimping range 3 (with multiple crimping positions)	2.6...6 mm ²	
Width	250 mm	
Weight	747 g	
Note		

Type	Qty.	Order No.
CTI 6 G	1	9202850000
CTI 6 G ZERT	1	1292880000
Additional accessories can be found in Chapter J		

CTI 6		
Insulated connector		
Crimping range	0.5...6 mm ²	
Crimping range 1 (with multiple crimping positions)	0.5...1.5 mm ²	
Crimping range 2 (with multiple crimping positions)	1.1...2.5 mm ²	
Crimping range 3 (with multiple crimping positions)	2.6...6 mm ²	
Width	250 mm	
Weight	730 g	
Note		

Type	Qty.	Order No.
CTI 6	1	9006120000
CTI 6 ZERT	1	9017290000
Additional accessories can be found in chapter J		

Crimping tools for other contacts

- Ratchet for precise crimping
- Release option in the event of incorrect operation

CTN 25 D 4

10...25 mm²



For uninsulated cable lugs and connectors

- ~AWG 8...4
- Rolled cable lugs, acc. to DIN 46234
- Pin cable lugs
- Parallel and serial connectors
- Indent crimping



CTN 25 D 5

10...25 mm²



For uninsulated cable lugs and connectors

- ~AWG 8...4
- Cable lugs, acc. to DIN 46235
- Pin cable lugs
- Parallel and serial connectors
- Hexagon crimping



Technical data

Description of contact
Type of contact
Crimping range
Crimping range 1 (with multiple crimping positions)
Crimping range 2 (with multiple crimping positions)
Crimping range 3 (with multiple crimping positions)
Plug width
Tool data
Width
Weight
Note

Ordering data

Version
Note

CTN 25D4
Uninsulated connection
10...25 mm ²
10 mm ²
16 mm ²
25 mm ²
250 mm
730 g

Type	Qty.	Order No.
CTN 25 D4	1	9006220000
CTN 25 D4 ZERT	1	9017350000
Additional accessories can be found in Chapter K		

CTN 25 D5
Uninsulated connection
10...25 mm ²
10 mm ²
16 mm ²
25 mm ²
250 mm
730 g

Type	Qty.	Order No.
CTN 25 D5	1	9006230000
CTN 25 D5 ZERT	1	1292870000
Additional accessories can be found in Chapter K		

Crimping tools for other contacts

Crimping tools for other contacts

- Ratchet for precise crimping
- Release option in the event of incorrect operation
- With end stop for exact positioning of the contacts

CTX CM 1.6/2.5 / CTX CM 3.6

0.14...10 mm²

CTX CM 1.6/2.5

- Turned HD contacts
- Turned HE contacts
- ConCept M10 and M5 contacts
- ~AWG 26...12
- 0.14...4.0 mm²

CTX CM 3.6

- Turned HD contacts
- ConCept M3 contacts
- ~AWG 12...8
- 4.0...10 mm²



CTIN CM 1.6/2.5 / CTIN 3.6

0.14...10 mm²

CTIN CM 1.6/2.5

- Turned HD and HE contacts
- Turned HX contacts
- ConCept M10, M5 and M3 contacts
- 4-indent crimp
- ~AWG 26...10
- 0.14...6.0 mm²

CTIN CM 3.6

- Turned HX contacts
- ConCept M3 contacts
- 4-indent crimp
- ~AWG 16...8
- 1.5...10 mm²



Technical data

Description of contact
Type of contact
Crimping range
Crimping range 1 (with multiple crimping positions)
Crimping range 2 (with multiple crimping positions)
Crimping range 3 (with multiple crimping positions)
Crimping range 4 (with multiple crimping positions)
Crimping range 5 (with multiple crimping positions)
Tool data
Width
Weight
Note

Ordering data

Version
Note

CTX CM 1.6/2.5	CTX CM 3.6
Turned contacts	Turned contacts
0.14 mm ² ...4 mm ²	4 mm ² ...10 mm ²
0.14 mm ² ...0.5 mm ²	4 mm ²
0.75 mm ² ...1 mm ²	6 mm ²
1.5 mm ²	10 mm ²
2.5 mm ²	
4 mm ²	
250 mm	250 mm
730 g	730 g

Type	Qty.	Order No.
CTX CM 1.6/2.5	1	9018490000
CTX CM 1.6/2.5 ZERT	1	9013690000
CTX CM 3.6	1	9018480000
CTX CM 3.6 ZERT	1	1270320000

A large selection of contacts can be found in our current Heavy-duty Connectors Catalogue

CTIN CM 1.6/2.5	CTIN CM 3.6
Turned contacts	Turned contacts
0.14 mm ² ...6 mm ²	1.5 mm ² ...10 mm ²
0.14 mm ² ...6 mm ²	1.5 mm ² ...10 mm ²
230 mm	230 mm
1220 g	1220 g

Type	Qty.	Order No.
CTIN CM 1.6/2.5	1	9205430000
CTIN CM 3.6	1	9205440000

A large selection of contacts can be found in our current Heavy-duty Connectors Catalogue

Crimping tools for other contacts

- Ratchet for precise crimping
- Release option in the event of incorrect operation

HTX LWL



For fibre-optical cables with

- Core diameter of 1 mm
- Crimping sleeve \varnothing 5.5 mm

Station 1: hexagon crimp

Station 2: round crimp (for HP connector)



Technical data

Description of contact
Type of contact
Station 1: A / B
Station 2: A / B
Station 3: A / B
C
D
Tool data
Width
Weight
Note

HTX LWL
Fibre-optic connector
3.15 / 6 mm
4.85 / 6 mm
200 mm
415 g
H. \varnothing sleeve diameter

Ordering data

Version
Note

Type	Qty.	Order No.
HTX LWL	1	9011360000

Crimping tools for other contacts

Crimping tools for other contacts

- Ratchet for precise crimping
- Release option in the event of incorrect operation

IE-CT-SC-GOF / IE-CT-LC-GOF

Crimping tools for IP 20 + IP 67 connectors



- For fibre-optic SC/ST, IP20 and IP67 connectors
- For fibre-optic LC and IP67 connectors

IE-CT-SC-POF / IE-CT-SC-GOF-P

Crimping tools for IP 20 + IP 67 connectors



- For polymer fibre-optic SC/ST, IP20 and IP67 connectors
- For fibre-optic, Profinet and Mobil cable SC/ST and IP67 connectors



Technical data

Tool data
Width
Weight
Note

IE-CT-SC-GOF	IE-CT-LC-GOF
250 mm	250 mm
730 g	730 g

IE-CT-SC-POF	IE-CT-SC-GOF-P
250 mm	250 mm
730 g	730 g

Ordering data

Version
Note

Type	Qty.	Order No.
IE-CT-SC-GOF	1	9205320000
IE-CT-LC-GOF	1	9205330000

Type	Qty.	Order No.
IE-CT-SC-POF	1	9205340000
IE-CT-SC-GOF-P	1	9205350000

Crimping tools for other contacts

- Ratchet for precise crimping
- Release option in the event of incorrect operation
- With end stop for exact positioning of the contacts

HTX-IE-POF



- Only one tool needed for all SC-RJ plug processing steps
- For processing 1 mm thick polymer optical fibres, especially for the PROFINET and ETHERNET/IP-SC-RJ connectors
- For stripping Duplex polymer optical fibres
- The plugs are crimped and the POF fibres are separated, all in a single step
- Cut surfaces do not need to be polished after cutting
- Locator for precise positioning of the SC-RJ plugs
- Ergonomic handles
- High repeat accuracy

Three steps to produce IP 67 connectors:

- 1) Strip the polymer optical fibres
- 2) Crimp and separate
- 3) Crimp the strain relief

Technical data

Description of contact
Type of contact
Tool data
Width
Weight
Note

HTX-IE-POF
For 1 mm thick polymer optical fibres
220 mm
450 g

Ordering data

Version
Note

Type	Qty.	Order No.
HTX-IE-POF	1	1208870000

Crimping tools for other contacts

Crimping tool for other contacts

- Ratchet for precise crimping
- Release option in the event of incorrect operation
- With locator for exact positioning of the contacts

CTF PV WM4

2.5...6 mm²

- For Weidmüller WM4 photovoltaic connectors and similar plugs
- For Multi-Contact MC4 2.5 mm² to 6 mm² and similar plugs
- For Hirschmann SunCon 4 mm² and similar plugs



Technical data

Description of contact
Type of contact
Crimping range
Tool data
Width
Weight
Note

CTF PV WM4
F-plug / -sleeve
2.5...6 mm ²
250 mm
730 g

Ordering data

Version
Note

Type	Qty.	Order No.
CTF PV WM4	1	1222870000

Crimping tools for other contacts

- Ratchet for precise crimping
- Release option in the event of incorrect operation

HTG174 / HTX138 / HTX188



For coaxial connectors such as BNC, TNC and N plugs

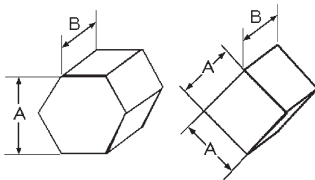
- **HTX 138**
For connectors on Twinax coaxial cable

HTG 58/59



For coaxial connectors such as BNC and TNC plugs

- With cables RG 58, RG 59, RG 62, RG 71,...



A = Width across flats
B = Crimping width
C = \varnothing Outer sleeve of coaxial plug
D = \varnothing Centre contact



Technical data

Description of contact
Type of contact
Station 1: A / B
Station 2: A / B
Station 3: A / B
C
D
Tool data
Width
Weight
Note

Ordering data

Version
Note

HTG 174	HTX 138	HTX 188
Coaxial connector	Coaxial connector	Coaxial connector
4.52 / 10 mm	8.24 / 10 mm	3.25 / 10 mm
1.72 / 2.3 mm	1.72 / 2.3 mm	1.72 / 2.3 mm
5.4 mm	9.5 mm	3.8 mm
2 mm	2 mm	2 mm
200 mm	200 mm	200 mm
420 g	420 g	420 g

Type	Qty.	Order No.
HTG 174	1	9012410000
HTX 138	1	9012400000
HTX 188	1	9011990000

HTG 58/59
Coaxial connector
5.4 / 10 mm
6.48 / 10 mm
1.72 / 2.3 mm
6.2 mm
2 mm
200 mm
420 g

Type	Qty.	Order No.
HTG 58/59	1	9012020000

Crimping tools for other contacts

- Ratchet for precise crimping
- Release option in the event of incorrect operation
- With end stop for exact positioning of the contacts
- Contact and insulation are crimped in one step

HTF RSV 12 / HTF RSV 16

0.14...2.5 mm²



HTF RSV 16

- ~AWG 26...16

HTF RSV 12

- ~AWG 14...12



HTF ZRV / HTF DFF / HTF AFK 2.5

0.2...2.5 mm²



HTF DFF

For contacts from the Weidmüller DFF series

- ~AWG 24...14
- 0.22...2.5 mm²

HTF ZRV

For contacts from the Weidmüller ZRV contact system and for MKF flat contacts from Grote & Hartmann and similar designs

- ~AWG 24...17
- 0.2...1.0 mm²

HTF AFK 2.5

For FEKO ZRV contacts from Weidmüller's ZRV contact system or AFK contacts from Grote & Hartmann and similar designs

- ~AWG 24...12
- 0.2...2.5 mm²



Technical data

Description of contact

Type of contact
Crimping range
Crimping range 1 (with multiple crimping positions)
Crimping range 2 (with multiple crimping positions)
Crimping range 3 (with multiple crimping positions)
Crimping range 4 (with multiple crimping positions)
Crimping range 5 (with multiple crimping positions)

Tool data

Width
Weight

Note

Ordering data

Version

Note

HTF RSV 12	HTF RSV 16 WI
RSV and DSTV-HD	RSV and DSTV-HD
14 AWG	26 AWG...24 AWG
12 AWG	22 AWG...20 AWG
	22 AWG...20 AWG
	16 AWG...18 AWG
205 mm	205 mm
445 g	445 g

Type	Qty.	Order No.
HTF RSV 12	1	9013550000
HTF-RSV 12 ZERT	1	9017890000
HTF RSV 16 WI	1	9013560000
HTF RSV 16 ZERT	1	9017880000

HTF ZRV	HTF DFF	HTF AFK 2.5
Weidmüller ZRV	Weidmüller DFF	Weidmüller FEKO ZRV
0.2...1 mm ²	0.22...2.5 mm ²	0.2...2.5 mm ²
0.2...0.35 mm ²	0.22...0.35 mm ²	0.2...3.5 mm ²
0.5...1 mm ²	0.5...1 mm ²	0.5...1 mm ²
	1.5...2.5 mm ²	1.5...2.5 mm ²
200 mm	205 mm	200 mm
436 g	445 g	438 g

Type	Qty.	Order No.
HTF ZRV	1	9014840000
HTF DFF	1	9014140000
HTF AFK 2.5	1	9201040000

Pressing tools

Pressing tools

- Pressing tool for modular plug connectors of the WE system (Western Electric and DEC)
- Ratchet for precise crimping
- Release option in the event of incorrect operation

3 functions:

- Pressing of plug connectors
- Pressing of enclosure shielding
- Crimping of cable shielding

TT 8 RS MP 8



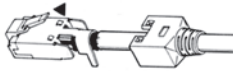
For 8-pole shielded RJ45 plugs

- AWG 27...24

Pressing of IDC contacts



Pressing of shielded enclosures



Crimping of shielded cable



Technical data

Description of contact
Number of poles
Tool data
Width
Weight
Note

TT 8 RS MP 8
8
255 mm
1251 g

Ordering data

Version
Note

Type	Qty.	Order No.
TT 8 RS MP 8	1	9202800000
A large selection of RJ 45 connectors can be found in our current Industrial Ethernet Catalogue		

Pressing tools

- Pressing tool for modular plug connectors of the WE system (Western Electric and DEC)
- Ratchet for precise crimping
- Release option in the event of incorrect operation

3 functions:

- Cutting
- Stripping
- Crimping

TT 864 RS WE



TT 1064 RS WE




For up to 8-pole flat ribbon or flat-oval data cables

- AWG 28...24
- Connection of:
 - 4-pole WE plugs
 - 6-pole (RJ12) WE plugs
 - 6-pole WE plugs (DEC)
 - 8-pole (RJ45) WE plugs
- Triple crimping for RJ45
- For AMP plugs or versions with similar design
- Other versions on request

For up to 10-pole flat ribbon or flat-oval data cables

- AWG 28...24
- Connection of:
 - 4-pole WE plugs
 - 6-pole (RJ12) WE plugs
 - 6-pole WE plugs (DEC)
 - 10-pole (RJ45) WE plugs
- Triple crimping for RJ45
- For AMP plugs or versions with similar design
- Other versions on request



Technical data

Tool data	
Width	
Weight	
Note	

TT 864 RS		
Width	205 mm	
Weight	525 g	
Note		

TT 1064 RS		
Width	205 mm	
Weight	531 g	
Note		

Ordering data

Version	
Note	

Type	Qty.	Order No.
TT 864 RS	1	9008120000
Note		
A large selection of RJ 45 connectors can be found in our current Industrial Ethernet Catalogue		

Type	Qty.	Order No.
TT 1064 RS	1	9008190000
Note		
A large selection of RJ 45 connectors can be found in our current Industrial Ethernet Catalogue		

Accessories

Note	
------	--

Type	Qty.	Order No.
ERSATZMESSERSATZ TT864	1	9008130000
Note		

Type	Qty.	Order No.
ERSATZMESSERSATZ TT864	1	9008130000
Note		

Mechanical and electrohydraulic cutting and crimping tool

The precision tools from Weidmüller are worldwide in use. This is a responsibility Weidmüller takes seriously, offering comprehensive services to support this global use.

Cables with large cross-sections are used in the generation and distribution of electricity. Reliable and safe connections and user-friendly processing of the cables must be guaranteed. These represent benchmarks of technological advances that are growing in importance.

D



EPG Cut 40 battery-powered hydraulic cutting tool

- Electrohydraulic battery-powered cutting tool
- Cutting of CU-AL conductors up to Ø 40 mm
- Quick closure head rotatable up to 360°
- Automatic pressure limiting and monitoring with pressure sensor
- Motor switch-off and automatic return after completed cutting process
- Electronic control and monitoring of the cutting process
- Integrated service management and software updates via USB
- Multi-function electronics with sleep mode, maintenance display and battery monitoring
- Li-Ion battery with charge state display

EPG CUT 40



Technical data

Description of contact
Punching force
Tool data
Depth x width x height / Weight
Note

EPG CUT 40
30 kN
70 / 80 / 365 mm / 6164 GRM
Weight incl. battery

Ordering data

Version
Note

Type	Qty.	Order No.
EPG CUT 40	1	2453830000

Accessories

Replacement battery
Charger
Note

Type	Qty.	Order No.
AKKU EPG	1	1500840000
LADEGERAET EPG	1	1509370000

Crimping tools PZ PK 6/70 and PZ RK 6/70

Crimping tools

The cross section can be adjusted by turning the in-built revolving dies. So there is no need of changing dies. Furthermore this tool points by small measurements, light weight, optimized transmission ratio and an extremely high crimping quality due to precisely guided dies.

PZ PK 6/70



Crimping tool for crimping compression cable lugs DIN 46235, compression connectors DIN 46267, aluminium cable lugs and connectors.

Crimping profile: hexagonal-shape with control embossing

PZ RK 6/70



Crimping tool for crimping tubular cable lugs and connectors of the euro-series

Crimping profile: all around WM Style Crimp with control embossing



Technical data

Processing area	
Crimping range	
Al mm ²	
Crimping width	
Tool data	
Depth	
Weight	
Note	

PZ PK 6/70		
Crimping range		
Al mm ²		
Crimping width		
Depth		
Weight		
Note		

PZ RK 6/70		
Crimping range		
Al mm ²		
Crimping width		
Depth		
Weight		
Note		

Ordering data

Version	
Note	

Type	Qty.	Order No.
PZ PK 6/70	1	1500470000
Note		

Type	Qty.	Order No.
PZ RK 6/70	1	1500440000
Note		

Crimping tools

The cross section can be adjusted by turning the in-built revolving crimp insert. So there is no need of changing crimp inserts.

PZ PK 10/120



Crimping tool for crimping compression cable lugs DIN 46235, compression connectors DIN 46267, aluminium cable lugs and connectors

Crimping profile: hexagonal-shape with control embossing

PZ RK 10/120



Crimping tool for crimping tubular cable lugs and connectors of the euro-series. Furthermore this tool points by small measurements, light weight and an extremely high crimping quality due to WWM-crimping.

Crimping profile: all around WM Style Crimp with control embossing



Technical data

Processing area	
Crimping range	
Al mm ²	
Crimping width	
Tool data	
Depth	
Weight	
Note	

PZ PK 10/120		
Crimping range	10...120 mm ²	
Al mm ²	10 ... 70 mm ²	
Crimping width	5 mm	
Depth	660 mm	
Weight	4100 g	
Note		

PZ RK 10/120		
Crimping range	10...120 mm ²	
Al mm ²		
Crimping width	5 mm	
Depth	660 mm	
Weight	4100 g	
Note		

Ordering data

Version	
Note	

Type	Qty.	Order No.
PZ PK 10/120	1	1500480000
Note		

Type	Qty.	Order No.
PZ RK 10/120	1	1500450000
Note		

Crimping tool EPG 45

Hydraulic battery crimping tool 45 kN

Battery-powered hydraulic compression hand-crimping tool for crimp cable lugs and connectors up to 150 mm².

- extremely quick processing due to a three-stage axial piston pump
- wide application range up to 150 mm²
- 270° revolving head with quick opening and closing
- because of a flap closure easy working also in places with difficult access
- automatic pressure limits and monitoring through pressure sensor
- engine shutdown and automatic retract after completed pressing
- electronic regulation and supervision of the press process
- manual retract
- save of all crimps and error messages on internal memory
- selections of all cycles and error messages about USB interface
- no uncompleted pressing cycles through ongoing monitoring of the rest battery cargo load
- controlled engine drive to the life extension of gearbox, engine and battery
- integrated service management and software updates about the USB interface
- fast tool return pipe through high return flow volume
- sleep-mode; maintenance indication and battery control
- integrated, intelligent electronics assembly with multifunctional LED
- mini-USB interface for all standard computer systems for:
 - Crimping force graph and error indication
 - Service Check up
- Li-Ion battery with charge level indicator: 18 V 1.5 Ah

EPG 45



Included in delivery

- Hydraulic tool including 1x battery and 1x battery charger
- Manual
- Software
- USB connection cable
- Carrying bag for tool and Crimping inserts



Technical data

Description of contact
Drive
Pressing force / Deviation
Crimping range
Charging time
Tool data
Depth / Width / Height
Weight
Note

EPG 45
Electro-hydraulic
45 kN / 16 mm
6...150 mm ²
0.5 h
70 / 80 / 365 mm
2500 g
Weight incl. rechargeable battery

Range of application	Ø mm ²
Crimping inserts WM-shape for euro-series	6 - 150
Hexagonal crimping inserts for compression cable lugs (DIN 46235) + connectors (DIN 46267)	6 - 150 (K5-K22)
Mandrel crimping inserts for compression terminals DIN 46234	6 - 70

Ordering data

Version
Note

Type	Qty.	Order No.
EPG 45	1	1500830000

Accessories

Replacement battery
Charger
Note

Type	Qty.	Order No.
AKKU EPG	1	1500840000
LADEGERAET EPG	1	1509370000

WM-shape crimp inserts

- For processing cable lugs and connectors from the Euro series

Ordering data

Cu mm ²	Crimping width, mm	Type	Order No.
6	7	ES EPG 45 WM 6	1500850000
10/70	7/5	ES EPG 45 WM 10/70	1500870000
16/35	7/10	ES EPG 45 WM 16/35	1500920000
25/50	12/10	ES EPG 45 WM 25/50	1500880000
95	5	ES EPG 45 WM 95	1500890000
120	5	ES EPG 45 WM 120	1500900000
150	5	ES EPG 45 WM 150	1994550000

**Hexagonal crimp inserts**

- For Crimping compression cable lugs DIN 46235
- CU crimp connectors DIN 46267 Part 1
- Al and Al/Cu compression cable lugs and connectors

Ordering data

Identification number	Cu mm ²	Al mm ²	Crimping width, mm	Type	Order No.
5	6		7	ES EPG 45 HEX 6	1500930000
6/16	10/70	-/50	7/5	ES EPG 45 HEX 10/70	1500940000
8/12	16/35	-/16+25	12/10	ES EPG 45 HEX 16/35	1500950000
10/14	25/50	10/35	12/5	ES EPG 45 HEX 25/50	1500970000
18	95	70	5	ES EPG 45 HEX 95	1500980000
20	120		5	ES EPG 45 HEX 120	1500990000
22	150		5	ES EPG 45 HEX 150	1994540000

**Indent crimp inserts**

- For crimp cable lugs DIN 46234
- Pin cable lugs DIN 46230
- Connectors, DIN 46341 Part 1

Ordering data


Cu mm ²	Crimping width, mm	Type	Order No.
6	6	ES EPG 45 DIN 6	1501290000
10	8	ES EPG 45 DIN 10	1501320000
16	10	ES EPG 45 DIN 16	1501330000
25	12	ES EPG 45 DIN 25	1501340000
35	12	ES EPG 45 DIN 35	1501350000
50	12	ES EPG 45 DIN 50	1501370000
70	12	ES EPG 45 DIN 70	1501380000

**Trapezoidal crimp inserts**

- Wire end ferrule 25-50 mm²

Ordering data

Cu mm ²	Crimping width, mm	Type	Order No.
25	19 mm	ES EPG 45 AEH 25	1501070000
35	19 mm	ES EPG 45 AEH 35	1501170000
50	19 mm	ES EPG 45 AEH 50	1501180000



Crimping tools EPG 60 and HPG 60

Crimping tools EPG 60 and HPG 60

- Electrohydraulic battery-powered crimping tool
- Processing of cable lugs and connectors up to 300 mm²
- Quick-closure head rotatable up to 270°
- Automatic pressure limiting and monitoring with pressure sensor
- Motor switch-off and automatic return after completed crimping process
- Electronic control and monitoring of the crimping process
- Integrated service management and software updates via USB
- Multi-function electronics with sleep mode, maintenance display and battery monitoring
- Li-Ion battery with charge state display

EPG 60



Included in delivery

- Hydraulic tool including 1x battery and 1x battery charger
- Manual
- Software
- USB connection cable
- Hard case for tool and Crimping inserts



HPG 60



Technical data

Description of contact
Pressing force / Deviation
Operating voltage
Crimping range
Charging time
Tool data
Depth / Width / Height
Weight
Note

EPG 60
60kN / 17 mm
18 V DC
6...300 mm ²
0.5 h
70 / 100 / 355 mm
3300 g
Weight incl. battery

HPG 60
60kN /
6...300 mm ²
/ 500 /
4350 g
Weight incl. battery

Ordering data

Version
Note

Type	Qty.	Order No.
EPG 60	1	2453810000

Type	Qty.	Order No.
HPG 60	1	2453820000

Accessories

Replacement battery
Charger
Note

Type	Qty.	Order No.
AKKU EPG	1	1500840000
LADEGERAET EPG	1	1509370000

WM-shape crimp inserts

- For crimping cable lugs and connectors of the Euro series

Ordering data

Cu mm ²	Crimping width, mm	Type	Order No.
6	7	ES EPG/HPG 60 WM 6	2469380000
10	7	ES EPG/HPG 60 WM 10	2469540000
16	7	ES EPG/HPG 60 WM 16	2469550000
25	12	ES EPG/HPG 60 WM 25	2469560000
35	5	ES EPG 60/HPG WM 35	2469570000
50	5	ES EPG/HPG 60 WM 50	2469580000
70	5	ES EPG/HPG 60 WM 70	2469590000
95	5	ES EPG/HPG 60 WM 95	2469600000
120	5	ES EPG/HPG 60 WM 120	2469610000
150	5	ES EPG/HPG 60 WM 150	2469620000
185	5	ES EPG/HPG 60 WM 185	2469630000
240	5	ES EPG/HPG 60 WM 240	2469640000
300	5	ES EPG/HPG 60 WM 300	2469650000

**Hexagonal crimp inserts**

- For Crimping compression cable lugs DIN 46235
- CU crimp connectors DIN 46267 Part 1
- Al and Al/Cu compression cable lugs and connectors

Ordering data

Ident. number	Cu mm ²	Al mm ²	Crimping width, mm	Type	Order No.
5	6		7	ES EPG/HPG 60 HEX 6	2505150000
6	10		7	ES EPG/HPG 60 HEX 10	2505160000
8	16		12	ES EPG/HPG 60 HEX 16	2505170000
10	25	10	12	ES EPG/HPG 60 HEX 25	2505180000
12	35	16+25	5	ES EPG/HPG 60 HEX 35	2505190000
14	50	35	5	ES EPG/HPG 60 HEX 50	2505200000
16	70	50	5	ES EPG/HPG 60 HEX 70	2505210000
18	95	70	5	ES EPG/HPG 60 HEX 95	2505220000
20	120		5	ES EPG/HPG 60 HEX 120	2505230000
22	150	95+120	5	ES EPG/HPG 60 HEX 150	2505240000
25	185	150	5	ES EPG/HPG 60 HEX 185	2505250000
28	240	185	5	ES EPG/HPG 60 HEX 240	2505260000
32	300	240	5	ES EPG/HPG 60 HEX 300	2505270000

**Indent crimp inserts**

- For crimping cable lugs DIN 46234
- Pin cable lugs DIN 46230
- Connector DIN 46341 Part 1

Ordering data

Cu mm ²	Crimping width, mm	Type	Order No.
6	5	ES EPG/HPG 60 DIN 6	2505280000
10	7	ES EPG 60/HPG DIN 10	2505290000
16	10	ES EPG 60/HPG DIN 16	2505300000
25	10	ES EPG 60/HPG DIN 25	2505310000
35	10	ES EPG 60/HPG DIN 35	2505320000
50	12	ES EPG 60/HPG DIN 50	2505330000
70	12	ES EPG 60/HPG DIN 70	2505340000
95	16	ES EPG 60/HPG DIN 95	2505350000
120	16	ES EPG 60/HPG DIN 120	2505360000

**Crimp inserts for insulated crimp cables****Ordering data**

Cu mm ²	Crimping width, mm	Type	Order No.
10	7	ES EPG 60 ISO 10	2577940000
16	7	ES EPG 60 ISO 16	2577950000

**Trapezoidal crimp inserts**

- Wire end ferrule 25-185 mm²

Ordering data

Cu mm ²	Crimping width, mm	Type	Order No.
25	22	ES EPG 60/HPG AEH 25	2577810000
35	22	ES EPG 60 AEH 35	2577820000
50	22	ES EPG 60/HPG AEH 50	2577830000
70	22	ES EPG 60/HPG AEH 70	2577850000
95	22	ES EPG 60/HPG AEH 95	2577870000
120	22	ES EPG 60/HPG AEH 120	2577880000
150	22	ES EPG 60 AEH 150	2577900000
185	22	ES EPG 60 AEH 185	2577930000



Crimping tools APG 80

Battery-powered compression tool APG 80

Electro-hydraulic battery hand press device for processing cable lugs and connectors of up to 400 mm².

- Extremely fast processing thanks to two-stage hydraulic pump
- Large processing range up to 400 mm²
- 360° revolving quick-action crimping head
- Pressure release button actuated from both sides (left and right-handed use) in single-handed operation
- Integrated overpressure valve, no damage to tool or inserts even in the event of mispressings
- Powerful NI-MH battery
- High capacity due to 3.0 Ah battery
- Fixing lugs available for balancer and carry strap
- Ergonomic handle and balanced weight distribution ensure fatigue-free and safe operation
- The enclosure, handle shell and pressure release button are made entirely from insulating and impact-resistant plastic material
- All-purpose usage: inserts are available for all cable lug types
- Integrated electronics module for:
 - Permanent battery charge level monitoring
 - Monitoring of the working cycle and status display
 - Display of next service interval
 - Error display in the event of malfunctions

APG 80

6...400 mm²



Included in delivery

- Battery-powered compression tool with battery and battery charger
- supporting loop for transport and safety
- transport plastic case



Technical data

Description of contact
Pressing force / Deviation
Operating voltage
Crimping range
Charging time
Tool data
Depth / Width / Height
Weight
Note

APG 80
80 kN /
14.4 V
6...400 mm ²
1 h
95 / 406 / 310 mm
8360 GRM
Note

Ordering data

Version
Note

Type	Qty.	Order No.
APG 80	1	1502390000
Note		

Accessories

Replacement battery Ni-MH 14.4H 3.0 Ah
Charger
Note

Type	Qty.	Order No.
AKKU APG/AKT	1	1502140000
LADEGERAET APG/AKT	1	1502170000
Note		

WM-shape crimp inserts

- For processing cable lugs and connectors from the Euro series

Ordering data

Cu mm ²	Crimping width, mm	Type	Order No.
6	7	ES APG 80 WM 6	1502430000
10	7	ES APG 80 WM10	1502440000
16	7	ES APG 80 WM 16	1502470000
25	12	ES APG 80 WM 25	1502480000
35	12	ES APG 80 WM 35	1502490000
50	12	ES APG 80 WM 50	1502500000
70	12	ES APG 80 WM 70	1502520000
95	12	ES APG 80 WM 95	1502530000
120	12	ES APG 80 WM 120	1502540000
150	5	ES APG 80 WM 150	1502550000
185	5	ES APG 80 WM 185	1502570000
240	7	ES APG 80 WM 240	1502580000
300	7	ES APG 80 WM 300	1502590000
400	7	ES APG80 WM 400	2578060000

**Hexagonal crimp inserts**

- For crimping compression copper cable lugs DIN 46235
- Compression copper connectors DIN 46 267 part 1
- Aluminium and aluminium/copper cable lugs and connectors

Ordering data

Identification number	Cu mm ²	Al mm ²	Crimping width, mm	Type	Order No.
5	6	7	7	ES APG 80 HEX 6	1502600000
6	10	7	7	ES APG 80 HEX 10	1502620000
8	16	12	12	ES APG 80 HEX 16	1502630000
10	25	16	12	ES APG 80 HEX 25	1502640000
12	35	25	12	ES APG 80 HEX 35	1502650000
14	50	35	12	ES APG 80 HEX 50	1502670000
16	70	50	12	ES APG 80 HEX 70	1502680000
18	95	70	10	ES APG 80 HEX 95	1502690000
20	120	10	10	ES APG 80 HEX 120	1502700000
22	150	95+120	5	ES APG 80 HEX 150	1502720000
25	185	150	5	ES APG 80 HEX 185	1502730000
28	240	185	5	ES APG 80 HEX 240	1502740000
32	300	240	7	ES APG 80 HEX 300	1502750000
32	300	400	7	ES APG 80 HEX 300AL	1502780000

**Indent crimp inserts**

- For crimp cable lug DIN 46234
- Pin cable lugs DIN 46230
- Connectors, DIN 46341 Part 1

Ordering data

Cu mm ²	Crimping width, mm	Type	Order No.
6	6	ES APG 80 DIN 6	1502820000
10	8	ES APG 80 DIN 10	1502830000
16	10	ES APG 80 DIN 16	1502840000
25	11	ES APG 80 DIN 25	1502850000
35	11	ES APG 80 DIN 35	1502870000
50	16	ES APG 80 DIN 50	1502880000
70	16	ES APG 80 DIN 70	1502890000
95	16	ES APG 80 DIN 95	1502900000
120	16	ES APG 80 DIN 120	1502790000
150	16	ES APG 80 DIN 150	1502800000
185	8	ES APG 80 DIN 185	1501800000
240	8	ES APG 80 DIN 240	1501820000

**Trapezoidal crimp inserts**

- For the processing of isolated and non-isolated wire end ferrules
- Pressing width 24 mm (with 10 to 120 mm²)
- Pressing width 38 mm (with 150 to 240 mm²)

Ordering data

Cu mm ²	Crimping width, mm	Type	Order No.
50	24	ES APG 80 AEH 50	1502050000
70	24	ES APG 80 AEH 70	1502070000
95	24	ES APG 80 AEH 95	1502080000
120	24	ES APG 80 AEH 120	1502090000
150	38	ES APG 80 AEH 150	1502100000



Battery / Battery charger

Replacement Ni-MH battery for APG

Type	Battery	Weight	Order No.
AKKU APG/AKT	Ni-MH 14.4 V / 3.0 Ah	560 g	1502140000



Replacement Li-Ion battery for EPG

Type	Battery	Weight	Order No.
AKKU EPG	Li-Ion 18 V / 1.5 Ah	490 g	1500840000



Charger for APG

Type	Electrical connection	Voltage range	Order No.
LADEGERAET APG/AKT	220 - 240 V / 50 - 60 Hz	7,2 - 18 V	1502170000
LADEGERAET APG/AKT 120 V	110 - 120 V / 50 - 60 Hz	7,2 - 18 V	1509390000



Charger for EPG

Type	Electrical connection	Voltage range	Order No.
LADEGERAET EPG	220 - 240 V / 50 - 60 Hz	7,2 - 18 V	1509370000
LADEGERAET EPG 45 120V	110 - 120 V / 50 - 60 Hz	7,2 - 18 V	1509380000



Insertion tool for twisted-pair cable

Insertion tool for twisted-pair cable

For connecting twisted-pair cable to terminal rails with IDC contacts e.g. in main and floor distributors, and in modular wall junction boxes for structured building cabling.

PDT



The punch-down tool has the following features:

- Mechanism made from metal components
- Adjustable pressing force for conductor sizes AWG 20 to AWG 28
- Different blades for connector blocks of type 110 from AT&T, type 66, type LSA Plus from Krone (standard and scissors cutting function) as well as for telephone outlets 630A6
- Incision blades with 2 functions: incision or incision with cutting off of remaining conductor
- Storage compartment for one blade

A = PD blade 110
 B = PD blade 66
 C = PD blade 630
 D = PD blade Krone LSA (standard)
 E = PD blade Krone LSA (scissors)



Technical data

Depth / Width / Height
 Weight

Note

PUNCH DOWN TOOL PDT

37 / 160 / 29 mm

142 g

Ordering data

Version

Note

Type	Qty.	Order No.
PUNCH DOWN TOOL PDT	1	9013970000

(without blade)

Accessories

Note

Type	Qty.	Order No.
ERME 110 PDT	1	9013960000
ERME 66 PDT	1	9013980000
ERME 630 PDT	1	9013990000
ERME LSA PLUS STANDARD	1	9014000000
ERME LSA PLUS SCHERE	1	9014050000

Removal Tool CM3, CM5, HD

Removal tool HD

CM3 Removal Tool

Contact release tool for freeing crimp contacts in the Concept CM3 module

CM5 Removal Tool

Contact release tool for freeing crimp contacts in the Concept CM5 module

HD Removal Tool

Contact release tool for freeing crimp contacts in the Concept CM10 module

Ordering data

Type	Qty.	Order No.
REMOVAL TOOL CM 3	1	1866710000
REMOVAL TOOL CM 5	1	1866720000
REMOVAL TOOL HD	1	1866730000



Removal Tool CM20

Removal Tool CM 20

Contact release tool for freeing crimp contacts in the Concept CM20 module

Ordering data

Type	Qty.	Order No.
REMOVAL TOOL CM 20	1	1866740000



Removal Tool HE

Removal Tool HE

Contact release tool for the ConCept HE module and for releasing crimp contacts in the ConCept CM4 module

Ordering data

Type	Qty.	Order No.
REMOVAL TOOL HE	1	1866750000



HDC-DW RSV 1.6

Contact release tool for the ConCept module, or for dismantling stamped HD pin and socket contacts of type CB/CS and GB/GS

Ordering data

Type	Qty.	Order No.
DW RSV 1.6	1	9004530000



Removal Tool AFK

Contact release tool for loosening FEKO ZRV contacts.

Ordering data

Type	Qty.	Order No.
REMOVAL TOOL AFK	1	1866760000



Replacement sleeve for contact release tool

Ordering data

Type	Qty.	Order No.
HÜLSE REMOVAL TOOL HD	5	1044100000
HÜLSE REMOVAL TOOL CM 3	5	1044080000
HÜLSE REMOVAL TOOL CM 5	5	1044090000



Tools for polymer optical fibres

HTX-HDC/POF**POF crimping**

Crimping of "polymer optical fibre" (POF) fibre-optical contacts.

- For plug and socket
- Ratchet for precise crimping
- Unlocks in case of incorrect operation
- Locator for precise contact positioning

Contacts:

- Fibre-optic cable HD contact socket for Ø1.0 mm POF
- Fibre-optic cable HD contact pin for Ø 1.0 mm POF

Ordering data

Type	Qty.	Order No.
HTX-HDC/POF	1	9010950000

Technical data

Depth	
Weight	438 g

**PB LWL/POF / PS LWL/POF****POF polishing**

For processing the cut surface of fibre-optic cables with polymer optical fibre (POF).

- Buffing disc (PS LWL/POF)
- Buffing sheet (PB LWL/POF)

Ordering data

Type	Qty.	Order No.
PB LWL/POF	1	9020400000
PS LWL/POF	1	9020390000

**AM LWL/POF****POF stripping**

Stripping fibre-optic cables. Fibre-optic cable with polymer optical fibres (POF).

- Longitudinal stop with scale is built into the tool
- Stripping direction is lengthwise to the fibre
- No damage to the optical fibre

Ordering data

Type	Qty.	Order No.
AM LWL/POF	1	9020360000

**LWL-stripax®**

Stripping and cutting tool for plastic fibre-optic cables with 1 mm diameter inner conductor

- Stripping length adjustable via end stop
- Automatic opening of the clamping jaws after stripping

Ordering data

Type	Qty.	Order No.
M-D-STRIPAX LWL	1	9003750000



Cable tie tools

RT 1



For plastic cable ties with widths of 2.5...4.8 mm and a thickness of up to 1.6 mm.

- Tensioning and separating of cable ties in one step
- The tensioning force can be adjusted over a wide range to cover small to standard cable ties.
- For cable bundles of 1.6 mm to 100 mm diameter



Technical data

Depth	20 mm
Weight	260 g
Note	

KABELBINDERZANGE RT-1		
Depth	20 mm	
Weight	260 g	
Note		

Ordering data

Version	
Note	

Type	Qty.	Order No.
KABELBINDERZANGE RT-1	1	1296000000
Note		

WSM Tool



For steel cable ties, 4.6 mm wide

- Tensioning and automatic separation of projecting cable ties in one step
- For steel cable ties, e.g. Weidsteel from Weidmüller



WSM TOOL AUTOMATIK		
Depth	20 mm	
Weight	579 g	
Note		

Type	Qty.	Order No.
WSM TOOL AUTOMATIK	1	1774470000
Note		

Cable tie tools

Cable tie tools

WSM Tool



For steel cable ties, 4.6 mm wide

- For pulling the steel cable ties tight; afterwards the cable tie can be removed by turning it 90°.



Technical data

Depth	
Weight	
Note	

WSM TOOL MANUELL		
		20 mm
		633 g

Ordering data

Version	
Note	

Type	Qty.	Order No.
WSM TOOL MANUELL	1	1774480000

Operating aid for hand tools

- Simple hand tool mounting
- Can be used with all conventional hand tools
- Less manual force needed thanks to leverage
- Fast tool change
- Maintenance-free
- For medium-sized batches

EASYCRIMP



- Operating aid for mechanical crimping tools
- Reliable quality from Weidmüller
- Wire end ferrules, cable lugs and connectors



Technical data

Drive
Fixing max.
Fixing min.
Grip width max.
Grip width max.
Grip height min.
Lever travel max.
Lever travel min.
Width / Depth / Height
Weight
Note

EASYCRIMP
mechanical
68 mm
35 mm
28 mm
22 mm
12 mm
230 mm
140 mm
230 / 125 / 255 mm
5 kg
Note

Ordering data

Version
Note

Type	Qty.	Order No.
EASYCRIMP	1	2000360000
Note		

Pliers

Pliers	Introduction	E.2
	VDE-insulated combination pliers	E.3
	VDE-insulated diagonal-cutting pliers	E.4
	VDE-insulated telephone pliers	E.5
	VDE-insulated flat- and round-nose pliers	E.6
	Wire stripping tools	E.7
	ESD pliers	E.8


Pliers

Working on live systems calls for special safety procedures and special tools that have been specially produced and tested for such applications.

Weidmüller can provide users with a complete range of pliers which comply with national and international testing standards.

All Weidmüller pliers are produced and tested to DIN EN 60900.

Their ergonomic design fits snugly in the hand, resulting in a more natural, non-fatiguing hand position so you don't catch your fingers.



VDE-insulated combination pliers

Up to 1,000 V (AC) and 1,500 V (DC)

Protective insulation according to IEC 900, DIN EN 60900

- Drop-forged from high-quality special tool steels
- Safety handles with ergonomic and non-slip TPE VDE sleeve
- Made from shockproof, heat and cold resistant, non-flammable, cadmium-free TPE (thermoplastic elastomer)
- Elastic grip zone and hard core
- Highly-polished surface
- Electro-galvanised coating (nickel-chromium) protects against corrosion

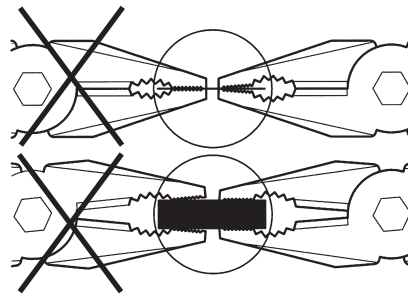
KBZ 160 / KBZ 180 / KBZ 200

Combination pliers



Combination pliers acc. to DIN ISO 5746

- With opening gap (see diagram)
- Films and metal sheets up to a thickness of 2.5 mm are gripped with the tip
- Up to a thickness of 2.5 mm, the gripping force pulls the workpiece towards the joint
- Extra-long cutter for ribbon and round cables
- For cutting soft and hard wires
- Cutting edges inductively hardened to approx. 60 HRC



Technical data

Cutting performance	
Conductor diameter, max. (MH)	
Conductor diameter, max. (H)	
Conductor diameter, max. (P)	
Tool data	
Cutter hardness	
Total length	
Weight	
Note	

Ordering data

Version
Note

KBZ 160	KBZ 180	KBZ 200
2.5 mm	2.8 mm	3 mm
1.8 mm	2.5 mm	2.5 mm
60 HRC	60 HRC	60 HRC
160 mm	180 mm	200 mm
230 g	290 g	362 g
(MH) semi-hard wire; (H) hard wire; (P) piano wire		

Type	Qty.	Order No.
KBZ 160	1	9046280000
KBZ 180	1	9046290000
KBZ 200	1	9046300000

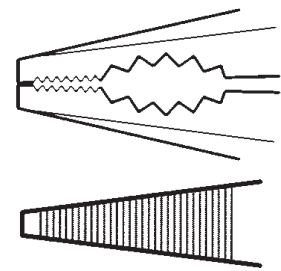
KBZ 200

Power combination pliers heavy-duty model (telegraph pliers)



Telegraph pliers (combination pliers) acc. to DIN 5746

- Heavy-duty model for demanding requirements
- Extra-long cutter for ribbon and round cables
- For cutting soft and hard wires
- Cutting edges inductively hardened to approx. 64 HRC
- For soft and piano wire



KBZ 200
3.8 mm
2.7 mm
2.3 mm
64 HRC
200 mm
412 g
(MH) semi-hard wire; (H) hard wire; (P) piano wire

Type	Qty.	Order No.
KBZ 200	1	9046430000

VDE-insulated diagonal-cutting pliers

VDE-insulated diagonal-cutting pliers

Up to 1,000 V (AC) and 1,500 V (DC)

Protective insulation according to IEC 900, DIN EN 60900

- Drop-forged from high-quality special tool steels
- Safety handles with ergonomic and non-slip TPE VDE sleeve
- Made from shockproof, heat and cold resistant, non-flammable, cadmium-free TPE (thermoplastic elastomer)
- Elastic grip zone and hard core
- Highly-polished surface
- Electro-galvanised coating (nickel-chromium) protects against corrosion

KSE 160 / KSE 200 / SE TOP

Professional diagonal-cutting pliers for piano wire



Diagonal-cutting pliers acc. to DIN ISO 5749

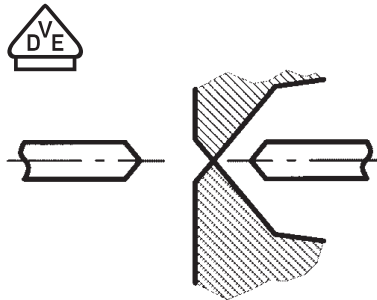
- Cutting edges inductively hardened to approx. 64 HRC
- For cutting soft wires and piano wire

KSE 160 - KSE 200

- Optimised transmission of force
- Optimised precision cutting edge

SE TOP

- With inlaid joint
- With precision cutting edges



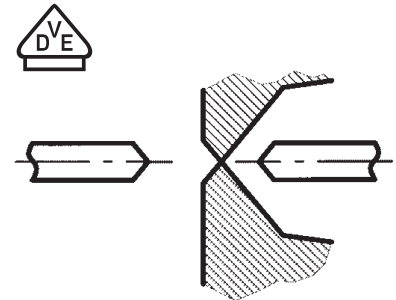
SE HD 140 / SE HD 160 / SE HD 180

Diagonal-cutting pliers for hard wire



Diagonal-cutting pliers acc. to DIN ISO 5749

- With inlaid joint
- With precision cutting edges
- Cutting edges inductively hardened to approx. 62 HRC
- Special tool steel



Technical data

Cutting performance	
Conductor diameter, max. (MH)	
Conductor diameter, max. (H)	
Conductor diameter, max. (P)	
Tool data	
Cutter hardness	
Total length	
Weight	
Note	

KSE 160	KSE 200	SE TOP
3.5 mm	4.2 mm	3.5 mm
2.5 mm	3 mm	2.5 mm
2 mm	2.5 mm	2 mm
Tool data		
64 HRC	64 HRC	64 HRC
160 mm	200 mm	160 mm
243 g	325 g	251 g
Note		
(MH) semi-hard wire; (H) hard wire; (P) piano wire		

SE HD 140	SE HD 160	SE HD 180
2.8 mm	3 mm	3.8 mm
2 mm	2.3 mm	3 mm
1.4 mm	1.6 mm	1.8 mm
Tool data		
62 HRC	62 HRC	62 HRC
140 mm	160 mm	180 mm
203 g	253 g	291 g
Note		
(MH) semi-hard wire; (H) hard wire; (P) piano wire		

Ordering data

Version
Note

Type	Qty.	Order No.
KSE 160	1	9046410000
KSE 200	1	9046420000
SE TOP	1	9046340000
Note		

Type	Qty.	Order No.
SE HD 140	1	9046310000
SE HD 160	1	9046320000
SE HD 180	1	9046330000
Note		

VDE-insulated telephone pliers

Up to 1,000 V (AC) and 1,500 V (DC)

Protective insulation according to IEC 900, DIN EN 60900

- Drop-forged from high-quality special tool steels
- Safety handles with ergonomic and non-slip TPE VDE sleeve
- Made from shockproof, heat and cold resistant, non-flammable, cadmium-free TPE (thermoplastic elastomer)
- Elastic grip zone and hard core
- Highly-polished surface
- Electro-galvanised coating (nickel-chromium) protects against corrosion

FRZ SG 160 / FRZ SG 200

Half-round-nose pliers with cutter (telephone pliers)



Bent telephone pliers with cutter
acc. to DIN ISO 5745 • Half-rounded jaws

- Serrated gripping surfaces
- Tip bent at 45°
- Cutting edges inductively hardened to approx. 60 HRC
- Special tool steel

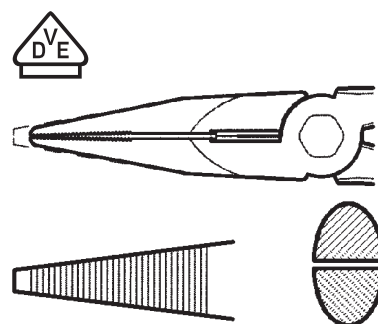
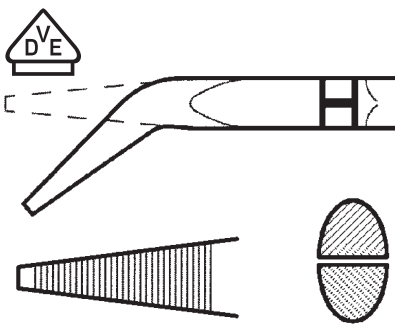
FRZ S 160 / FRZ S 200

Half-round-nose pliers with cutter (telephone pliers)



Telephone pliers with cutter
acc. to DIN ISO 5745

- Half-rounded jaws
- Serrated gripping surfaces
- Cutting edges inductively hardened to approx. 60 HRC
- Special tool steel



Technical data

Cutting performance	
Conductor diameter, max. (MH)	
Conductor diameter, max. (H)	
Tool data	
Cutter hardness	
Total length	
Weight	
Note	

FRZ SG 160	FRZ SG 200
2.5 mm	2.8 mm
1.6 mm	1.8 mm
60 HRC	60 HRC
160 mm	200 mm
162 g	207 g
(MH) semi-hard wire; (H) hard wire; (P) piano wire	

FRZ S 160	FRZ S 200
2.5 mm	2.8 mm
1.6 mm	1.8 mm
60 HRC	60 HRC
160 mm	200 mm
170 g	224 g
(MH) semi-hard wire; (H) hard wire; (P) piano wire	

Ordering data

Version
Note

Type	Qty.	Order No.
FRZ SG 160	1	9046390000
FRZ SG 200	1	9046400000

Type	Qty.	Order No.
FRZ S 160	1	9046370000
FRZ S 200	1	9046380000

VDE-insulated flat- and round-nose pliers

VDE-insulated flat- and round-nose pliers

Up to 1,000 V (AC) and 1,500 V (DC)

Protective insulation according to IEC 900, DIN EN 60900

- Drop-forged from high-quality special tool steels
- Safety handles with ergonomic and non-slip TPE VDE sleeve
- Made from shockproof, heat and cold resistant, non-flammable, cadmium-free TPE (thermoplastic elastomer)
- Elastic grip zone and hard core
- Highly-polished surface
- Electro-galvanised coating (nickel-chromium) protects against corrosion

FZ 160

Flat-nose pliers



Flat-nose pliers acc. to DIN ISO 5745

- Serrated gripping surface
- With long jaw

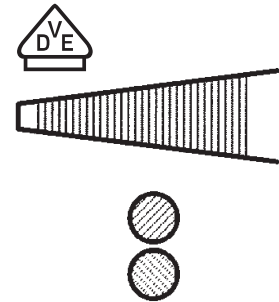
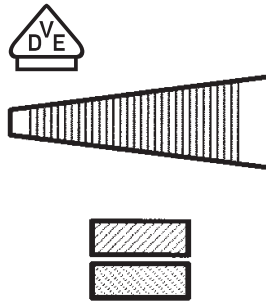
RZ 160

Round-nose pliers



Round-nose pliers acc. to DIN ISO 5745

- Serrated gripping surface
- With long jaw



Technical data

Tool data	
Total length	160 mm
Weight	163 g
Note	

160 mm		
163 g		
Note		

160 mm		
153 g		
Note		

Ordering data

Version	
Note	

Type	Qty.	Order No.
FZ 160	1	9046350000
Note		

Type	Qty.	Order No.
RZ 160	1	9046360000
Note		

Wire stripping tools

Up to 1,000 V (AC) and 1,500 V (DC)

Protective insulation according to IEC 900, DIN EN 60900

- Drop-forged from high-quality special tool steels
- Safety handles with ergonomic and non-slip TPE VDE sleeve
- Made from shockproof, heat- and cold-resistant, non-flammable, cadmium-free TPE (thermoplastic elastomer)
- Elastic grip zone and hard core
- Highly-polished surface
- Nickel-chromium electro-galvanised coating protects against corrosion

AIZ 160

Wire stripping pliers



Wire-stripping pliers according to DIN ISO 5744

- For stripping cables and individual wires with an outer Ø of up to 5 mm
- Drop-forged
- High-frequency induction-tempered
- Setscrew and lock nut for setting the required wire diameter
- Opening spring for comfortable work
- Special tool steel



Technical data

Max. stripping performance
Stripping diameter, max.
Tool data
Total length
Weight
Note

AIZ 160
5 mm
160 mm
193 g

Ordering data

Version
Note

Type	Qty.	Order No.
AIZ 160	1	9046440000

ESD pliers

Weidmüller ESD pliers can be used with precision and safety when working with sensitive electronics. Electrostatic charging is prevented by the special material on the handle.

Electrostatic discharges (ESD) present a danger to electronics that should not be underestimated. The transferral or discharge of an electrostatic charge can cause significant damage. Charges smaller than 100 volts can cause damage to sensitive components. However, ESD with voltages under 2,000 volts can not be felt by humans. When working with components which are particularly sensitive to electrostatic discharges therefore, you need an electrostatic-free work environment and the properly designed tools.

The ESD pliers are particularly suited for use with electronics, including electronic switches and components, as well as with precision mechanics. All pliers feature an ESD-protected, two-coloured, double-component plastic hand grip. The grip material complied with all of the requirements for ESD hand-tool protection for working with ESD-sensitive components.

The 120 mm-long ESD pliers are available individually or as part of a four-piece set: diagonal-cutting pliers, angle-cutting pliers, with pointed head, flat-nose pliers and snipe-nosed pliers. ESD pliers are not appropriate for working with live components or component assemblies.



SEE ESD 120**Electronic ESD diagonal-cutting pliers with pointed head**

- Hard wire (spring wire/steel nails): 0.2 mm/AWG 32
- Semi-hard wire (iron/nails): 1.0 mm/AWG 18
- Soft wire (copper/aluminium): 1.5 mm/AWG 15

Ordering data

Type	Qty.	Order No.
SEE ESD 120	1	9205130000

Technical data

Weight	90 g
--------	------

**SEE ESD 125****Electronic ESD diagonal-cutting pliers with oval head**

- Semi-hard wire (iron/nails): 0.3 mm/AWG 29
- Soft wire (copper/aluminium): 1.5 mm/AWG 15

Ordering data

Type	Qty.	Order No.
SEE ESD 125	1	9204750000

Technical data

Weight	90 g
--------	------

**FZE ESD 130****Electronic ESD flat-nosed pliers****Ordering data**

Type	Qty.	Order No.
FZE ESD 130	1	9204760000

Technical data

Weight	90 g
--------	------

**SZE ESD 130****Electronic ESD Snipe-nosed pliers****Ordering data**

Type	Qty.	Order No.
SZE ESD 130	1	9204770000

Technical data

Weight	90 g
--------	------

**SVSE ESD 130****Electronic ESD angle-cutting pliers**

- Hard wire (spring wire or steel nails): 0.6 mm/AWG 22
- Semi-hard wire (iron or nails): 1.0 mm/AWG 18
- Soft wire (copper or aluminium): 1.2 mm/AWG 16

Ordering data

Type	Qty.	Order No.
SVSE ESD 130	1	9205140000

Technical data

Weight	93 g
--------	------



Pliers

SUPER CUT**Electronic diagonal-cutting pliers**

- Soft wire (copper): 1.2 mm/AWG 16

Ordering data

Type	Qty.	Order No.
SUPER CUT	1	9205150000

**KOF SET ESD****Electronic ESD case set**

Contents:

- Diagonal-cutting pliers
- Snipe-nosed pliers
- Flat-nose pliers
- Angle-cutting pliers

Ordering data

Type	Qty.	Order No.
KOF SET ESD	1	9205210000



Screwdrivers

Screwdrivers	Introduction - Screwdrivers	F.2
	Introduction - Electric screwdrivers	F.4
	Torque screwdriver with rechargeable battery	F.6
	Bits	F.8
	Torque screwdrivers	F.10
	Uninsulated torque screwdrivers	F.11
	VDE-insulated torque screwdrivers	F.12
	Special tools SAI	F.14
	Cable gland tools	F.16
	Screwdrivers with cutting adapter	F.17
	SlimLine screwdrivers	F.18
	Screwdrivers	F.22
	VDE-insulated screwdrivers	F.23
	Uninsulated screwdrivers	F.26
	Weidmüller Allen key set	F.29
	Pin and electrical cabinet key	F.30

Screwdrivers

Precisely the proper torque! It's indispensable when you require your work to be precise, effective and repeatable: for example when screwing in sensitive or expensive components, during assembly, final testing, or during quality inspection. This is the ideal job for Weidmüller's manual torque screwdriver with its ergonomic grip and its unique interchangeable bit system.

The Weidmüller screwdriver assortment is the perfect solution; it features the ergonomic design and versatility required for demanding professional applications. Weidmüller safeguards your safety, health, comfort and efficiency with our ergonomic design.

In order to establish secure manual screw connections, all Weidmüller screwdrivers and manual torque screwdrivers feature an advanced geometry, slip protection and a soft handle material. These qualities enable optimal handling and ensure electrical safety and hand protection even when working on the most critical and potentially dangerous applications.

Weidmüller offers a wide variety of electric screwdrivers, standard bits and innovative quick-change holders – the perfect additions to the manual torque screwdriver. They are the ideal tool for achieving a high level of repetitive accuracy, which is made possible through their ergonomic design and integrated automatic torque control which comes as standard.

Weidmüller also offers innovative solutions for special applications such as cable glands or the fastening of sensor cables.

F





Electric screwdrivers



Electric screwdrivers / Weidmüller bits

Weidmüller **screwdrivers** are ideal for use with one hand due to their ergonomic design. They guarantee fatigue-free working whatever direction they are being used in, with an automatic torque limit and high a repetition accuracy.

The Weidmüller **bits** are standard, of high quality, with a wide range to choose from and all delivering superior performance. We use processor-controlled hardening processes which guarantee consistently high product quality.

The high-grade material enables torques far above those stipulated in the relevant DIN standards:

- DIN 5261 for PH/PZ bits
- DIN 5263 for slotted bits
- Camcar standard for Torx® bits

This means long service life at high torques, producing ideal conditions for standard work.



Product benefits

- Suitable for all screw driving tasks
- Ideal for both manual and machine screw driving tasks due to the high hardness values of 59 – 61 HRC
- Good wear resistance and therefore a long service life
- Optimum fit in DIN screws for low wear and optimum torque transmission
- Manufactured with consistently high product quality based on the relevant ISO standards

Easy handling

The DMS Pro, with its 500 g and the non-slip rubber handle, fits snugly and securely in your hand. This means you work ergonomically and prevent rapid fatigue.




Consistent torque

Thanks to the electronic shut-off, the DMS Pro turns off when the set torque is reached. You are therefore assured that every screw is connected with the same torque even if the battery is nearly flat.



Illuminated screwing point

The LED work light illuminates the work area of the DMS Pro and helps you to find screws faster and easier in dark areas.



Torque screwdriver with rechargeable battery

Cordless torque screwdriver

- One-hand operation under all working conditions
- Clockwise/anticlockwise rotation
- Two speeds: 200 and 600 rpm¹
- Precise torque pre-selection in 21 steps
- High repeat accuracy
- Switch easily from straight to pistol grip
- Bit holder: 1/4" ball-bearing fixing mechanism (Form E6.3)
- Transport lock prevents accidental operation
- Simple switchover from battery to manual operation up to approx. 15 Nm
- LED work light
- Electronic shut-off clutch
- 1.5 Ah Li-Ion battery technology
- Ergonomic handle design

DMS PRO



DMS PRO SET



Technical data

Screwdriver	
Rated voltage	3.6 V
Idling speed	200 u. 600 min ⁻¹
Max. coupling torque	3 Nm
Bit holder	1/4" DIN 3126 Form E6.3
Length	
Weight	500 g
Battery	
Rechargeable batteries	Li-Ion battery
Battery voltage	3.6 V
Charger	
Charger input	AC 220-240V~50-60Hz 30W
Charger output	DC 2.8...6V; 4.8A / 30W max.
Charging time	30 min
Weight	500 g
Note	

Ordering data

Version	Type	Qty.	Order No.
	DMS PRO	1	1479120000
	DMS PRO ZERT	1	1987840000
Note			

Accessories

Type	Qty.	Order No.
Replacement battery	1	1479110000
Charger	1	9007460000
Note		

LOW 200/min HIGH 600/min			
Lev	Nm	Lev	Nm
01	0.36	11	1.45
02	0.46	12	1.55
03	0.57	13	1.67
04	0.66	14	1.78
05	0.80	15	1.99
06	0.87	16	2.14
07	0.98	17	2.26
08	1.10	18	2.41
09	1.20	19	2.53
10	1.36	20	2.67
		21	2.83

Type	Qty.	Order No.
DMS PRO SET (screwdriver incl. batterie, 1 additional battery, charger, bits, plastic carrying case)**	1	1479090000*
DMS PRO SET ZERT	1	1987830000

* available in Europe

** see picture

Torque screwdriver with rechargeable battery

- One-hand operation under all working conditions
- Clockwise/anticlockwise
- Two speeds: 200 and 400 rpm¹
- Precise torque pre-selection of approx. 0.3...3 Nm in 6 steps
- High reproducibility right up to complete discharge of the rechargeable battery
- Simple changeover from straight to pistol form
- Bit holder: 1/4" ball bearing fixing mechanism (form E6.3)
- Safety lock prevents unintentional activation
- Simple switchover from battery to manual operation up to 15 Nm

DMS 3**DMS 3 Set****Technical data**

Screwdriver	
Rated voltage	2.4 V
Idling speed	200 u. 400 min ⁻¹
Torque setting, max.	3 Nm
Bit holder	1/4" DIN 3126 Form E6.3
Length	
Weight	400
Battery	
Rechargeable batteries	Ni-Mh cells
Weight of rechargeable battery	122 g
Charger	
Charger input	
Charger output	
Charging time	
Weight of charger	
Note	

Rated voltage	2.4 V
Idling speed	200 u. 400 min ⁻¹
Torque setting, max.	3 Nm
Bit holder	1/4" DIN 3126 Form E6.3
Length	
Weight	400
Rechargeable batteries	Ni-Mh cells
Weight of rechargeable battery	122 g
Charger input	
Charger output	
Charging time	
Weight of charger	
Note	

Ordering data

Version
Note

Type	Qty.	Order No.
DMS 3	1	9007440000
DMS 3 ZERT	1	9017870000
Incl. rechargeable battery		

Accessories

Replacement battery	
Charger	
Note	

Type	Qty.	Order No.
AKKU DMS 3	1	9007450000
LG DMS PRO/ DMS 3	1	9007460000

level	ca. Nm LOW	ca. Nm HIGH	level	ca. Nm LOW	ca. Nm HIGH
1	0.3	0.45	4	1.0	1.15
1.1	0.35	0.5	4.1	1.1	1.25
1.2	0.45	0.6	4.2	1.2	1.3
1.3	0.5	0.65	4.3	1.3	1.4
2	0.55	0.7	5	1.35	1.45
2.1	0.6	0.75	5.1	1.45	1.5
2.2	0.65	0.8	5.2	1.5	1.6
2.3	0.7	0.85	5.3	1.6	1.7
3	0.75	0.95	6	2.5	2.5
3.1	0.8	1.0			
3.2	0.85	1.0			
3.3	0.95	1.1			

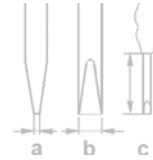
Type	Qty.	Order No.
DMS 3 set 1 (screwdriver incl. battery, charger, bits, plastic carrying case)*	1	9007470000
DMS 3 set 2 (as set 1, with 1 additional battery)	1	9007480000
Bit-Box DMS3	1	9024970000
DMS 3 set 1 Zert	1	9017450000
DMS 3 set 2 Zert	1	9017420000

*) see picture

Bits

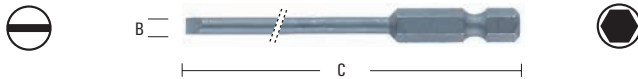
Bits drive 1/4 E6.3

1/4" hexagon drive, acc. to DIN ISO 1173,
shape E6.3 for direct machine connection
(DMS2 1/4" E6.3)



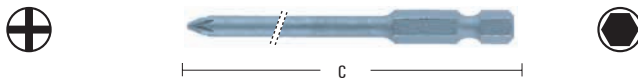
Bit E6.3 S

Slotted bits DIN ISO 2380,
1/4" drive E6.3 DIN ISO 1173



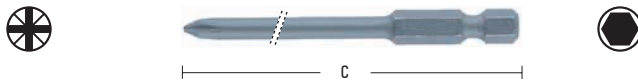
Bit E6.3 PH

Crosshead bits, Phillips-recess type PH/DIN ISO 8764,
1/4" drive E6.3 DIN ISO 1173



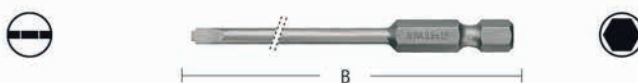
Bit E6.3 PZ

Crosshead bits, Pozidrive type PZ/DIN ISO 8764,
1/4" drive E 6.3 DIN ISO 1173



Bit E6.3 Z

Slotted bits with pilot tip,
1/4" drive E6.3 DIN ISO 1173



Bit E6.3 T

Torx® bits,
drive 1/4" E6.3 DIN ISO 1173



Type	Size / AF	a	b	c	Order No.
BIT E6.3 0.4X2.5X70		0.4	2.5	70	2748900000
BIT E6.3 0.5X3.0X70		0.5	3	70	2748910000
BIT E6.3 0.6X3.5X70		0.6	3.5	70	2748920000
BIT E6.3 0.8X4.0X70		0.8	4	70	2748930000
BIT E6.3 1.0X5.5X70		1	5.5	70	2748940000
BIT E6.3 1.2X6.5X70		1.2	6.5	70	2748950000
BIT E6.3 0.5X3.0X110		0.5	3	110	2749040000
BIT E6.3 0.6X3.5X110		0.6	3.5	110	2749050000
BIT E6.3 0.6X4.5X110		0.6	4.5	110	2749060000
BIT E6.3 0.8X4.0X110		0.8	4	110	2749070000
BIT E6.3 1.0X5.5X110		1	5.5	110	2749080000
BIT E6.3 1.2X6.5X110		1.2	6.5	110	2749090000

BIT E6.3 PH1X70	1	70	2748980000
BIT E6.3 PH2X70	2	70	2748990000

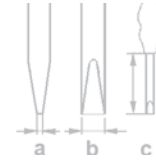
BIT E6.3 PZ1X70	1	70	2748960000
BIT E6.3 PZ2X70	2	70	2748970000

BIT E6.3Z 0.6X3.5X70	0.6	3.5	70	2749100000
BIT E6.3 Z 0.8X4.0X39	0.8	4	39	2749030000

BIT E6.3 T15 X 70	2749000000
BIT E6.3 T20 X 70	2749010000
BIT E6.3 T40 X 70	2749020000

Bits drive 1/4 E6.3

1/4" hexagon drive, acc. to DIN ISO 1173, shape E6.3 for direct machine connection (DMS2 1/4" E6.3)



BIT-BOX 11

Weidmüller Bit Box, 9-piece with universal holder
drive: 1/4" E6.3 DIN ISO 1173; output: 1/4" E6.3; bits: 1/4" C6.3



Bit holder

Short universal bit holder, magnetic
drive: 1/4" E6.3 DIN ISO 1173, output: 1/4" E6.3



Bit holder



BSH 1/4

Bit holder with flexible shank for reaching awkward screws, for all bits, output drive: 1/4" C6.3 DIN ISO 1173



Bits

Bits C6.3 DIN ISO 1173 slot, PH, PZ



Type	Size / AF	a	b	c	Order No.
UBH 1/4" E6,3					
BIT C6,3 0,5x3,0x25		0.5	3	25	
BIT C6,3 0,5x3,5x25		0.5	3.5	25	
BIT C6,3 0,5x4,0x25		0.5	4	25	
BIT C6,3 0,6x4,5x25		0.6	4.5	25	
BIT C6,3 PH0x25				25	
BIT C6,3 PH1x25				25	
BIT C6,3 PH2x25				25	
BIT C6,3 PZ0x25				25	
BIT C6,3 PZ1x25				25	
BIT C6,3 PZ2x25				25	
BIT-BOX 11					2748110000

UBH 1/4 E6,3	2748200000
--------------	-------------------

UBH SWH 1/4 EC 6.3	2749110000
--------------------	-------------------

BHS 1/4	2748120000
---------	-------------------

BIT C 6,3 0,5X3,0X25	0.5	3	25	2748860000
BIT C 6,3 0,5X3,5X25	0.5	3.5	25	2748870000
BIT C 6,3 0,5X4,0X25	0.5	4	25	2748880000
BIT C 6,3 0,8X5,5X25	0.8	5.5	25	2748890000
BIT C 6,3 PH0X25	0		25	2748140000
BIT C 6,3 PH1X25	1		25	2748150000
BIT C 6,3 PH2X25	2		25	2748160000
BIT C 6,3 PZ0X25	0		25	2748170000
BIT C 6,3 PZ1X25	1		25	2748180000
BIT C 6,3 PZ2X25	2		25	2748190000

DMS manual / DMSI manual

Torque screwdrivers with insulation up to 1,000 V (VDE) DMSI manual


The „DMSI manual“ with an integral window scale, combined with a Weidmüller 1,000 V insulated (VDE) interchangeable blade, ensures controlled tightening of screws and maximum reliability in electrical applications.

Every 1,000 V insulated (VDE) handle and blade is tested and provides the necessary safety up to 1,000 V AC / 1,500 V DC.



Torque screwdrivers DMS manual

This is a versatile tool suitable for a variety of jobs, with an integral scale for easy reading of the torque value and a Weidmüller interchangeable blade.



Each model is available with two torque ranges:

- 0.5 to 1.7 Nm
- 2.0 to 7.0 Nm
- setting tool included

Advantages:

- Compact and especially lightweight design
- Torque set with special tool (included) to ensure the right setting
- Ergonomic handle size to match the torque range
- Every tool checked and given an ID No., 100 % quality control with verification and product reference
- Audible, unmistakable click upon reaching the torque, no unnecessary effort
- Interchangeable blade made from high-quality wear-resistant tool steel
- All tools comply with the accuracy stipulations of: EN ISO 6798, BS EN 26789, ASME B107.14M
- Operating accuracy: ± 6 % of set scale value



Uninsulated torque screwdrivers



DMS manual

Torque screwdriver
EN ISO 6798, BS EN 26789, ASME B107.14M



Type	Size / AF	a	b	c	Order No.
DMS MANUELL 0,5-1,7					9918370000
DMS MANUELL 2,0-7,0					9918380000

WK S

Interchangeable bits for torque screwdrivers
Drive output acc. to DIN 5264, ISO 2380/1



WK S 0,4X2,5	0.4	2.5	175	9918520000
WK S 0,5X3,0	0.5	3	175	9918530000
WK S 0,6X3,5	0.6	3.5	175	9918540000
WK S 0,8X4,0	0.8	4	175	9918550000
WK S 1,0X5,5	1	5.5	175	9918560000

WK K PZ

Interchangeable bits for torque screwdrivers
Drive output acc. to DIN 5260-PZ, ISO 8764/1-PZ



WK K PZ0			175	9918600000
WK K PZ1			175	9918610000
WK K PZ2			175	9918620000

WK K PH

Interchangeable bits for torque screwdrivers
Drive output acc. to DIN 5260-PH, ISO 8764/1-PH



WK K PH0			175	9918570000
WK K PH1			175	9918580000
WK K PH2			175	9918590000

WGK 1/4 C.6.3 E6.3

Interchangeable bit with bit holder for torque screwdrivers
Drive output: 1/4" C6.3 and 1/4" E6.3

Note: matching bits on page F.9



WGK 1/4 C6,3 E6,3				9202510000
-------------------	--	--	--	------------

VDE-insulated torque screwdrivers

VDE-insulated torque screwdrivers

VDE-insulated torque screwdrivers

VDE-insulated torque screwdriver
EN ISO 6798, BS EN 26789, ASME B107.14M



Bit holder



VDE slimBit Schlitz



VDE slimBit Phillips



VDE slimBit Pozidrive PZ



VDE slimBit Torx



VDE slimBit Robertson



VDE slimBit Hex



Type	Size / AF	a	b	Order No.
DMSI MANUELL 0,5-1,7				9918390000
DMSI MANUELL 2,0-7,0				9918400000

WK I SLIM BIT	2489300000
---------------	------------

WB SI SL 0,8X4,0	0.8	4	2433190000
WB SI SL 0.4X2.5	0.4	2.5	2433160000
WB SI SL 0.5X3.0	0.5	3	2433170000
WB SI SL 0.6X3.5	0.6	3.5	2433180000
WB SI SL 1,0X5,5	1	5.5	2433200000

WB IK SL PH1	2433210000
WB IK SL PH2	2433220000

WB IK SL PZ1	2433230000
WB IK SL PZ2	2433240000

WB I T10	2506000000
WB I T15	2506010000
WB I T20	2506020000

WB I VK 1	2506030000
WB I VK 2	2506040000

WB I SK 2.5	2506050000
WB I SK 3	2506060000
WB I SK 4	2506070000
WB I SK 5	2506080000



The Torque Screwty®

- Easier work
- Screw-on circular plug, safety sealed

The perfect tool for all situations

Screwty® is the ideal, universal tool for tightening and releasing cable glands on all common sensor and actuator cables. The Screwty® can also reach those round plugs normally considered inaccessible! No great force is required – simply turn the tool to tighten or release the plug-in connector as required. The Screwty® also fits the majority (more than 90 %) of the cables and plug-in connectors of other suppliers and is therefore a unique tool useful throughout the world. The Screwty® consists of a handle with a conventional 1/4" fitting. This means it can be used for all sizes: for M12 and M8 round plugs, and the M12F and M8F types, also for plugs and sockets on custom cables.

The Screwty® is suitable for the following round plugs:

Size	M8	M8F	M12	M12F
Size	10 ±0,3 mm	11,9 ±0,3 mm	14,5 ±0,3 mm	19,8 ±0,3 mm
Thread	M8x1	M8x1	M12x1	M12x1

An adjustable torque fitting is also available for the Screwty® – for guaranteeing extra reliability during installation.

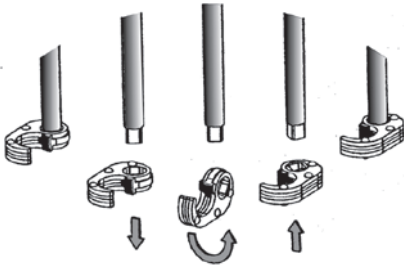
The torque can be infinitely adjusted between 0.5 and 1.7 Nm. This accurate setting enables all round plugs to be tightened precisely with a certain torque.

Weidmüller specifies the following torques for its round plugs:

Size	M8	M8F	M12	M12F
Torque	0,5-0,6 Nm	0,5-0,6 Nm	0,8-1,2 Nm	0,8-1,2 Nm
Thread	M8x1	M8x1	M12x1	M12x1

The Screwty® can also be fitted with other blades to create a torque screwdriver.

F



Simply turn the ratchet to tighten or loosen the cable gland.



Use of a M12 Screwty®

1. Position Screwty®
2. Tighten connector
3. Finished!



Use of a M23 Screwty®

Screwty® standard



Ordering data

Type	Use	Qty.	Order No.
Screwty® M12	moulded M12 lines	1	1900000000
Screwty® M8	moulded M8 lines	1	1900010000
Screwty® M12 F	M12 plugs for custom assembly	1	1900020000
Screwty® M8 F	M8 plugs for custom assembly	1	1900030000

Screwty® Set



Ordering data

Type	Qty.	Order No.
Screwty® Set	1	1910000000

Type	Contents
Screwty® Set	1x Screwty® standard handle + 1 M12, M8, M12 F, M8 F attachments

Screwty® attachments



Screwty® M8 attachment

Screwty® M8 F attachment

Screwty® M12 attachment

Screwty® M12 F attachment

Screwty® M23 attachment

Ordering data

Type	Qty.	Order No.
Screwty® M12 KO o. SD	1	1900100000
Screwty® M8 KO o. SD	1	1900110000
Screwty® M12F KO o. SD	1	1900120000
Screwty® M8F KO o. SD	1	1900130000
Screwty® M23 LS	1	1981560000

Legend:

F	for custom assemblies
DM	torque
KO o. SD	ratchet only (attachment)
Screwty®	screwdriver
Screwty® DM	torque screwdriver, interchangeable blade
WK	interchangeable blade
LS	power plug

Screwty® with torque fitting

Setting aid for Screwty® with torque fitting (included)



Ordering data

Type	Use	Qty.	Order No.
Screwty®-M12-DM	moulded M12 lines with torque requirement	1	1900001000
Screwty®-M8-DM	moulded M8 lines with torque requirement	1	1900011000
Screwty®-M12 F-DM	M12 plugs, custom assembly with torque requirement	1	1900021000
Screwty®-M8 F-DM	M8 plugs, custom assembly with torque requirement	1	1900031000

Type	Contents
Screwty®-M12-DM	1 interchangeable blade, 1 torque handle, 1 setting aid for Screwty® torque, 1 Screwty® M12 attachment
Screwty®-M8-DM	1 interchangeable blade, 1 torque handle, 1 setting aid for Screwty® torque, 1 Screwty® M18 attachment
Screwty®-M12 F-DM	1 interchangeable blade, 1 torque handle, 1 setting aid for Screwty® torque, 1 Screwty® M12 F attachment
Screwty®-M8 F-DM	1 interchangeable blade, 1 torque handle, 1 setting aid for Screwty® torque, 1 Screwty® M18 F attachment

Screwty® Set-DM



Ordering data

Type	Qty.	Order No.
Screwty® Set-DM	1	1920000000

Type	Contents
Screwty® Set-DM	1 interchangeable blade, 1 torque handle, 1 setting aid for Screwty® torque, 1 each of Screwty® M12, M8, M12 F, M8 F attachments

Screwty® interchangeable handle/interchangeable bit



Ordering data

Type	Use	Qty.	Order No.
1/4" handle		1	4294820000
WK-1/4" (Screwty®)		1	1862200000

Cable gland tools

Cable gland tools

Screwing tool for all types of cable glands.

- Can tighten or loosen several rows of cable glands
- No deforming of the cable glands

FleCaFix 11/24

Cable gland tool



- Spanner size: SW 11 - SW 24
- Infinite adjustment of spanner size
- Ratchet function: not necessary to remove tool between turns
- Authentic one-hand tool

FleCaFix 24/36

Cable gland tool



- Spanner size: SW 24 - 36
- Infinite adjustment of spanner size
- Ratchet function: not necessary to remove tool between turns
- Authentic one-hand tool



Technical data

Tool data	
Depth / Width / Height	30 / 190 / 60 mm
Weight	190 g
AF size	11 - 24 mm
Note	

Depth / Width / Height	30 / 190 / 60 mm
Weight	190 g
AF size	11 - 24 mm
Note	

Depth / Width / Height	30 / 204 / 60 mm
Weight	240 g
AF size	24 - 36 mm
Note	

Ordering data

Version
Note

Type	Qty.	Order No.
FLECAFIX 11/24	1	9015900000
Note		

Type	Qty.	Order No.
FLECAFIX 24/36	1	9015980000
Note		

Screwdriver with cutting adapter

For the pinch-free cutting of copper cable.

- Solid up to 1.5 mm²
- Flexible up to 2.5 mm²

swifty®



swifty®

- cable cutter which fits onto uninsulated screwdrivers, with a blade diameter of 3.5 mm
- Minimal hand force required
- Cutter opens automatically
- Ergonomic handle design

swifty®set

- Logical operation
- Can be used for screw and tension clamp terminals
- Pocket format - always ready to hand
- Suitable for right- and left-hand use
- One-handed operation

swifty®set



Technical data

Max. cutting performance, copper cable
Copper cable - solid, max.
Copper cable - flexible, max.
Tool data
Depth / Width / Height
Weight
Note

1.5 mm ²
2.5 mm ²
18 / 35 / 40 mm
20 g

Ordering data

Version	without screwdriver
Note	

Type	Qty.	Order No.
SWIFTY	1	9006020000


Type	Qty.	Order No.
swifty®set (with screwdriver)	1	9006060000
Screwdriver (SDS 0.6X3.5X100)	1	2749340000

SlimLine screwdrivers

VDE insulated screwdriver with thin blade

The SlimLine screwdriver design allows you to reach deeply inset fittings and tension clamp terminals which cannot normally be reached using a standard VDE screwdriver. The SlimLine screwdrivers can be used for Weidmüller's Z-series of terminal blocks. The ergonomic grip design makes for a comfortable screwing process and excellent handling. The soft handle material prevents the tool from slipping away and thus makes higher torques possible.

A blade that is up to 33 % thinner



The moulded protective insulation, applied directly to the shaft ensures safety and protection during critical applications at levels of up to 1,500 V (DC) or 1,000 V (AC).

Ergonomic design



The ergonomic grip design makes for a comfortable screwing process and excellent handling. The soft handle material prevents slipping and thus makes higher torques possible.

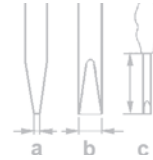


Security



The moulded protective insulation, applied directly to the shaft ensures safety and protection during critical applications at levels of up to 1,500 V (DC) or 1,000 V (AC).

SlimLine screwdrivers insulated acc. to VDE specs

**SDIS SLIM**

VDE-insulated slotted screwdriver, SDI SL, ISO 2380, DIN EN ISO/IEC 60900,
Output acc. to DIN ISO 2380



Type	Size / AF	a	b	c	Order No.
SDIS SLIM 0.6X3.5X100		0.6	3.5	100	2749610000
SDIS SLIM 0.8X4.0X100		0.8	4	100	2749620000
SDIS SLIM 1.0X5.5X125		1	5.5	125	2749630000
SDIS SLIM 1.2X6.5X150		1.2	6.5	150	2749640000

SDIK SLIM PH

VDE-insulated crosshead screwdriver, Phillips type, SDIK PH
DIN EN ISO/IEC 60900, DIN ISO 8764/2-PH, output acc. to ISO 8764-PH



SDIK SLIM PH1 X 80				80	2749650000
SDIK SLIM PH2 X 100				100	2749660000

SDIK SLIM PZ

VDE-insulated slotted screwdriver, Type Pozidrive, DIN ISO 2380,
Output acc. to DIN EN ISO/IEC 60900, ISO 2380/1



SDIK SLIM PZ1 X 80				80	2749670000
SDIK SLIM PZ2 X 100				100	2749680000

SDIPM SLIM PZ

VDE-insulated screwdriver, type PlusMinus, SDIPM SLIM PZ, DIN EN ISO/IEC 60900



SDIPM SLIM PZ2 X 100				100	2749690000
----------------------	--	--	--	-----	------------

SDIT SLIM

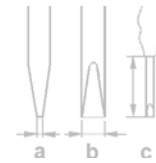
VDE-insulated Torx® screwdriver, type TORX®, SDIT SLIM, DIN EN ISO/IEC 60900



SDIT SLIM T10 X 100				100	2749700000
SDIT SLIM T15 X 100				100	2749710000
SDIT SLIM T20 X 100				100	2749720000
SDIT SLIM T25 X 125				125	2749730000
SDIT SLIM T30 X 150				150	2749740000

SlimLine screwdrivers

SlimLine screwdrivers insulated acc. to VDE specs

**SDI SET SLIM S3.5-6.5/PH1/2**

6-piece set: VDE-insulated slotted and crosshead PH screwdriver set, DIN EN ISO/IEC 60900, DIN ISO 2380, DIN ISO 8764



Type	Size / AF	a	b	c	Order No.
SDIS SLIM 0.6X3.5X100	0.6	3.5	100		
SDIS SLIM 0.8X4.0X100	0.8	4	100		
SDIS SLIM 1.0X5.5X125	1	5.5	125		
SDIS SLIM 1.2X6.5X150	1.2	6.5	150		
SDIK SLIM PH1 X 80			80		
SDIK SLIM PH2 X 100			100		
SDI SET SLIM S3.5-6.5/PH1/2					2749580000

SDI SET SLIM S3.5-6.5/PZ1/2

6-piece set: VDE-insulated slotted and crosshead PZ screwdriver set, DIN EN ISO/IEC 60900, DIN ISO 2380, DIN ISO 8764



SDIS SLIM 0.6X3.5X100	0.6	3.5	100		
SDIS SLIM 0.8X4.0X100	0.8	4	100		
SDIS SLIM 1.0X5.5X125	1	5.5	125		
SDIS SLIM 1.2X6.5X150	1.2	6.5	150		
SDIK SLIM PZ1 X 80			80		
SDIK SLIM PZ2 X 100			100		
SDI SET SLIM S3.5-6.5/PZ1/2					2749590000

SDI SET SLIM T8/T9/T10/T15/T20/T25

6-piece set: VDE-insulated Torx® screwdriver set, DIN EN ISO/IEC 60900



SDIT T8 X 60			60		
SDIT T9 X 60			60		
SDIT SLIM T10 X 100			100		
SDIT SLIM T15 X 100			100		
SDIT SLIM T20 X 100			100		
SDIT SLIM T25 X 125			125		
SDI SET SLIM T8/T9/T10/T15/T20/T25					2749600000

Screwdrivers

Weidmüller screwdrivers come in four different grip sizes, and are the result of a consistent grip concept which takes into account both the human hand and the different work requirements and conditions.

- Perfect handling with all grip sizes
- Maximum torques
- Optimum transmission of axial force
- Complete range including all commercial sizes



Uninsulated screwdrivers



Weidmüller's uninsulated screwdrivers for use in dry conditions and for general applications offers customers a complete range of screwdrivers that enables far higher torques as well as substantially more comfort due to the soft material of the grip.

Product benefits:

- Made of special soft material, which is kind to the skin, the handles enables maximum torques
- Perfect ergonomic grip design for comfortable screw driving and optimum handling
- You can choose from long-life extremely stressable blades in standard sizes
- ChromTop blade tip offers maximum corrosion protection and greatest possible dimensional accuracy of the blade geometry in the screw head over many years

VDE-insulated screwdrivers



VDE-insulated screwdriver according to DIN EN 60900, IEC 900 for work on live equipment

Product benefits:

- The protective insulation moulded directly on the screwdriver blade ensures electrical safety, even in critical applications
- Safe for working at up to 1,500 volts DC and 1,000 volts AC
- Each screwdriver is individually tested in a water bath at 10,000 volts according to DIN EN 60900
- Perfect ergonomic grip design for comfortable screw driving and optimum handling
- Made of special soft material, which is kind to the skin, the handles prevents slipping in critical situations and at the same time enables maximum torques

VDE-insulated screwdrivers

VDE-insulated screwdrivers, for working on live parts up to 1,000 V AC and 1,500 V DC. DIN EN ISO/IEC 60900, IEC 900, VDE GS tested. Each piece tested according to ISO 60900. Bit made of high-quality chrome-silicon vanadium steel, black finish.

SDIS

Slot-head screwdriver, insulated according to VDE spec., SDI DIN 7437, ISO 2380/2, drive output acc. to DIN EN ISO/IEC 60900 and DIN ISO 2380



SDIK PH

Phillips, crosshead screwdriver, insulated according to VDE spec. ISO 8764/2-PH, drive output acc. to ISO 8764-PH, DIN EN ISO/IEC 60900, DIN ISO 8764



SDIK PZ

Pozidriv, crosshead screwdriver, insulated according to VDE spec. ISO 8764/2-PZ, drive output acc. to ISO 8764-PZ, DIN EN ISO/IEC 60900, DIN ISO 8764



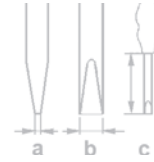
SDIPM PH

VDE-insulated plus-minus screwdriver, Phillips, SDIPM PH, DIN EN ISO/IEC 60900



SDIPM PZ

VDE-insulated plus-minus screwdriver, type Pozidriv, SDIPM PZ, DIN EN ISO/IEC 60900



Type	Size / AF	a	b	c	Order No.
SDIS 0.4X2.0X60		0.4	2	60	2749780000
SDIS 0.4X2.5X75		0.4	2.5	75	2749790000
SDIS 0.5X3.0X100		0.5	3	100	2749800000
SDIS 0.6X3.5X100		0.6	3.5	100	2749810000
SDIS 0.8X4.0X100		0.8	4	100	2749820000
SDIS 1.0X4.5X125		1	4.5	125	2749830000
SDIS 1.0X4.5X175		1	4.5	175	2749840000
SDIS 1.0X5.5X125		1	5.5	125	2749850000
SDIS 1.2X6.5X150		1.2	6.5	150	2749860000
SDIS 1.2X8.0X175		1.6	8	175	2749870000

SDIK PH0 X 60	60	2749880000
SDIK PH1 X 80	80	2749890000
SDIK PH2 X 100	100	2749900000
SDIK PH3 X 150	150	2749910000

SDIK PZ1 X 80	80	2749920000
SDIK PZ2 X 100	100	2749930000

SDIPM PH1 X 80	80	2749960000
SDIPM PH2 X 100	100	2749970000

SDIPM PZ1 X 80	80	2749940000
SDIPM PZ2 X 100	100	2749950000

VDE-insulated screwdrivers

VDE-insulated screwdrivers

VDE-insulated screwdrivers, for working on live parts up to 1,000 V AC and 1,500 V DC. DIN EN ISO/IEC 60900, IEC 900, VDE GS tested. Each piece tested according to ISO 60900. Bit made of high-quality chrome-silicon vanadium steel, black finish.



SDIZ

Slot-head screwdriver, insulated according to VDE spec., SDI DIN 7437, ISO 2380/2, drive output acc. to DIN EN ISO/IEC 60900 and ISO 2380



Type	Size / AF	a	b	c	Order No.
SDIZ 0.6X3.5X100					2749980000
SDIZ 0.8X4.0X100					2749990000

SDIR

VDE-insulated square drive screwdriver, type Robertson, SDIR, DIN EN ISO/IEC 60900



SDIR 1 X 80			80		2750020000
SDIR 2 X 100			100		2750030000

SDIT

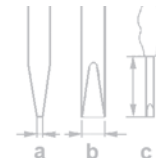
VDE-insulated Torx® screwdriver, type Torx®, SDIT, DIN EN ISO/IEC 60900



SDIT T8 X 60			60		2750040000
SDIT T9 X 60			60		2750050000

VDE-insulated screwdrivers

VDE-insulated screwdrivers, for working on live parts up to 1,000 V AC and 1,500 V DC. DIN EN ISO/IEC 60900, IEC 900, VDE GS tested. Each piece tested according to ISO 60900.



SDI SET S2.5-5.5/PH1/2

6-piece set: VDE-insulated slotted and crosshead PH screwdriver set, DIN EN ISO/IEC 60900, DIN ISO 2380, DIN ISO 8764



Type	Size / AF	a	b	c	Order No.
SDIS 0.4X2.5X75	0.4	2.5	75		
SDIS 0.5X3.0X100	0.5	3	100		
SDIS 0.8X4.0X100	0.8	4	100		
SDIS 1.0X5.5X125	1	5.5	125		
SDIK PH1 X 80			80		
SDIK PH2 X 100			100		
SDI SET S2.5-5.5/PH1/2					2749750000

SDI SET S2.5-5.5/PZ1/2

6-piece set: VDE-insulated slotted and crosshead PZ screwdriver set, DIN EN ISO/IEC 60900, DIN ISO 2380, DIN ISO 8764



SDIS 0.4X2.5X75	0.4	2.5	75		
SDIS 0.5X3.0X100	0.5	3	100		
SDIS 0.8X4.0X100	0.8	4	100		
SDIS 1.0X5.5X125	1	5.5	125		
SDIK PZ1 X 80			80		
SDIK PZ2 X 100			100		
SDI SET S2.5-5.5/PZ1/2					2749760000

SDI SET S2.0-5.5

6-piece set: VDE-insulated slotted screwdriver set, DIN EN ISO/IEC 60900, DIN ISO 2380



SDIS 0.4X2.0X60	0.4	2	60		
SDIS 0.4X2.5X75	0.4	2.5	75		
SDIS 0.5X3.0X100	0.5	3	100		
SDIS 0.6X3.5X100	0.6	3.5	100		
SDIS 0.8X4.0X100	0.8	4	100		
SDIS 1.0X5.5X125	1	5.5	125		
SDI SET S2.0-5.5					2749770000

Uninsulated screwdrivers

Uninsulated screwdrivers

Weidmüller screwdrivers for general applications. Bit made of high-quality chrome-silicon vanadium steel, matt-chrome finish.



SDS

Slotted screwdriver with rounded blade, SD DIN 5265, DIN ISO 2380, drive output acc. to DIN 5264, DIN ISO 2380/1, ChromTop tip



Type	Size / AF	a	b	c	Order No.
SDS 0.4X2.0X60		0.4	2	60	2749260000
SDS 0.4X2.5X75		0.4	2.5	75	2749320000
SDS 0.5X3.0X80		0.5	3	80	2749330000
SDS 0.6X3.5X100		0.6	3.5	100	2749340000
SDS 0.6X3.5X200		0.6	3.5	200	2749350000
SDS 0.8X4.0X100		0.8	4	100	2749360000
SDS 0.8X4.5X125		0.8	4.5	125	2749370000
SDS 1.0X5.5X150		1	5.5	150	2749380000
SDS 1.2X6.5X150		1.2	6.5	150	2749390000

SDK PH

Crosshead screwdriver, Phillips, SDK PH DIN 5262, DIN ISO 8764-PH, drive output acc. to DIN ISO 8764-PH, chrome top tip



SDK PH0 X 60			60	2749400000
SDK PH1 X 80			80	2749410000
SDK PH2 X 100			100	2749420000
SDK PH3 X 150			150	2749430000

SDK PZ

Crosshead screwdriver, Pozidriv, SDK PZ DIN 5262, DIN ISO 8764-PZ, drive output acc. to DIN ISO 8764-PZ, chrome top tip



SDK PZ1 X 80			80	2749440000
SDK PZ2 X 100			100	2749450000
SDK PZ3 X 150			150	2749460000

SD TR

Torx® TR-screwdriver with hole in tip of blade (tamper-resistant), SD TR for screwing Torx® and Torx®TR security screws (pin in centre of Torx® recess), ChromTop tip



SD T7 TR X 60			60	2749470000
SD T8 TR X 60			60	2749480000
SD T9 TR X 60			60	2749490000
SD T10 TR X 80			80	2749500000
SD T15 TR X 80			80	2749510000
SD T20 TR X 100			100	2749520000
SD T25 TR X 100			100	2749530000
SD T30 TR X 115			115	2749540000
SD T40 TR X 115			115	2749550000

SD TO

Angled slotted screwdriver with round handle



SD TO 0,4X2,5		0.4	2.5	70	2749570000
SD TO 0,6X3,0		0.6	3	70	2749560000

Uninsulated screwdrivers

Weidmüller screwdrivers for general applications. Bit made of high-quality chrome-silicon vanadium steel, matt-chrome finish.



SD SET S2.5-5.5/PH1/2

6-piece set: slotted and crosshead PH screwdriver set with circular blades, DIN ISO 2380 und DIN ISO 8764



Type	Size / AF	a	b	c	Order No.
SDS 0.4X2.5X75		0.4	2.5	75	
SDS 0.5X3.0X80		0.5	3	80	
SDS 0.8X4.0X100		0.8	4	100	
SDS 1.0X5.5X150		1	5.5	150	
SDK PH1 X 80				80	
SDK PH2 X 100				100	
SD SET S2.5-5.5/PH1/2					274920000

SD SET S2.0-5.5

6-piece set: slotted screwdriver set, DIN ISO 2380



SDS 0.4X2.0X60		0.4	2	60	
SDS 0.4X2.5X75		0.4	2.5	75	
SDS 0.5X3.0X80		0.5	3	80	
SDS 0.6X3.5X100		0.6	3.5	100	
SDS 0.8X4.0X100		0.8	4	100	
SDS 1.0X5.5X150		1	5.5	150	
SD SET S2.0-5.5					2749220000

SD Set T10/15/20/25/30/40 TR

6-piece set: Torx® TR screwdriver set



SD T10 TR X 80				80	
SD T15 TR X 80				80	
SD T20 TR X 100				100	
SD T25 TR X 100				100	
SD T30 TR X 115				115	
SD T40 TR X 115				115	
SD SET T10/15/20/25/30/40 TR					2749230000

Uninsulated screwdrivers

Pico screwdrivers

SD EL S PICO

Weidmüller precision screwdriver, slotted



SD EL PZ PICO

Weidmüller precision screwdriver, cross recess type Pozidriv, PZ 8764



SD EL PH PICO

Weidmüller precision screwdriver, cross recess type Phillips, PH 8764



SD EL SET 1.5-4.0/PH0/1

7-piece set: Precision screwdriver slotted and cross-slotted PH



Type	Size / AF	a	b	c	Order No.
SD EL 0.3X1.5X40 PICO		0.3	1.5	40	2750060000
SD EL 0.4X2.0X60 PICO		0.4	2	60	2750070000
SD EL 0.4X2.5X75 PICO		0.4	2.5	75	2750080000
SD EL 0.5X3.0X75 PICO		0.5	3	75	2750090000
SD EL 0.6X3.5X100 PICO		0.6	3.5	100	2750100000
SD EL 0.8X4.0X100 PICO		0.8	4	100	2750110000

SDK EL PZ0 X 60 PICO	60	2750120000
SDK EL PZ1 X 80 PICO	80	2750130000

SDK EL PH0 X 60 PICO	60	2750140000
SDK EL PH1 X 80 PICO	80	2750150000

SD EL 0.3X1.5X40 PICO	0.3	1.5	40	
SD EL 0.4X2.0X60 PICO	0.4	2	60	
SD EL 0.4X2.5X75 PICO	0.4	2.5	75	
SD EL 0.5X3.0X75 PICO	0.5	3	75	
SD EL 0.8X4.0X100 PICO	0.8	4	100	
SDK EL PH0 X 60 PICO			60	
SDK EL PH1 X 80 PICO			80	
SD EL SET 1.5-4.0/PH0/1				2750160000

Pin and electrical cabinet key

IS 4 / IS 6

Wrench with pegged pilot tip



Hexagon screwdriver with cross-grip made from high-quality plastic

- Nickel-plated surface
- Made from hardened chromium-vanadium steel
- Manufactured according to DIN 6911
- Designed for screws acc. to DIN 6912


	IS4	IS6
c	60 mm	80 mm
Weight	27 g	61 g

Ordering data

Type	Qty.	Order No.
IS 4 DIN 6911	1	0485100000
IS 6 DIN 6911	1	0407900000

IS 3 KG

Socket wrench



Hexagon screwdriver with cross-grip made from high-quality plastic

- Nickel-plated surface
- Made from hardened chromium-vanadium steel
- Manufactured according to DIN 6911
- Designed for screws acc. to DIN 6912

	IS 3 KG
c	100 mm
Weight	32 g

Ordering data

Type	Qty.	Order No.
IS 3 KG	1	1806650000

SDQ T15 / SDQ T20 / SDQ T40

Socket wrench, Torx®



Torx® screwdriver with cross-grip made from high-quality plastic

- Matt-chrome surface finish
- Made from hardened chromium-vanadium steel


	SDQ T15	SDQ T20	SDQ T40
c	100 mm	100 mm	100 mm
Weight	32 g	32 g	32 g

Ordering data

Type	Qty.	Order No.
SDQ T15	1	1318390000
SDQ T20	1	1318400000
SDQ T40	1	1318410000

Cross-Key Master

Universal key



- With bit holder and reversible bit (drives - refer to symbols)
- Material: diecast zinc
- Dimensions: 62 x 90 mm

Application:

For almost all technical locking systems in buildings including: doors, window handles, radiator bleed valves, sanitary installations, HVAC, gas and water supply.

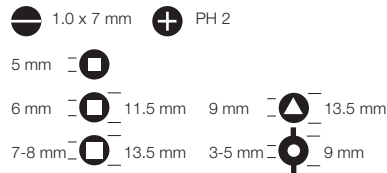

CROSS-KEY MASTER	
Width / Height	89 / 62 mm
Weight	90 g

Ordering data

Type	Qty.	Order No.
CROSS-KEY MASTER	1	9918150000

Cross-Key Universal

Universal electrical cabinet key



- With bit holder and reversible bit (drives - refer to symbols)
- Material: diecast zinc
- Dimensions: 72 x 72 mm

Application:

For locking systems used in electrical engineering, fits all standard electrical cabinet locks.

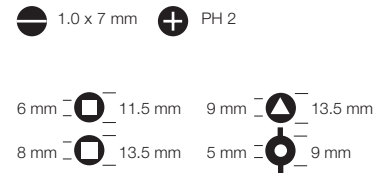
CROSS-KEY UNIVERSAL	
Width / Height	72 / 72 mm
Weight	88 g

Ordering data

Type	Qty.	Order No.
CROSS-KEY UNIVERSAL	1	9918130000

Cross-Key Universal S

Universal mini electrical cabinet key



- With bit holder and reversible bit (drives - refer to symbols)
- Material: diecast zinc
- Dimensions: 42 x 42 mm

Application:

For locking systems used in electrical engineering, fits all standard electrical cabinet locks.

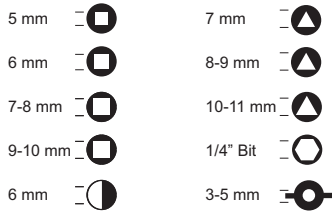
CROSS-KEY UNIVERSAL S	
Width / Height	42 / 42 mm
Weight	65 g

Ordering data

Type	Qty.	Order No.
CROSS-KEY UNIVERSAL S	1	9918140000

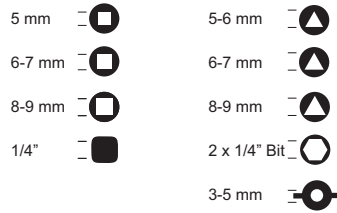
Pin and electrical cabinet key

Cross-Key Quadro



Suitable for all common technical closures. With its four-fold rotation mechanism, eight different panel closures can be brought into position. Chain and snap hook.

Cross-Key Duo



Suitable for all common technical closures. Thanks to its dual rotation mechanism, eight different closures can be brought into position. There is also a 5 mm square and bit holder in the body.

CROSS-KEY QUADRO	
Width / Height	95 / 95 mm
Weight	175 g

Ordering data

Type	Qty.	Order No.
CROSS-KEY-QUADRO	1	1480180000

CROSS-KEY DUO	
Width / Height	95 / 38 mm
Weight	85 g

Ordering data

Type	Qty.	Order No.
CROSS-KEY-DUO	1	1480190000

Measuring / Testing

Measuring / Testing	Introduction	G.2
	Overview	G.4
	Digital voltage testers	G.6
	2-pole voltage tester	G.7
	Overview of digital multimeters	G.10
	Digital multimeters	G.11
	Digital multimeters and current-measuring clamp-on attachment	G.12
	Digital multimeter / Digital clamp-on measuring device	G.13
	Accessories	G.14
	Cable tester	G.15
	Non-contact magnetic field and voltage tester	G.16

Measuring / Testing

















Testing plays a crucial role in setting up, maintaining and repairing electrical installations and devices. You should apply and adhere to the accident prevention and safety regulations relevant to your installation, which call for repeat tests after modifications and maintenance work, in addition to the tests required before using the installation for the first time.

The person responsible for setting up the installation is required to check that the installation or individual components function perfectly. They must also ensure their compliance with the technological regulations, in particular the VDE regulations and technical connection requirements (TAB) issued by the power supply companies. It is also important to check that all precautionary measures are taken to prevent extremely excessive contact voltage work and in order to guarantee and comply with the necessary safety standards. Using voltage and continuity testers from Weidmüller ensures that all tests are performed according to the relevant regulations.

Testing is very important during the setup, maintenance and repair of electrical facilities and equipment. You can conduct your tests properly with Weidmüller's voltage and continuity testers. All of our devices comply with all of the relevant standards.



Overview of applications and testing functions

	6 V voltage test - e.g. models		400 V voltage test - 3-phase voltage systems		Semiconductor check
	12 V voltage test - e.g. car batteries		3 - 48 V measuring range		Load connection
	24 V voltage test - e.g. HGV batteries		Plug-in test probe		Phase sequence check
	50 V - limit of the dangerous voltage range for the human body		Car Check		Continuity check
	120 V voltage test - customary voltage in some countries, e.g. USA		Test probe illumination		
	230 V/240 V voltage test - customary voltage in the majority of European countries		Polarity check		



2-pole voltage testers

The main purpose of the voltage tester is to check the presence or absence of a voltage. The 2-pole voltage tester is an approved testing instrument that satisfies the requirements of the Industrial Safety Act.



Digital multimeters

Multimeters are able to measure a number of different parameters. The measuring options for voltage and resistance, plus continuity testing and the diode test are available on every instrument as standard.



Digital clamp-on meters

Digital clamp-on meters and clamp-on meter attachments and adapters are used for measuring AC and DC currents. The important advantage of these devices is that the measurements can be undertaken without interrupting the flow of current.



Network tester

Network testers enable you to make quick cabling tests and quick diagnoses of cabling errors.

Overview

Technical specification

Type designation	VT Digi Pro	VT Combi Pro	VT Master	LSP 4L	VT	VT CTB
Page number	G.6	G.7	G.7	G.9	G.8	G.8
Order No.	9918870000	9918860000	9918880000	9205050000	9918950000	9918970000
Rated voltage range	1 - 1.000 V AC/DC	6 - 690 V AC/DC	12 - 690 V AC/DC	12 - 690 V AC/DC	12 - 690 V AC/DC	3 - 48 V DC
Display	digital LCD	LED	LED	digital LCD	LED	LED
< 6 V	x					x
6 V	x	x				3-48 V
12 V	x	x	x	x	x	
24 V	x	x	x	x	x	
50 V	x	x	x	x	x	
120 V	x	x	x	x	x	
230 V	x	x	x	x	x	
400 V	x	x	x	x	x	
690 V	x	x	x	x	x	
1.000 V	x					
Polarity (+/-)	x	x	x	x	x	x
Continuity test with buzzer	x	x	x			
Single-pole phase test	x	x		x		
One-hand testing	x	x	x		x	
Illuminated measuring probes	x	x				
HOLD function	x					
Phase sequence indicator	x	x		x		
Switchable load	x	x				
30 mA RCD triggering via a button	x	x				
Power supply	2 x 1,5 V AAA	2 x 1,5 V AAA	2 x 1,5 V AAA	rechargeable battery		
Order no., battery	9201310000	9201310000	9201310000			
Order no., case	2544760000	2544760000	2544760000	2544760000	2544760000	2544760000
Order no. replacement measurement probes accessories	2565720000	2565720000	2565720000			

Safety features						
Category	CAT IV - 600 V CAT III - 1.000 V	CAT IV - 600 V CAT III - 690 V	CAT III - 600 V	CAT IV - 600 V CAT III - 690 V		
Peak resistance voltage	8 kV	8 kV	6 kV	12 kV	5 kV	
EN/IEC standard	DIN EN 61243-3: 2015-08	DIN EN 61243-3: 2015-08	DIN EN 61243-3: 2015-08	DIN EN 61243-3: 2015-08	DIN EN 61243-3: 2015-08	
Dimensions	264 x 67 x 33	264 x 67 x 33	235 x 60 x 28	231 x 48 x 37	210 x 55 x 21	158 x 34 x 22
Weight	295 g	288 g	181 g	170 g	115 g	50 g
Protection class	IP 65	IP 65	IP 54	IP 65	IP 64	
Operating temperature	-15 °C...+ 55 °C	-15 °C...+ 55 °C	-15 °C...+ 55 °C	-10 °C...+55 °C	-15 °C...+ 55 °C	+5 °C...+40 °C

VT Digi Pro



VT Combi Pro



VT Master



LSP 4L



VT



VT CTB



Digital voltage tester

Digital voltage testers

- LCD display including bar chart
- One-hand testing is possible
- Test probe protection
- Continuity test
- Low-battery indicator
- HOLD function
- Backlit
- Polarity detection
- Single-pole phase test is possible
- Battery included
- Incl. resistance measurement
- Large display
- Light sensor
- IP65

VT Digi Pro

Digital voltage tester



- Test probe illumination
- Selectable load for residual current testing
- Phase sequence indicator
- Frequency measurement
- Buzzer included
- Case included



Technical data

Nominal voltage
Input resistance, voltage
Peak voltage resistance
Frequency range
Measuring range category
Display
Working temperature
Protection degree
Approvals
Weight

Note

Ordering data

Version

Note

Accessories

Protective pouch

Note

DIGI CHECK PRO

1 V... 1000 V AC/DC
On operating the double switch $\geq 300 \text{ k}\Omega$
8 kV
16... 400 Hz
CAT III 1.000V / CAT IV 600V
LCD digital
-15... 55 °C
IP65
IEC 61243-3:2014 (DIN EN 61243-3:2015-08)
295 g
Buzzer included

Type	Qty.	Order No.
VT DIGI PRO	1	9918870000

Protective case included

Type	Qty.	Order No.
SKAI TASCHKE	1	2544760000
BATTERIE 1,5V MICRO	2	9201310000
PRSPSU	1	1332420000

2-pole voltage tester

- Automatic testing, identification and display of voltage type (AC or DC) and polarity
- Concisely arranged LED display
- Phase testing relative to earth
- Polarity testing
- Continuity and semiconductor testing
- Touch protection because of high input resistance
- Large voltage range

VT Combi Pro

2-pole voltage tester



- Phase sequence indicator
- Single-pole phase testing
- Buzzer included
- Batteries included

VT Master

2-pole voltage tester



- Buzzer included
- Battery included



Technical data

Nominal voltage
Input resistance, voltage
Peak voltage resistance
Frequency range
Measuring range category
Display
Working temperature
Protection degree
Approvals
Weight
Note

COMBI CHECK
6 V...690 V AC/DC
8 kV
16...400 Hz
CAT III - 690V/CAT IV - 600V
LED
-15...55 °C
IP65
IEC 61243-3:2014 (DIN EN 61243-3:2015-08)
290 g
Buzzer included

MASTER-CHECK
12 V...690 V AC/DC
6 kV
0...65 Hz
CAT III 600 V
LED
-15...55 °C
IP54
IEC 61243-3:2014 (DIN EN 61243-3:2015-08)
181 g
Buzzer included

Ordering data

Version
Note

Type	Qty.	Order No.
VT COMBI PRO	1	9918860000

Type	Qty.	Order No.
VT MASTER	1	9918880000

Accessories

Protective pouch
Note

Type	Qty.	Order No.
SKAI TASCHKE	1	2544760000
BATTERIE 1,5V MICRO	2	9201310000
PRSPSU	1	1332420000

Type	Qty.	Order No.
SKAI TASCHKE	1	2544760000
BATTERIE 1,5V MICRO	2	9201310000
PRSPSU	1	1332420000

2-pole voltage tester

2-pole voltage tester

VT CTB

2-pole voltage tester for cars



- Test probe
- Pin with sliding mechanism
- Cable length 130 cm
- Polarity detection

VT

2-pole voltage tester



- LED display for voltage and polarity
- Works without batteries
- Impact-resistant housing
- One-handed operation for sockets

G

Technical data

Nominal voltage
Input resistance, voltage
Peak voltage resistance
Frequency range
Display
Working temperature
Protection degree
Approvals
Weight
Note

VT CTB
3 V DC...48 V DC
0...65 Hz
LED
-10...50 °C
IP40
EN 61010-1, EN 61326
50 g

VT
12 V AC/DC...690 V AC/DC
5 kV
0...65 Hz
LED
-15...55 °C
IP64
EN/IEC 61010, EN 61243-3 2010
115 g

Ordering data

Version
Note

Type	Qty.	Order No.
VT CTB	1	9918970000

Type	Qty.	Order No.
VT	1	9918950000

Accessories

	Protective pouch
Note	

Type	Qty.	Order No.
SKAI TASCHÉ	1	2544760000

Type	Qty.	Order No.
SKAI TASCHÉ	1	2544760000

2-pole voltage tester

- Automatic testing, identification and display of voltage type (AC or DC) and polarity
- Clear display
- Phase testing relative to earth
- Polarity testing
- Continuity testing and semiconductor testing
- Touch-safety due to high input resistance
- Large voltage range

LSP 4L

2-pole voltage tester



- Maintenance free - without battery
- Integrated Lithium battery
- Surge-proof up to 8 kV
- Phase sequence indicator

Technical data

Nominal voltage
Input resistance, voltage
Peak voltage resistance
Frequency range
Display
Working temperature
Protection degree
Approvals
Weight
Note

LSP 4L
12 V AC/DC...690 V AC/DC
8 kV
0...500 Hz
digital
-15...45 °C
IP65
EN/IEC 61243-3 :2010-10 (VDE 0682 Part 401)
170 g
Note

Ordering data

Version
Note

Type	Qty.	Order No.
LSP 4L	1	9205050000
Note		



Overview of digital multimeters

Technical data

	Temphaser	125S	1037	2606	MG Kit CA 600
Page number	Page G.11	Page G.11	Page G.13	Page G.13	Page G.12
Order No.	9427300000	9425830000	9423580000	9427370000	9427460000
Measurement range					
• DC voltage	0.2 - 600 V	0.32 - 600 V	0.2 - 1,000 V	0.4 - 1,000 V	0.2 - 600 V
• AC voltage	0.2 - 600 V	0.32 - 600 V	0.2 - 750 V	0.4 - 750 V	0.2 - 600 V
• DC current				up to 1,500 A	0 - 600 A
• AC current			up to 200 A**	up to 2,000 A	0 - 600 A
• Resistance	up to 2,000 MΩ	up to 30 MΩ	up to 200 kΩ	up to 66 MΩ	up to 2,000 MΩ
• Capacitance	20 μF - 20 mF		up to 200 μF	1 nF - 6.6 mF	20 μF - 20 mF
• Frequency	10 Hz - 40 kHz			0.1 - 400 kHz	10 Hz - 40 kHz
• Temperature	-20 °C to +750 °C				-20 °C to +750 °C
Continuity test	x	x	x	x	x
Diode test	x	x	x	x	x
Phase sequence test	x				x
Selection of measuring range	manual	automatic	manual	automatic/manual	manual
HOLD function			x	x	
MAX/MIN function			x	x	
PEAK measurement				x	
Opening width of pliers			23 mm	57 mm	30 mm
Standard	EN/IEC 61010-1	EN/IEC 61010-1	EN/IEC 61010-1	EN/IEC 61010-1	EN/IEC 61010-1
Measurement range category	CAT III 600 V	CAT III 600 V	CAT III 1,000 V	CAT III 1,000 V	CAT III 600 V
Dimensions in mm	147 x 70 x 39	147 x 70 x 39	214,5 x 66 x 44	277 x 102 x 49	178 x 70 x 33

Accessories

	9 V battery	9 V battery	9 V battery	9 V battery	9 V battery
Power supply	9 V battery	9 V battery	9 V battery	9 V battery	9 V battery
Order no., battery	9004810000	9004810000	9004810000	9004810000	9004810000
Accessories (included)	2 x Test wires with test probe 1 x Test wire with alligator clip 2 x Alligator clip 1 x Temperature probe 1 x Belt clip 1 x Spare fuse	2 x Test wires with test probe 1 x Belt clip	2 x Test wires 2 x Short test probe 2 x Long test probe 2 x Test wire with alligator clip, thin 2 x Test wire with alligator clip, wide 1 x Pliers adapter 1 x Carry case	2 x Test wires with test probe 1 x Carry case	2 x Test wires with test probe 1 x Test wire with alligator clip 2 x Alligator clip 1 x Temperature probe 1 x Belt clip 1 x Spare fuse 1 x Portable case
Order No.	9205260000	9205270000	9205460000	9205270000	9205260000
Accessories test wires	(without temperature probe)	(without temperature probe)	(without pliers adapter)	(without temperature probe)	(without temperature probe)

**when connected with pliers adapter* acc. to EN 61243-3, in all low-voltage systems up to 1,000 V

Digital multimeters

- Measures voltages up to 600 V
- Resistance measurement and semiconductor test
- Battery status display

Temphaser

Temphaser



- Voltage and resistance measurements
- Capacitance and frequency measurements
- Temperature measurement (including temp. probe)
- Phase sequence measurement

Multimeter 125S

Digital multimeter



- Voltage and resistance measurements
- Automatic measuring range selection



Technical data

DC voltage measuring range
Resolution of DC voltage
AC voltage measuring range
Resolution of AC voltage
Resistance measuring range
Measured capacitance value
Frequency range
Temperature measuring range
Working temperature
Approvals
Weight
Note

TEMPHASER
0.2 - 600 V
0.2 - 600 V
0.2 Ω...2000 MΩ
20 µF...20 mF
10 Hz...40 kHz
-20...750 °C
0...50 °C
EN/IEC 61010-1
340 g
Note

MULTIMETER 125S
0.32 - 600 V
0.32 - 600 V
0.32 Ω...30 MΩ
0 Hz...100 Hz
0...50 °C
EN/IEC 61010-1
323 g
Note

Ordering data

Version
Note

Type	Qty.	Order No.
TEMPHASER	1	9427300000
Note		

Type	Qty.	Order No.
MULTIMETER 125S	1	9425830000
Note		

Accessories

Note

Type	Qty.	Order No.
ZUB TEMPHASER	1	9205260000
BLOCKBATTERIE 9V	1	9004810000
Delivered without temperature probe		
Note		

Type	Qty.	Order No.
ZUB MULTIMETER	1	9205270000
BLOCKBATTERIE 9V	1	9004810000
Delivered without belt clip		
Note		

Digital multimeters and current-measuring clamp-on attachment

Digital multimeters and current-measuring clamp-on attachment

- Measures voltages up to 600 V
- Measures currents up to 600 A with clamp-on attachment
- Resistance measurement and semiconductor test
- Battery status display

MG KIT CA 600

Digital multimeter + clamp-on attachment



- Capacitance measurement
- Frequency measurement
- Temperature measurement
- Phase sequence measurement



Technical data

DC voltage measuring range
Resolution of DC voltage
AC voltage measuring range
Resolution of AC voltage
Measured current value, max.
Opening width of current-measuring clamp-on attachment
Resistance measuring range
Measured capacitance value
Frequency range
Temperature measuring range
Working temperature
Approvals
Weight

Note

Ordering data

Version

Note

Accessories

Note

MG KIT CA 600

0.2 - 600 V

0.2 - 600 V

600 A

30 mm

0.2...2000 MΩ

20

10...40 kHz

-20...750 °C

0...50 °C

910 g

Type	Qty.	Order No.
MG KIT CA 600	1	9427460000

Type	Qty.	Order No.
ZUB TEMPHASER	1	9205260000
BLOCKBATTERIE 9V	1	9004810000

Delivered without temperature probe and belt clip

Digital multimeters

- Measures voltages up to 1000 V
- Resistance measurement and semiconductor test
- Capacitance measurement
- MAX/MIN memory
- HOLD function
- Battery status display
- Carry case included

Multimeter 1037

Digital multimeter



- Voltage measurement
- Current measurement
- Resistance measurement
- Non-contact voltage measurement is possible
- Extensive accessories

Multimeter 2606

Digital clamp-on measuring device



- Currents up to 2000 A measurable with clamp-on attachment
- Frequency measurement
- Voltage measurement
- Current measurement
- PEAK function



Technical data

DC voltage measuring range
 Resolution of DC voltage
 AC voltage measuring range
 Resolution of AC voltage
 Measured current value, max.
 Opening width of current-measuring clamp-on attachment
 Resistance measuring range
 Measured capacitance value
 Frequency range
 Temperature measuring range
 Working temperature
 Approvals
 Weight

Note

MULTIMETER 1037

0,2 - 1000 V

0,2 - 750 V

200 A

23 mm

0,2 Ω...200 kΩ

...200 µF

50 Hz...500 Hz

0...50 °C

EN/IEC 61010-1

258 g

MULTIMETER C 2606

0.66 - 1000 V

± 0.5%

0.66 - 750 V

± 0.5%

2000 A

57 mm

660 Ω...66 MΩ

6.6 nF...6.6 mF

1 MHz...66 Hz

0...50 °C

570 g

Ordering data

Version

Note

Accessories

Note

Type	Qty.	Order No.
MULTIMETER 1037	1	9423580000

Type	Qty.	Order No.
ZUB MULTI 1037	1	9205460000
BLOCKBATTERIE 9V	1	9004810000

Pliers adapter or carry case are not included in the delivery of accessories

Type	Qty.	Order No.
MULTIMETER C 2606	1	9427370000

Type	Qty.	Order No.
ZUB MULTIMETER	1	9205270000
BLOCKBATTERIE 9V	1	9004810000

No carry case

Accessories

The accessories for our measuring instruments meet the same demanding standards for quality and safety as those used for our instruments.

ZUB Temphaser



Included in delivery	Qty.	Order No.
Test wire with test probe	2	
Test wire with alligator clip	1	
Alligator clip	2	
ZUB TEMPHASER		9205260000

ZUB Multimeter 1037



Test wire	2	
Short test probe	2	
Long test probe	2	
Test wire with alligator clip, thin	2	
Test wire with alligator clip, wide	2	
ZUB MULTI 1037		9205460000

PS ZQV test adapter



PS ZQV set: test wire with test probe	2	
PS ZQV: test probe	2	
PS_ZQV_SET		1116710000
PS_ZQV		1121740000

ZUB Multimeter



Test wire with test probe	2	
ZUB MULTIMETER		9205270000

SKAI pouch



SKAI Pouch for 2-pole voltage tester	1	2544760000
Test probe	1	2565720000

Cable tester

Test equipment to test Ethernet cables for:

- External voltage
- Cable breakage
- Wire breakage
- Short-circuit
- Crossed wires
- Checking for twisted wires
- Testable cable length: max. 1000 m
- Wire connection: RJ45
- External-voltage resistance: 80 V AC / DC

LAN USB

LAN continuity tester



- Network cable tester for LAN and USB connections
- Including remote tester
- Connection option for RJ45 plug
- Manual and automatic test
- Display of connection faults (cable breakage, wrong connection, incorrect wiring)

IE-CT



- External voltage
- External-voltage resistance: 80 V AC / DC



Technical data

Display	
Testable cable length, max.	
Supply	
Type of connection	
Remote box dimensions	
Remote box weight	
Depth / Width / Height	mm
Weight	
Note	

LED	
1000	
9V battery	
RJ45, USB A, USB B	
65 x 28 x 27 mm	
30 g	
65 / 135 / 27	
174 g	

digital	
9V battery	
/ 70 / 36	
185 g	

Ordering data

Version	
Note	

Type	Qty.	Order No.
LAN USB TESTER	1	9205400000
Battery, accessories and bag included in delivery		

Type	Qty.	Order No.
IE-CT	1	8808420000
Further test boxes on request Battery included		

Non-contact magnetic field and voltage tester

Non-contact voltage testers

VT CL

Non-contact voltage tester



- Overvoltage category CAT IV 1000V
- Visible and acoustic voltage display
- Water-resistant and robust housing

VT LCL

Non-contact voltage tester



- Overvoltage category CAT IV 1000V
- Visible and acoustic voltage display
- Integrated flashlight
- Two selectable voltage levels / sensitivity ranges
- Including battery monitoring

Technical data

Nominal voltage
Display
Protection degree
Measuring range category
Battery type
Approvals
Weight
Note

VT CL
90 V AC...1000 V AC
Visual & acoustic
IP65
CAT IV 1000 V
1.5 V type AAA battery
DIN EN 61010-1, DIN EN 61326
60 g
Note

VT LCL
12 V AC...1000 V AC
Visual & acoustic
IP65
CAT IV 1000 V
1.5 V type AAA battery
DIN EN 61010-1, DIN EN 61326
60 g
Note

Ordering data

Version
Note

Type	Qty.	Order No.
VT CL	1	2436660000
Note		

Type	Qty.	Order No.
VT LCL	1	2436670000
Note		

Accessories

Note

Type	Qty.	Order No.
BATTERIE 1,5V MICRO	2	9201310000
Note		

Type	Qty.	Order No.
BATTERIE 1,5V MICRO	2	9201310000
Note		

Continuity testers and non-contact magnetic field testers

VT M

Non-contact magnetic field tester



- Integrated flashlight
- Magnetic field displayed with a red LED
- Water-resistant and robust housing
- Including battery monitoring

VT CTL

Continuity tester



- Flashlight function with continuous light
- Visual and acoustic feed-through
- Resistant to interference voltage

Technical data

Display
Protection degree
Battery type
Approvals
Weight
Note

VT M
Visual & acoustic
IP65
1.5 V type AAA battery
DIN EN 61010-1, DIN EN 61326
60 g
Note

VT CTL
Visual & acoustic
IP44
1.5 V type AAA battery
DIN EN 61010-1
140 g
Note

Ordering data

Version
Note

Type	Qty.	Order No.
VT M	1	2436680000
Note		

Type	Qty.	Order No.
VT CTL	1	2436690000
Note		

Accessories

Note

Type	Qty.	Order No.
BATTERIE 1,5V MICRO	2	9201310000
Note		

Type	Qty.	Order No.
BATTERIE 1,5V MICRO	2	9201310000
Note		

Tool sets

Tool sets	Introduction	H.2
	Tool chest	H.4
	Tool case	H.12
	Crimp sets and accessories	H.30
	Inserts	H.36
	Assortment boxes and cases	H.38

Within easy reach, always the right tool at hand

Extensively equipped bags and cases by Weidmüller

Tool cases and bags by Weidmüller

Within easy reach, always the right tool at hand - This helps efficient work with minimised search- and preparation times. The new product combinations present user benefits such as optimum functionality and offer practical factory equipment. The extensive and user-specific equipment provides the right tool for every application. The new Stripax® Ultimate is extremely suitable for hard and halogen-free insulation material. In addition the new two-pole voltage testers, such as the VT Digi Pro, provide a wide measuring range from 1 up to 1.000V AC/DC and high functionality by continuity test, rotating field display and resistance measurement.

Our easy to handle tool sets

Our tool bags are available in two different sizes and with various equipment. The P Bag has the size 260x170x50 mm while the P Bag XL is larger with the dimensions 320x220x50 mm. Both cases are reinforced and are fitted with a robust zip.

Our comprehensive tool case

Both tool cases offer large storage room with enough space for further components and tools. The Pro Case is a soft case with an adjustable carry strap. It features an inside pocket for documents as well as various rubber brackets for separate tools. The two side pockets can be opened and offer a variety of brackets for stowing different tools. In addition, there are small velcro fastened pockets to offer simple storage.

The lockable hard sided suitcase, Top Case, is constructed from robust polypropylene with wheels as well as a sturdy and ergonomic two-component carry strap. The case is shock-resistant even under temperature fluctuations. The two suitcase shells are connected with hinges and meshed with an aluminium frame. The case provides additional space for stowing different tools. If the space should prove insufficient, each tool panel can be removed to increase the storage potential. Furthermore different separators in the bottom area ensure order and clarity.





Organisation and efficiency in the workplace

The Weidmüller tool chest with interchangeable tool inserts

Wiring a cabinet is a time consuming process, but a very important one. With the Weidmüller tool chest, tools and working materials can be organised optimally for quick and efficient access at any time. This saves time and reduces costs.

The Weidmüller tool chest combines the best quality with intelligent features, that incorporate foam inlays that are perfectly tailored to the drawers. Thanks to their three-part

division, individual drawer layouts fit together so that tools are sorted according to their application. A label next to each tool cavity indicates which tool belongs in the space, this allows quick identification should a tool be missing. The incorporated QR-code links directly to relevant information for the tool including helpful application videos found in the online catalogue.



H

Simple Expansion

Perforated side walls and an optional rear panel allow expansion of the storage possibilities thanks to standard accessories.

Great flexibility

The three-part foam inserts enable application specific drawer layouts. The moulds of the tool inserts have a universal design making them suitable for different tools.

Distinct labelling

Easy to read labels show the name and article number of the tool whilst indicating the correct cavity. A QR-code links to further information about the tool in the online catalogue.

Your special advantages

- Three-part foam inserts with universal tool cavities for maximal flexibility
- Labelling fields with QR-codes for quick identification of missing tools
- standard accessories allow easy expansion



TOOL CHEST SET



Assembly

Description of article	Type	Qty.
Tool chest empty	TOOL CHEST	1
Foam inlay universal big	TC INL BIG 1	1
Foam inlay 16 mm ² + CST	TC INL THIRD 1	1
Foam inlay pliers	TC INL THIRD 2	1
Foam inlay 50 mm ²	TC INL THIRD 3	1
Foam inlay screwdrivers	TC INL THIRD 4	1
Foam inlay wrenches	TC INL THIRD 5	1
Foam inlay socket set	TC INL THIRD 6	1
Foam inlay tester	TC INL THIRD 7	1
Foam inlay multimeter	TC INL THIRD 8	1
Foam inlay clamp meter	TC INL THIRD 9	1
Mains-operated torque screwdriver with 1/4" drive	LG DMS PRO/ DMS 3	1

Technical data

Depth / Width / Height	525 / 894 / 928 mm
Weight	85500 GRM

Ordering data

Type	Qty.	Order No.
TOOL CHEST SET	1	2709760000
TOOL CHEST	1	2683640000

TC INL BIG 1



Assembly

Description of article	Type	Qty.
Folding Ruler	FOLDING RULER	1
Combined cutting/screwing tool	SWIFTY SET	1
VDE-insulated long-nose pliers with cutter, 200 mm long	FRZ S 200	1
Cutting tool for up to 8 mm outside diameter	KT 8	1
Stripping tool for up to 10 mm ²	STRIPAX	1
Crimping tool	PZ 6 ROTO L	1
Crimping tool for insulated connectors, 0.5-6 mm ²	CTI 6	1
Elektronic diagonal-cutting pliers	SUPER CUT	1
Sheathing strippers	AM 16	1
Tape measure	FLEXIMET 5 M	1
Lock-blade knife with plastic handle	SLICER 1K	1
Mains-operated torque screwdriver with 1/4" drive	DMS PRO	1
Battery for DMS PRO	AKKU DMS PRO	1
Angled slotted screwdriver, 0.6 x 3.0	SD TO 0,6X3,0	1
Bit with slotted blade 0.4 x 2.5 x 70	BIT E6,3 0,4X2,5X70	5
Bit with slotted blade 0.4 x 2.5 x 70	BIT E6,3 0,6X3,5X70	5
Bit with slotted blade 0.4 x 2.5 x 70	BIT E6,3 1,0X5,5X70	5
Bit with crosshead, Pozidrive size 1	BIT E6,3 PZ1X70	5
Bit with crosshead, Pozidrive size 2	BIT E6,3 PZ2X70	5
Bit with T15	BIT E6,3 T15 X 70	5
Bit with T20	BIT E6,3 T20 X 70	5
Bit with T40	BIT E6,3 T40 X 70	5

Technical data

Depth / Width / Height	447 / 600 / 50 mm
Weight	3901 GRM

Ordering data

Type	Qty.	Order No.
TC INL BIG 1	1	2683720000
TC INL BIG 1 EMPTY	1	2683730000

TC INL THIRD 1



Assembly

Description of article	Type	Qty.
Stripping tool for up to 16 mm ²	STRIPAX 16	1
Crimping tool	PZ 16	1
Sheathing stripper with interchangeable cassettes for coaxial cables and round data lines	CST	1
Cutting tool for up to 8 mm outside diameter	KT 8	1
Cutter cassette for CST, 3-part, length 7.5mm, 3.5mm	MEKA BR CST	1
Cutter cassette for CST, 2-part, length 6.0mm	MEKA RT CST	1
Cutter cassette for CST, 2-part, length 6.5mm	MEKA BL CST	1

Technical data

Depth / Width / Height	447 / 200 / 50 mm
Weight	384.4 GRM

Ordering data

Type	Qty.	Order No.
TC INL THIRD 1	1	2683740000
TC INL THIRD 1 EMPTY	1	2683750000

TC INL THIRD 2



Assembly

Description of article	Type	Qty.
VDE-insulated combination pliers, 180 mm long	KBZ 180	1
VDE-insulated heavy-duty diagonal-cutting pliers, 160 mm long	SE HD 160	1
VDE-insulated long-nose pliers with cutter, 160 mm long	FRZ S 160	1
Screwing tool	SK WSD-S 1,5-10,0	1

Technical data

Depth / Width / Height	447 / 200 / 50 mm
Weight	262.6 GRM

Ordering data

Type	Qty.	Order No.
TC INL THIRD 2	1	2683760000
TC INL THIRD 2 EMPTY	1	2683770000

TC INL THIRD 3



Assembly

Description of article	Type	Qty.
Cutting tool for up to 22 mm outside diameter	KT 22	1
Crimping tool	PZ 50	1
Sheathing strippers	AM 25	1
Sheathing stripper for up to 35mm outer diameter	AM 35	1


Technical data

Depth / Width / Height	447 / 200 / 50 mm
Weight	1729 GRM

Ordering data

Type	Qty.	Order No.
TC INL THIRD 3	1	2683780000
TC INL THIRD 3 EMPTY	1	2683790000

TC INL THIRD 4



Assembly

Description of article	Type	Qty.
VDE-insulated torque screwdriver, 0.5-1.7 Nm	DMSI MANUELL 0,5-1,7	1
VDE-insulated interchangeable bit for slotted screws, size 0.4 x 2.5	WB SI SL 0.4X2.5	1
VDE-insulated interchangeable bit for slotted screws, size 0.5 x 3	WB SI SL 0.5X3.0	1
VDE-insulated interchangeable bit for slotted screws size 0.6 x 3.5	WB SI SL 0.6X3.5	1
VDE-insulated interchangeable bit for slotted screws, size 0.8 x 4	WB SI SL 0,8X4,0	1
VDE-insulated interchangeable bit for slotted screws, size 1 x 5.5	WB SI SL 1,0X5,5	1
VDE insulated interchangeable bit for crosshead screws, Pozidrive, size 1	WB IK SL PZ1	1
VDE insulated interchangeable bit for crosshead screws, Pozidrive, size 2	WB IK SL PZ2	1
VDE insulated interchangeable blade for hexagonal head screws	WB I SK 2.5	1
VDE insulated interchangeable blade for hexagonal head screws	WB I SK 3	1
VDE insulated interchangeable blade for hexagonal head screws	WB I SK 4	1
VDE insulated interchangeable blade for hexagonal head screws	WB I SK 5	1
VDE insulated interchangeable bit for crosshead screws, Phillips head, size 1	WB IK SL PH1	1
VDE insulated interchangeable bit for crosshead screws, Phillips head, size 2	WB IK SL PH2	1
VDE insulated interchangeable blade for Torx screws	WB I T10	1
VDE insulated interchangeable blade for Torx screws	WB I T15	1
VDE insulated interchangeable blade for Torx screws	WB I T20	1
VDE insulated interchangeable blade for square head screws	WB I VK 1	1
VDE insulated interchangeable blade for square head screws	WB I VK 2	1
VDE-insulated Slotted and crosshead PH-SD screwdriver set, SlimLine	SDI SET SLIM S3.5-6.5/PH1/2	1

Technical data

Depth / Width / Height	447 / 200 / 50 mm
Weight	1002.2 GRM

Ordering data

Type	Qty.	Order No.
TC INL THIRD 4	1	2683800000
TC INL THIRD 4 EMPTY	1	2683810000

TC INL THIRD 5



Assembly

Description of article	Type	Qty.
Ring spanner set	PACK HEXA 8-13	1
Wrench Set	WRENCH SET	1

TC INL THIRD 6



Assembly

Description of article	Type	Qty.
Screwed gland tool	SCREWTY SET	1
Cable gland tool, 11-24 AF	FLECAFIX 11/24	1
Cable gland tool, 24-36 AF	FLECAFIX 24/36	1
Socket Set	SOCKET SET	1

Technical data

Depth / Width / Height	447 / 200 / 50 mm
Weight	1840 GRM

Ordering data

Type	Qty.	Order No.
TC INL THIRD 5	1	2683820000
TC INL THIRD 5 EMPTY	1	2683830000

Technical data

Depth / Width / Height	447 / 200 / 50 mm
Weight	1259 GRM

Ordering data

Type	Qty.	Order No.
TC INL THIRD 6	1	2683840000
TC INL THIRD 6 EMPTY	1	2683850000

TC INL THIRD 7



Assembly

Description of article	Type	Qty.
Non-contact magnetic field tester	VT M	1
Non-contact voltage tester	VT LCL	1
Voltage tester up to 1000 V / 100 Hz LCD	VT DIGI PRO	1

Technical data

Depth / Width / Height	447 / 200 / 50 mm
Weight	262.6 GRM

Ordering data

Type	Qty.	Order No.
TC INL THIRD 7	1	2683860000
TC INL THIRD 7 EMPTY	1	2683870000

TC INL THIRD 8



Assembly

Description of article	Type	Qty.
Measurement device set V, A, Ω, F, Hz, °C, °F	TEMPHASER	1

Technical data

Depth / Width / Height	447 / 200 / 50 mm
Weight	262.6 GRM

Ordering data

Type	Qty.	Order No.
TC INL THIRD 8	1	2683880000
TC INL THIRD 8 EMPTY	1	2683890000

TC INL THIRD 9



Assembly

Description of article	Type	Qty.
Digital clamp-on measuring device	MULTIMETER C 2606	1

Technical data

Depth / Width / Height	447 / 200 / 50 mm
Weight	970.4 GRM

Ordering data

Type	Qty.	Order No.
TC INL THIRD 9	1	2683900000
TC INL THIRD 9 EMPTY	1	2683910000

Weidmüller tool chest accessories


Additional equipment for individual applications



Perforated wall
Optional perforated rear wall made of sheet steel with square perforation 10 x 10 mm. Outside dimensions 640 x 660 mm.



Container strip
Additional container strip made of sheet steel with safety angle and a capacity of up to 15 kg. For mounting onto perforated wall.



Side shelf
Provides additional working space of 380 x 310 mm incl. non slip mat.



Paper roll holder
The paper roll holder offers space for roles with diameter of 400 mm and a length of 360 mm.



Spray can holder
The optional spray can holder has a height of 70 mm and a width of 380 mm.



Waste bin
An additional waste bin allows cleanliness at your workplace with a 14 liter capacity.



TFT-monitor holder
To include flat screens with VESA-base plate. 75 x 75 mm or 100 x 100 mm perforations. The holder allows a stepless inclination of the monitor. For mounting onto container strip.



2683960000



2683950000



2683940000

Foam inserts free cavity
If, in addition to Weidmüller tools, other objects and small parts need to be stored in a non-slip and tidy manner, the Weidmüller foam inserts with 1, 2 or 3 free spaces are the ideal addition. With the same dimensions as the other inserts, they fit perfect into the overall picture.

Accessories tool chest

Type	Description of article	Qty.	Order No.
TC LORW	Perforated wall	1	2683650000
TC BHLE	Container strip	1	2683660000
TC ZUAL	Side shelf	1	2683670000
TC PRHA	Paper roll holder	1	2683680000
TC SDHA	Spray can holder	1	2683690000
TC ABFBH	Waste bin	1	2683700000
TC TFTHA	TFT-monitor holder	1	2683710000
TC INL THIRD EMPTY 1 FIELD	Foam insert 1 field	1	2683940000
TC INL THIRD EMPTY 2 FIELDS	Foam insert 2 fields	1	2683950000
TC INL THIRD EMPTY 3 FIELDS	Foam insert 3 fields	1	2683960000

Tool case

Pro Case Premium



Assembly

Description of article	Type	Qty.
Toolbox, empty	PRO CASE LEER	1
Sheathing strippers	AM 25	1
Cutting tool for up to 8 mm outside diameter	KT 8	1
Stripping tool for up to 10 mm ²	STRIPAX	1
Crimping tool	PZ 6 ROTO L	1
Wire end ferrule	H-BOX 0,5-2,5QMM DIN	1
Sheathing stripper for UTP and STP data cables	AM 12	1
Voltage tester up to 1000 V / 100 Hz LCD	VT DIGI PRO	1
Voltage tester up to 690 V / 100 Hz LED	VT COMBI PRO	1
Junction box sheathing stripper with indiv. core stripping unit and longitudinal cutter	STRIPPER ROUND TOP	1
VDE-insulated long-nose pliers with cutter, 160 mm long	FRZ S 160	1
VDE-insulated diagonal-cutting pliers, 180 mm long	SE HD 180	1
VDE-insulated combination pliers, 180 mm long	KBZ 180	1
VDE-insulated round-nose pliers with long jaws	RZ 160	1
VDE-insulated wire-stripping pliers for conductors up to 5mm diameter	AIZ 160	1
Universal electrical cabinet key	CROSS-KEY UNIVERSAL	1
Combined cutting/screwing tool	SWIFTY SET	1
Screwing tool	SK WSD-S 1,5-10,0	1
Allen key with ball head	SKS 2,0-8,0 MR	1
Torque screwdriver, from 0.5-1.7 Nm	DMS MANUELL 0,5-1,7	1
VDE-insulated Slotted and crosshead PH-SD screwdriver set, SlimLine	SDI SET SLIM S3.5-6.5/PH1/2	1
Slotted and crosshead PH screwdriver set	SD SET S2.5-5.5/PH1/2	1
Screwing tool	BIT-BOX 11	1

Technical data

Depth / Width / Height	170 / 480 / 400 mm
Weight	8494.78 GRM

Ordering data

Type	Qty.	Order No.
PRO CASE PREMIUM	1	9202460000
PRO CASE LEER	1	9202470000

Top Case Premium



Assembly

Description of article	Type	Qty.
Toolbox, empty	TOP CASE	1
Cutting tool for up to 8 mm outside diameter	KT 8	1
Sheathing strippers	AM 25	1
Sheathing strippers	AM 16	1
Sheathing stripper for UTP and STP data cables	AM 12	1
Stripping tool for up to 10 mm ²	STRIPAX	1
Crimping tool	PZ 6 ROTO L	1
Wire end ferrule	H-BOX 0,5-2,5QMM DIN	1
Voltage tester up to 1000 V / 100 Hz LCD	VT DIGI PRO	1
Voltage tester up to 690 V / 100 Hz LED	VT COMBI PRO	1
Junction box sheathing stripper with indiv. core stripping unit and longitudinal cutter	STRIPPER ROUND TOP	1
VDE-insulated long-nose pliers with cutter, 160 mm long	FRZ S 160	1
VDE-insulated diagonal-cutting pliers, 180 mm long	SE HD 180	1
VDE-insulated combination pliers, 180 mm long	KBZ 180	1
VDE-insulated round-nose pliers with long jaws	RZ 160	1
Universal electrical cabinet key	CROSS-KEY UNIVERSAL	1
Combined cutting/screwing tool	SWIFTY SET	1
Screwing tool	SK WSD-S 1,5-10,0	1
Allen key with ball head	SKS 2,0-8,0 MR	1
Screwing tool	BIT-BOX 11	1
Slotted and crosshead PH screwdriver set	SD SET S2.5-5.5/PH1/2	1
VDE-insulated Slotted and crosshead PH-SD screwdriver set, SlimLine	SDI SET SLIM S3.5-6.5/PH1/2	1
Torque screwdriver, from 0.5-1.7 Nm	DMS MANUELL 0,5-1,7	1

Technical data

Depth / Width / Height	352 / 465 / 255 mm
Weight	11290 GRM

Ordering data

Type	Qty.	Order No.
TOP CASE PREMIUM	1	1345320000
TOP CASE	1	1345330000

Pro Case Insta



Assembly

Description of article	Type	Qty.
Toolbox, empty	PRO CASE LEER	1
Sheathing strippers	AM 25	1
Cutting tool for up to 8 mm outside diameter	KT 8	1
Stripping tool for up to 10 mm ²	STRIPAX	1
Crimping tool	PZ 6 ROTO L	1
Wire end ferrule	H-BOX 0,5-2,5QMM DIN	1
Sheathing stripper for UTP and STP data cables	AM 12	1
Voltage tester up to 690 V / 100 Hz LED	VT COMBI PRO	1
Junction box sheathing stripper with indiv. core stripping unit and longitudinal cutter	STRIPPER ROUND TOP	1
VDE-insulated long-nose pliers with cutter, 160 mm long	FRZ S 160	1
VDE-insulated diagonal-cutting pliers, 180 mm long	SE HD 180	1
VDE-insulated combination pliers, 180 mm long	KBZ 180	1
Universal electrical cabinet key	CROSS-KEY UNIVERSAL	1
Screwing tool	SK WSD-S 1,5-10,0	1
Allen key with ball head	SKS 2,0-8,0 MR	1
Ring spanner set	PACK HEXA 8-13	1
VDE-insulated Slotted and crosshead PH-SD screwdriver set, SlimLine	SDI SET SLIM S3.5-6.5/PH1/2	1
Tape measure	FLEXIMET 5 M	1

Technical data

Depth / Width / Height	170 / 480 / 400 mm
Weight	7401.78 GRM

Ordering data

Type	Qty.	Order No.
PRO CASE INSTA	1	9203160000
PRO CASE LEER	1	9202470000

Top Case Insta



Assembly

Description of article	Type	Qty.
Sheathing strippers	AM 25	1
Cutting tool for up to 8 mm outside diameter	KT 8	1
Stripping tool for up to 10 mm ²	STRIPAX	1
Crimping tool	PZ 6 ROTO L	1
Wire end ferrule	H-BOX 0,5-2,5QMM DIN	1
Sheathing stripper for UTP and STP data cables	AM 12	1
Voltage tester up to 690 V / 100 Hz LED	VT COMBI PRO	1
Tape measure	FLEXIMET 5 M	1
Toolbox, empty	TOP CASE	1
Junction box sheathing stripper with indiv. core stripping unit and longitudinal cutter	STRIPPER ROUND TOP	1
VDE-insulated long-nose pliers with cutter, 160 mm long	FRZ S 160	1
VDE-insulated diagonal-cutting pliers, 180 mm long	SE HD 180	1
VDE-insulated combination pliers, 180 mm long	KBZ 180	1
Universal electrical cabinet key	CROSS-KEY UNIVERSAL	1
Screwing tool	SK WSD-S 1,5-10,0	1
Allen key with ball head	SKS 2,0-8,0 MR	1
Ring spanner set	PACK HEXA 8-13	1
VDE-insulated Slotted and crosshead PH-SD screwdriver set, SlimLine	SDI SET SLIM S3.5-6.5/PH1/2	1

Technical data

Depth / Width / Height	352 / 465 / 255 mm
Weight	10800 GRM

Ordering data

Type	Qty.	Order No.
TOP CASE INSTA	1	1345310000
TOP CASE	1	1345330000

Tool case

Pro Case 16



Assembly

Description of article	Type	Qty.
Toolbox, empty	PRO CASE LEER	1
Cutting tool for up to 8 mm outside diameter	KT 8	1
VDE-insulated combination pliers, 180 mm long	KBZ 180	1
VDE-insulated diagonal-cutting pliers, 180 mm long	SE HD 180	1
VDE-insulated long-nose pliers with cutter, 160 mm long	FRZ S 160	1
Stripping tool for up to 10 mm ²	STRIPAX	1
Stripping tool for up to 16 mm ²	STRIPAX 16	1
Sheathing strippers	AM 16	1
Crimping tool	PZ 6 ROTO L	1
Crimping tool	PZ 16	1
VDE-insulated Slotted and crosshead PH-SD screwdriver set, SlimLine	SDI SET SLIM S3.5-6.5/PH1/2	1
Voltage tester up to 1000 V / 100 Hz LCD	VT DIGI PRO	1
Non-contact voltage tester	VT LCL	1
Continuity testers	VT CTL	1
Wire end ferrule	H-BOX 0,5-2,50MM DIN	1
Wire end ferrule	H-BOX 4,0-16,00MM DIN	1
Tape measure	FLEXIMET 5 M	1

Technical data

Depth / Width / Height	170 / 480 / 400 mm
Weight	6062 GRM

Ordering data

Type	Qty.	Order No.
PRO CASE 16	1	2602270000
PRO CASE LEER	1	9202470000

Top Case 16



Assembly

Description of article	Type	Qty.
Toolbox, empty	TOP CASE	1
Cutting tool for up to 8 mm outside diameter	KT 8	1
VDE-insulated combination pliers, 180 mm long	KBZ 180	1
VDE-insulated diagonal-cutting pliers, 180 mm long	SE HD 180	1
VDE-insulated long-nose pliers with cutter, 160 mm long	FRZ S 160	1
Stripping tool for up to 10 mm ²	STRIPAX	1
Stripping tool for up to 16 mm ²	STRIPAX 16	1
Sheathing strippers	AM 16	1
Crimping tool	PZ 6 ROTO L	1
Crimping tool	PZ 16	1
Voltage tester up to 1000 V / 100 Hz LCD	VT DIGI PRO	1
Non-contact voltage tester	VT LCL	1
Continuity testers	VT CTL	1
Wire end ferrule	H-BOX 0,5-2,50MM DIN	1
Wire end ferrule	H-BOX 4,0-16,00MM DIN	1
Tape measure	FLEXIMET 5 M	1
VDE-insulated Slotted and crosshead PH-SD screwdriver set, SlimLine	SDI SET SLIM S3.5-6.5/PH1/2	1

Technical data

Depth / Width / Height	352 / 465 / 255 mm
Weight	10306 GRM

Ordering data

Type	Qty.	Order No.
TOP CASE 16	1	2602310000
TOP CASE	1	1345330000

Pro Case UL



Assembly

Description of article	Type	Qty.
Toolbox, empty	PRO CASE LEER	1
Cutting tool for up to 8 mm outside diameter	KT 8	1
VDE-insulated combination pliers, 180 mm long	KBZ 180	1
VDE-insulated diagonal-cutting pliers, 180 mm long	SE HD 180	1
VDE-insulated long-nose pliers with cutter, 160 mm long	FRZ S 160	1
Stripping tool for up to 10 mm ²	STRIPAX	1
Junction box sheathing stripper with indiv. core stripping unit and longitudinal cutter	STRIPPER ROUND TOP	1
Wire stripper unit	STRIPAX ULTIMATE	1
Sheathing strippers	AM 16	1
Crimping tool	PZ 10 HEX	1
Screwing tool	SK WSD-S 1,5-10,0	1
Slotted and crosshead PH screwdriver set	SD SET S2.5-5.5/PH1/2	1
VDE-insulated Slotted and crosshead PH-SD screwdriver set, SlimLine	SDI SET SLIM S3.5-6.5/PH1/2	1
Universal electrical cabinet key	CROSS-KEY UNIVERSAL	1
Voltage tester up to 1000 V / 100 Hz LCD	VT DIGI PRO	1
Non-contact voltage tester	VT LCL	1
Continuity testers	VT CTL	1
Wire end ferrule	H-BOX 0,5-2,50MM DIN	1
Tape measure	FLEXIMET 5 M	1

Technical data

Depth / Width / Height	170 / 480 / 400 mm
Weight	6563 GRM

Ordering data

Type	Qty.	Order No.
PRO CASE UL	1	2602260000
PRO CASE LEER	1	9202470000

Top Case UL



Assembly

Description of article	Type	Qty.
Cutting tool for up to 8 mm outside diameter	KT 8	1
VDE-insulated combination pliers, 180 mm long	KBZ 180	1
VDE-insulated diagonal-cutting pliers, 180 mm long	SE HD 180	1
VDE-insulated long-nose pliers with cutter, 160 mm long	FRZ S 160	1
Stripping tool for up to 10 mm ²	STRIPAX	1
Junction box sheathing stripper with indiv. core stripping unit and longitudinal cutter	STRIPPER ROUND TOP	1
Wire stripper unit	STRIPAX ULTIMATE	1
Sheathing strippers	AM 16	1
Crimping tool	PZ 10 HEX	1
Screwing tool	SK WSD-S 1,5-10,0	1
VDE-insulated Slotted and crosshead PH-SD screwdriver set, SlimLine	SDI SET SLIM S3.5-6.5/PH1/2	1
Slotted and crosshead PH screwdriver set	SD SET S2.5-5.5/PH1/2	1
Universal electrical cabinet key	CROSS-KEY UNIVERSAL	1
Voltage tester up to 1000 V / 100 Hz LCD	VT DIGI PRO	1
Non-contact voltage tester	VT LCL	1
Continuity testers	VT CTL	1
Wire end ferrule	H-BOX 0,5-2,50MM DIN	1
Tape measure	FLEXIMET 5 M	1
Toolbox, empty	TOP CASE	1

Technical data

Depth / Width / Height	352 / 465 / 255 mm
Weight	10858 GRM

Ordering data

Type	Qty.	Order No.
TOP CASE UL	1	2602300000
TOP CASE	1	1345330000

Tool case

Pro Case ELEC



Assembly

Description of article	Type	Qty.
Toolbox, empty	PRO CASE LEER	1
Cutting tool for up to 8 mm outside diameter	KT 8	1
VDE-insulated combination pliers, 180 mm long	KBZ 180	1
VDE-insulated diagonal-cutting pliers, 180 mm long	SE HD 180	1
VDE-insulated long-nose pliers with cutter, 160 mm long	FRZ S 160	1
Stripping tool for up to 10 mm ²	STRIPAX	1
Wire stripper unit	STRIPAX ULTIMATE	1
Sheathing strippers	AM 16	1
Junction box sheathing stripper with indiv. core stripping unit and longitudinal cutter	STRIPPER ROUND TOP	1
Crimping tool	PZ 10 HEX	1
Crimping tool for insulated connectors, 0.5-6 mm ²	CTI 6	1
Screwing tool	SK WSD-S 1,5-10,0	1
VDE-insulated Slotted and crosshead PH-SD screwdriver set, SlimLine	SDI SET SLIM S3.5-6.5/PH1/2	1
Slotted and crosshead PH screwdriver set	SD SET S2.5-5.5/PH1/2	1
Universal electrical cabinet key	CROSS-KEY UNIVERSAL	1
Voltage tester up to 1000 V / 100 Hz LCD	VT DIGI PRO	1
Non-contact voltage tester	VT LCL	1
Continuity testers	VT CTL	1
Wire end ferrule	H-BOX 0,5-2,5QMM DIN	1
Tape measure	FLEXIMET 5 M	1

Top Case ELEC



Assembly

Description of article	Type	Qty.
Toolbox, empty	TOP CASE	1
Cutting tool for up to 8 mm outside diameter	KT 8	1
VDE-insulated combination pliers, 180 mm long	KBZ 180	1
VDE-insulated diagonal-cutting pliers, 180 mm long	SE HD 180	1
VDE-insulated long-nose pliers with cutter, 160 mm long	FRZ S 160	1
Stripping tool for up to 10 mm ²	STRIPAX	1
Wire stripper unit	STRIPAX ULTIMATE	1
Sheathing strippers	AM 16	1
Junction box sheathing stripper with indiv. core stripping unit and longitudinal cutter	STRIPPER ROUND TOP	1
Crimping tool	PZ 10 HEX	1
Crimping tool for insulated connectors, 0.5-6 mm ²	CTI 6	1
Screwing tool	SK WSD-S 1,5-10,0	1
Universal electrical cabinet key	CROSS-KEY UNIVERSAL	1
Voltage tester up to 1000 V / 100 Hz LCD	VT DIGI PRO	1
Non-contact voltage tester	VT LCL	1
Continuity testers	VT CTL	1
Wire end ferrule	H-BOX 0,5-2,5QMM DIN	1
Tape measure	FLEXIMET 5 M	1
VDE-insulated Slotted and crosshead PH-SD screwdriver set, SlimLine	SDI SET SLIM S3.5-6.5/PH1/2	1
Slotted and crosshead PH screwdriver set	SD SET S2.5-5.5/PH1/2	1

Technical data

Depth / Width / Height	170 / 480 / 400 mm
Weight	7266 GRM

Ordering data

Type	Qty.	Order No.
PRO CASE ELEC	1	2602280000
PRO CASE LEER	1	9202470000

Technical data

Depth / Width / Height	352 / 465 / 255 mm
Weight	11549 GRM

Ordering data

Type	Qty.	Order No.
TOP CASE ELEC	1	2602320000
TOP CASE	1	1345330000

Pro Case CAB



Assembly

Description of article	Type	Qty.
Toolbox, empty	PRO CASE LEER	1
Cutting tool for up to 8 mm outside diameter	KT 8	1
VDE-insulated combination pliers, 180 mm long	KBZ 180	1
VDE-insulated diagonal-cutting pliers, 180 mm long	SE HD 180	1
VDE-insulated long-nose pliers with cutter, 160 mm long	FRZ S 160	1
Stripping tool for up to 10 mm ²	STRIPAX	1
Junction box sheathing stripper with indiv. core stripping unit and longitudinal cutter	STRIPPER ROUND TOP	1
Crimping tool	PZ 10 HEX	1
Combined cutting/screwing tool	SWIFTY SET	1
Screwing tool	SK WSD-S 1,5-10,0	1
VDE-insulated Slotted and crosshead PH-SD screwdriver set, SlimLine	SDI SET SLIM S3.5-6.5/PH1/2	1
Universal electrical cabinet key	CROSS-KEY UNIVERSAL	1
Torx wrenches with hole drilled in tip, 8-piece set	TH-S 9-40	1
Voltage tester up to 1000 V / 100 Hz LCD	VT DIGI PRO	1
Non-contact voltage tester	VT LCL	1
Wire end ferrule	H-BOX 0,5-2,50MM DIN	1
Continuity testers	VT CTL	1
Tape measure	FLEXIMET 5 M	1

Technical data

Depth / Width / Height	170 / 480 / 400 mm
Weight	6162 GRM

Ordering data

Type	Qty.	Order No.
PRO CASE CAB	1	2602250000
PRO CASE LEER	1	9202470000

Top Case CAB



Assembly

Description of article	Type	Qty.
Cutting tool for up to 8 mm outside diameter	KT 8	1
VDE-insulated combination pliers, 180 mm long	KBZ 180	1
VDE-insulated diagonal-cutting pliers, 180 mm long	SE HD 180	1
VDE-insulated long-nose pliers with cutter, 160 mm long	FRZ S 160	1
Stripping tool for up to 10 mm ²	STRIPAX	1
Junction box sheathing stripper with indiv. core stripping unit and longitudinal cutter	STRIPPER ROUND TOP	1
Crimping tool	PZ 10 HEX	1
Combined cutting/screwing tool	SWIFTY SET	1
Screwing tool	SK WSD-S 1,5-10,0	1
VDE-insulated Slotted and crosshead PH-SD screwdriver set, SlimLine	SDI SET SLIM S3.5-6.5/PH1/2	1
Universal electrical cabinet key	CROSS-KEY UNIVERSAL	1
Torx wrenches with hole drilled in tip, 8-piece set	TH-S 9-40	1
Voltage tester up to 1000 V / 100 Hz LCD	VT DIGI PRO	1
Non-contact voltage tester	VT LCL	1
Wire end ferrule	H-BOX 0,5-2,50MM DIN	1
Continuity testers	VT CTL	1
Tape measure	FLEXIMET 5 M	1
Toolbox, empty	TOP CASE	1

Technical data

Depth / Width / Height	352 / 465 / 255 mm
Weight	10410 GRM

Ordering data

Type	Qty.	Order No.
TOP CASE CAB	1	2602290000
TOP CASE	1	1345330000

Tool case

P BAG XL SET1



Assembly

Description of article	Type	Qty.
Toolbag, empty	P BAG BIG	1
Cutting tool for up to 8 mm outside diameter	KT 8	1
Stripping tool for up to 10 mm ²	STRIPAX	1
Sheathing strippers	AM 25	1
Crimping tool	PZ 6 ROTO L	1
Voltage tester up to 690 V / 100 Hz LED	VT COMBI PRO	1
VDE-insulated screwdriver with slotted blade 0.6x3.5x100, SlimLine	SDIS SLIM 0.6X3.5X100	1
VDE-insulated screwdriver with slotted blade 0.8x4.0x100, SlimLine	SDIS SLIM 0.8X4.0X100	1
VDE-insulated crosshead screwdriver, Phillips size 1, SlimLine	SDIK SLIM PH1 X 80	1
VDE-insulated crosshead screwdriver, Phillips size 2, SlimLine	SDIK SLIM PH2 X 100	1

P BAG XL SET2



Assembly

Description of article	Type	Qty.
Toolbag, empty	P BAG BIG	1
Cutting tool for up to 8 mm outside diameter	KT 8	1
Stripping tool for up to 10 mm ²	STRIPAX	1
Sheathing strippers	AM 25	1
Crimping tool	PZ 6 ROTO L	1
Voltage tester up to 1000 V / 100 Hz LCD	VT DIGI PRO	1
VDE-insulated screwdriver with slotted blade 0.6x3.5x100, SlimLine	SDIS SLIM 0.6X3.5X100	1
VDE-insulated screwdriver with slotted blade 0.8x4.0x100, SlimLine	SDIS SLIM 0.8X4.0X100	1
VDE-insulated crosshead screwdriver, Phillips size 1, SlimLine	SDIK SLIM PH1 X 80	1
VDE-insulated crosshead screwdriver, Phillips size 2, SlimLine	SDIK SLIM PH2 X 100	1

H

Technical data

Depth / Width / Height	220 / 320 / 60 mm
Weight	1983 GRM

Ordering data

Type	Qty.	Order No.
P BAG XL SET 1	1	2602110000
P BAG BIG	1	2576620000

Technical data

Depth / Width / Height	220 / 320 / 60 mm
Weight	1963 GRM

Ordering data

Type	Qty.	Order No.
P BAG XL SET 2	1	2602120000
P BAG BIG	1	2576620000

P BAG XL SET3



Assembly

Description of article	Type	Qty.
Toolbag, empty	P BAG BIG	1
Cutting tool for up to 8 mm outside diameter	KT 8	1
Stripping tool for up to 10 mm ²	STRIPAX	1
Sheathing strippers	AM 25	1
Crimping tool	PZ 10 HEX	1
Voltage tester up to 690 V / 100 Hz LED	VT COMBI PRO	1
VDE-insulated screwdriver with slotted blade 0.6x3.5x100, SlimLine	SDIS SLIM 0.6X3.5X100	1
VDE-insulated screwdriver with slotted blade 0.8x4.0x100, SlimLine	SDIS SLIM 0.8X4.0X100	1
VDE-insulated crosshead screwdriver, Phillips size 1, SlimLine	SDIK SLIM PH1 X 80	1
VDE-insulated crosshead screwdriver, Phillips size 2, SlimLine	SDIK SLIM PH2 X 100	1

Technical data

Depth / Width / Height	220 / 320 / 60 mm
Weight	2056 GRM

Ordering data

Type	Qty.	Order No.
P BAG XL SET 3	1	2602130000
P BAG BIG	1	2576620000

P BAG XL SET4



Assembly

Description of article	Type	Qty.
Toolbag, empty	P BAG BIG	1
Cutting tool for up to 8 mm outside diameter	KT 8	1
Stripping tool for up to 10 mm ²	STRIPAX	1
Sheathing strippers	AM 25	1
Crimping tool	PZ 10 HEX	1
Voltage tester up to 1000 V / 100 Hz LCD	VT DIGI PRO	1
VDE-insulated screwdriver with slotted blade 0.6x3.5x100, SlimLine	SDIS SLIM 0.6X3.5X100	1
VDE-insulated screwdriver with slotted blade 0.8x4.0x100, SlimLine	SDIS SLIM 0.8X4.0X100	1
VDE-insulated crosshead screwdriver, Phillips size 1, SlimLine	SDIK SLIM PH1 X 80	1
VDE-insulated crosshead screwdriver, Phillips size 2, SlimLine	SDIK SLIM PH2 X 100	1

Technical data

Depth / Width / Height	220 / 320 / 60 mm
Weight	2038 GRM

Ordering data

Type	Qty.	Order No.
P BAG XL SET 4	1	2602140000
P BAG BIG	1	2576620000

P BAG XL SET5



Assembly

Description of article	Type	Qty.
Toolbag, empty	P BAG BIG	1
Cutting tool for up to 8 mm outside diameter	KT 8	1
Stripping tool for up to 10 mm ²	STRIPAX	1
Sheathing strippers	AM 25	1
Crimping tool	PZ 10 SQR	1
Voltage tester up to 690 V / 100 Hz LED	VT COMBI PRO	1
VDE-insulated screwdriver with slotted blade 0.6x3.5x100, SlimLine	SDIS SLIM 0.6X3.5X100	1
VDE-insulated screwdriver with slotted blade 0.8x4.0x100, SlimLine	SDIS SLIM 0.8X4.0X100	1
VDE-insulated crosshead screwdriver, Phillips size 1, SlimLine	SDIK SLIM PH1 X 80	1
VDE-insulated crosshead screwdriver, Phillips size 2, SlimLine	SDIK SLIM PH2 X 100	1

P BAG XL SET6



Assembly

Description of article	Type	Qty.
Toolbag, empty	P BAG BIG	1
Cutting tool for up to 8 mm outside diameter	KT 8	1
Stripping tool for up to 10 mm ²	STRIPAX	1
Sheathing strippers	AM 25	1
Crimping tool	PZ 10 SQR	1
Voltage tester up to 1000 V / 100 Hz LCD	VT DIGI PRO	1
VDE-insulated screwdriver with slotted blade 0.6x3.5x100, SlimLine	SDIS SLIM 0.6X3.5X100	1
VDE-insulated screwdriver with slotted blade 0.8x4.0x100, SlimLine	SDIS SLIM 0.8X4.0X100	1
VDE-insulated crosshead screwdriver, Phillips size 1, SlimLine	SDIK SLIM PH1 X 80	1
VDE-insulated crosshead screwdriver, Phillips size 2, SlimLine	SDIK SLIM PH2 X 100	1

Technical data

Depth / Width / Height	220 / 320 / 60 mm
Weight	2053 GRM

Ordering data

Type	Qty.	Order No.
P BAG XL SET 5	1	2602150000
P BAG BIG	1	2576620000

Technical data

Depth / Width / Height	220 / 320 / 60 mm
Weight	2036 GRM

Ordering data

Type	Qty.	Order No.
P BAG XL SET 6	1	2602160000
P BAG BIG	1	2576620000

P BAG XL SET7

P BAG XL SET8



Assembly

Description of article	Type	Qty.
Toolbag, empty	P BAG BIG	1
Cutting tool for up to 8 mm outside diameter	KT 8	1
Sheathing strippers	AM 25	1
Wire stripper unit	STRIPAX ULTIMATE	1
Crimping tool	PZ 6 ROTO L	1
Voltage tester up to 1000 V / 100 Hz LCD	VT DIGI PRO	1
VDE-insulated screwdriver with slotted blade 0.6x3.5x100, SlimLine	SDIS SLIM 0.6X3.5X100	1
VDE-insulated screwdriver with slotted blade 0.8x4.0x100, SlimLine	SDIS SLIM 0.8X4.0X100	1
VDE-insulated crosshead screwdriver, Phillips size 1, SlimLine	SDIK SLIM PH1 X 80	1
VDE-insulated crosshead screwdriver, Phillips size 2, SlimLine	SDIK SLIM PH2 X 100	1

Assembly

Description of article	Type	Qty.
Toolbag, empty	P BAG BIG	1
Cutting tool for up to 8 mm outside diameter	KT 8	1
Sheathing strippers	AM 25	1
Wire stripper unit	STRIPAX ULTIMATE	1
Crimping tool	PZ 10 HEX	1
Voltage tester up to 1000 V / 100 Hz LCD	VT DIGI PRO	1
VDE-insulated screwdriver with slotted blade 0.6x3.5x100, SlimLine	SDIS SLIM 0.6X3.5X100	1
VDE-insulated screwdriver with slotted blade 0.8x4.0x100, SlimLine	SDIS SLIM 0.8X4.0X100	1
VDE-insulated crosshead screwdriver, Phillips size 1, SlimLine	SDIK SLIM PH1 X 80	1
VDE-insulated crosshead screwdriver, Phillips size 2, SlimLine	SDIK SLIM PH2 X 100	1

Technical data

Depth / Width / Height	220 / 320 / 60 mm
Weight	1960 GRM

Technical data

Depth / Width / Height	220 / 320 / 60 mm
Weight	2035 GRM

Ordering data

Type	Qty.	Order No.
P BAG XL SET 7	1	2602170000
P BAG BIG	1	2576620000

Ordering data

Type	Qty.	Order No.
P BAG XL SET 8	1	2602180000
P BAG BIG	1	2576620000

Tool case

P BAG XL SET9



Assembly

Description of article	Type	Qty.
Toolbag, empty	P BAG BIG	1
Cutting tool for up to 8 mm outside diameter	KT 8	1
Sheathing strippers	AM 25	1
Wire stripper unit	STRIPAX ULTIMATE	1
Crimping tool	PZ 10 SQR	1
Voltage tester up to 1000 V / 100 Hz LCD	VT DIGI PRO	1
VDE-insulated screwdriver with slotted blade 0.6x3.5x100, SlimLine	SDIS SLIM 0.6X3.5X100	1
VDE-insulated screwdriver with slotted blade 0.8x4.0x100, SlimLine	SDIS SLIM 0.8X4.0X100	1
VDE-insulated crosshead screwdriver, Phillips size 1, SlimLine	SDIK SLIM PH1 X 80	1
VDE-insulated crosshead screwdriver, Phillips size 2, SlimLine	SDIK SLIM PH2 X 100	1

P BAG XL SET10



Assembly

Description of article	Type	Qty.
Toolbag, empty	P BAG BIG	1
Cutting tool for up to 8 mm outside diameter	KT 8	1
Sheathing strippers	AM 25	1
Stripping tool for up to 16 mm ²	STRIPAX 16	1
Crimping tool	PZ 16	1
Voltage tester up to 690 V / 100 Hz LED	VT COMBI PRO	1
VDE-insulated screwdriver with slotted blade 0.6x3.5x100, SlimLine	SDIS SLIM 0.6X3.5X100	1
VDE-insulated screwdriver with slotted blade 0.8x4.0x100, SlimLine	SDIS SLIM 0.8X4.0X100	1
VDE-insulated crosshead screwdriver, Phillips size 1, SlimLine	SDIK SLIM PH1 X 80	1
VDE-insulated crosshead screwdriver, Phillips size 2, SlimLine	SDIK SLIM PH2 X 100	1

H

Technical data

Depth / Width / Height	220 / 320 / 60 mm
Weight	2032 GRM

Ordering data

Type	Qty.	Order No.
P BAG XL SET 9	1	2602190000
P BAG BIG	1	2576620000

Technical data

Depth / Width / Height	220 / 320 / 60 mm
Weight	1980 GRM

Ordering data

Type	Qty.	Order No.
P BAG XL SET 10	1	2602200000
P BAG BIG	1	2576620000

P BAG XL SET11



Assembly

Description of article	Type	Qty.
Toolbag, empty	P BAG BIG	1
Cutting tool for up to 8 mm outside diameter	KT 8	1
Stripping tool for up to 10 mm ²	STRIPAX	1
Sheathing strippers	AM 25	1
VDE-insulated combination pliers, 180 mm long	KBZ 180	1
Voltage tester up to 1000 V / 100 Hz LCD	VT DIGI PRO	1
Cable cutter for conductors with 4-16 mm O.D ø	SLICER NO 16	1
VDE-insulated screwdriver with slotted blade 0.6x3.5x100, SlimLine	SDIS SLIM 0.6X3.5X100	1
VDE-insulated screwdriver with slotted blade 0.8x4.0x100, SlimLine	SDIS SLIM 0.8X4.0X100	1
VDE-insulated crosshead screwdriver, Phillips size 1, SlimLine	SDIK SLIM PH1 X 80	1
VDE-insulated crosshead screwdriver, Phillips size 2, SlimLine	SDIK SLIM PH2 X 100	1

Technical data

Depth / Width / Height	220 / 320 / 60 mm
Weight	1858 GRM

Ordering data

Type	Qty.	Order No.
P BAG XL SET 11	1	2602210000
P BAG BIG	1	2576620000

P BAG XL SET12



Assembly

Description of article	Type	Qty.
Toolbag, empty	P BAG BIG	1
Cutting tool for up to 8 mm outside diameter	KT 8	1
Stripping tool for up to 10 mm ²	STRIPAX	1
Sheathing strippers	AM 25	1
VDE-insulated combination pliers, 180 mm long	KBZ 180	1
Voltage tester up to 690 V / 100 Hz LED	VT COMBI PRO	1
Cable cutter for conductors with 4-16 mm O.D ø	SLICER NO 16	1
VDE-insulated screwdriver with slotted blade 0.6x3.5x100, SlimLine	SDIS SLIM 0.6X3.5X100	1
VDE-insulated screwdriver with slotted blade 0.8x4.0x100, SlimLine	SDIS SLIM 0.8X4.0X100	1
VDE-insulated crosshead screwdriver, Phillips size 1, SlimLine	SDIK SLIM PH1 X 80	1
VDE-insulated crosshead screwdriver, Phillips size 2, SlimLine	SDIK SLIM PH2 X 100	1

Technical data

Depth / Width / Height	220 / 320 / 60 mm
Weight	1876 GRM

Ordering data

Type	Qty.	Order No.
P BAG XL SET 12	1	2602220000
P BAG BIG	1	2576620000

P BAG XL SET13



Assembly

Description of article	Type	Qty.
Toolbag, empty	P BAG BIG	1
Cutting tool for up to 8 mm outside diameter	KT 8	1
Stripping tool for up to 10 mm ²	STRIPAX	1
Junction box sheathing stripper with indiv. core stripping unit and longitudinal cutter	STRIPPER ROUND TOP	1
VDE-insulated combination pliers, 180 mm long	KBZ 180	1
Voltage tester up to 690 V / 100 Hz LED	VT COMBI PRO	1
Cable cutter for conductors with 4-16 mm O.D ø	SLICER NO 16	1
VDE-insulated screwdriver with slotted blade 0.6x3.5x100, SlimLine	SDIS SLIM 0.6X3.5X100	1
VDE-insulated screwdriver with slotted blade 0.8x4.0x100, SlimLine	SDIS SLIM 0.8X4.0X100	1
VDE-insulated crosshead screwdriver, Phillips size 1, SlimLine	SDIK SLIM PH1 X 80	1
VDE-insulated crosshead screwdriver, Phillips size 2, SlimLine	SDIK SLIM PH2 X 100	1

P BAG XL SET14



Assembly

Description of article	Type	Qty.
Toolbag, empty	P BAG BIG	1
Cutting tool for up to 8 mm outside diameter	KT 8	1
Stripping tool for up to 10 mm ²	STRIPAX	1
Junction box sheathing stripper with indiv. core stripping unit and longitudinal cutter	STRIPPER ROUND TOP	1
VDE-insulated combination pliers, 180 mm long	KBZ 180	1
Voltage tester up to 1000 V / 100 Hz LCD	VT DIGI PRO	1
Cable cutter for conductors with 4-16 mm O.D ø	SLICER NO 16	1
VDE-insulated screwdriver with slotted blade 0.6x3.5x100, SlimLine	SDIS SLIM 0.6X3.5X100	1
VDE-insulated screwdriver with slotted blade 0.8x4.0x100, SlimLine	SDIS SLIM 0.8X4.0X100	1
VDE-insulated crosshead screwdriver, Phillips size 1, SlimLine	SDIK SLIM PH1 X 80	1
VDE-insulated crosshead screwdriver, Phillips size 2, SlimLine	SDIK SLIM PH2 X 100	1

H

Technical data

Depth / Width / Height	220 / 320 / 60 mm
Weight	1809 GRM

Ordering data

Type	Qty.	Order No.
P BAG XL SET 13	1	2602230000
P BAG BIG	1	2576620000

Technical data

Depth / Width / Height	220 / 320 / 60 mm
Weight	1865 GRM

Ordering data

Type	Qty.	Order No.
P BAG XL SET 14	1	2602240000
P BAG BIG	1	2576620000

P BAG SET1



Assembly

Description of article	Type	Qty.
Toolbag, empty	P BAG	1
Wire stripper unit	STRIPAX ULTIMATE	1
Crimping tool	PZ 10 HEX	1
Hexagon socket wrench set	SKS 2,0-8,0	1
VDE-insulated combination pliers, 160 mm long	KBZ 160	1
VDE-insulated screwdriver with slotted blade 0.6x3.5x100	SDIS 0.6X3.5X100	1

Technical data

Depth / Width / Height	170 / 260 / 50 mm
Weight	1443 GRM

Ordering data

Type	Qty.	Order No.
P BAG SET 1	1	2561430000
P BAG	1	2548180000

P BAG SET2



Assembly

Description of article	Type	Qty.
Toolbag, empty	P BAG	1
Stripping tool for up to 10 mm ²	STRIPAX	1
Crimping tool	PZ 6 ROTO L	1
Voltage tester up to 690 V / 100 Hz LED	VT MASTER	1
Elektronik diagonal-cutting pliers	SUPER CUT	1
Universal electrical cabinet key	CROSS-KEY UNIVERSAL	1
VDE-insulated screwdriver with slotted blade 0.6x3.5x100, SlimLine	SDIS SLIM 0.6X3.5X100	1

Technical data

Depth / Width / Height	170 / 260 / 50 mm
Weight	1341 GRM

Ordering data

Type	Qty.	Order No.
P BAG SET 2	1	2576610000
P BAG	1	2548180000

P BAG SET3



Assembly

Description of article	Type	Qty.
Toolbag, empty	P BAG	1
Cutting tool for up to 8 mm outside diameter	KT 8	1
Stripping tool for up to 10 mm ²	STRIPAX	1
Voltage tester from 12 - 690 V	VT	1
VDE-insulated combination pliers, 160 mm long	KBZ 160	1
Junction box sheathing stripper with indiv. core stripping unit and longitudinal cutter	STRIPPER ROUND TOP	1
VDE-insulated screwdriver with slotted blade 0.6x3.5x100, SlimLine	SDIS SLIM 0.6X3.5X100	1

Technical data

Depth / Width / Height	170 / 260 / 50 mm
Weight	1188.8 GRM

Ordering data

Type	Qty.	Order No.
P BAG SET 3	1	2579420000
P BAG	1	2548180000

P BAG SET4



Assembly

Description of article	Type	Qty.
Toolbag, empty	P BAG	1
Cutting tool for up to 8 mm outside diameter	KT 8	1
Stripping tool for up to 10 mm ²	STRIPAX	1
Crimping tool	PZ 6 ROTO L	1
Non-contact voltage tester	VT LCL	1

Technical data

Depth / Width / Height	170 / 260 / 50 mm
Weight	1219.1 GRM

Ordering data

Type	Qty.	Order No.
P BAG SET 4	1	2579430000
P BAG	1	2548180000

P BAG SET5



Assembly

Description of article	Type	Qty.
Toolbag, empty	P BAG	1
Cutting tool for up to 8 mm outside diameter	KT 8	1
Stripping tool for up to 10 mm ²	STRIPAX	1
Crimping tool	PZ 10 HEX	1
Non-contact voltage tester	VT LCL	1

Technical data

Depth / Width / Height	170 / 260 / 50 mm
Weight	1294.1 GRM

Ordering data

Type	Qty.	Order No.
P BAG SET 5	1	2579440000
P BAG	1	2548180000

P BAG SET6



Assembly

Description of article	Type	Qty.
Toolbag, empty	P BAG	1
Cutting tool for up to 8 mm outside diameter	KT 8	1
Stripping tool for up to 10 mm ²	STRIPAX	1
Crimping tool	PZ 10 SQR	1
Non-contact voltage tester	VT LCL	1

Technical data

Depth / Width / Height	170 / 260 / 50 mm
Weight	1291.9 GRM

Ordering data

Type	Qty.	Order No.
P BAG SET 6	1	2579450000
P BAG	1	2548180000

P BAG SET7



Assembly

Description of article	Type	Qty.
Toolbag, empty	P BAG	1
Cutting tool for up to 8 mm outside diameter	KT 8	1
Stripping tool for up to 16 mm ²	STRIPAX 16	1
Crimping tool	PZ 16	1
Non-contact voltage tester	VT LCL	1

P BAG SET8



Assembly

Description of article	Type	Qty.
Toolbag, empty	P BAG	1
Cutting tool for up to 8 mm outside diameter	KT 8	1
Wire stripper unit	STRIPAX ULTIMATE	1
Crimping tool	PZ 6 ROTO L	1
Non-contact voltage tester	VT LCL	1

Technical data

Depth / Width / Height	170 / 260 / 50 mm
Weight	1220.8 GRM

Ordering data

Type	Qty.	Order No.
P BAG SET 7	1	2579460000
P BAG	1	2548180000

Technical data

Depth / Width / Height	170 / 260 / 50 mm
Weight	1200 GRM

Ordering data

Type	Qty.	Order No.
P BAG SET 8	1	2579470000
P BAG	1	2548180000

P BAG SET9



Assembly

Description of article	Type	Qty.
Toolbag, empty	P BAG	1
Cutting tool for up to 8 mm outside diameter	KT 8	1
Wire stripper unit	STRIPAX ULTIMATE	1
Crimping tool	PZ 10 HEX	1
Non-contact voltage tester	VT LCL	1

Technical data

Depth / Width / Height	170 / 260 / 50 mm
Weight	1289.1 GRM

Ordering data

Type	Qty.	Order No.
P BAG SET 9	1	2579480000
P BAG	1	2548180000

P BAG SET10



Assembly

Description of article	Type	Qty.
Toolbag, empty	P BAG	1
Cutting tool for up to 8 mm outside diameter	KT 8	1
Wire stripper unit	STRIPAX ULTIMATE	1
Crimping tool	PZ 10 SQR	1
Non-contact voltage tester	VT LCL	1

Technical data

Depth / Width / Height	170 / 260 / 50 mm
Weight	1289.1 GRM

Ordering data

Type	Qty.	Order No.
P BAG SET 10	1	2579490000
P BAG	1	2548180000

Crimp Set PZ 4



Crimp set for cutting, stripping and crimping of wire end ferrules up to 4.0 mm², consisting of:

- Assortment box PSC 01 blank
- A8 insert (4 pieces)
- A7 insert (2 pieces)
- Tool stripax[®] stripping tool for conductors with PVC insulation from 0.08...6.0 mm²
- PZ 4 crimping tool for wire end ferrules from 0.5...4.0 mm²
- Wire end ferrules with plastic collars H 0.5...H 4.0
- Weidmüller colour code

Crimp Set PZ 3



Crimp set for cutting, stripping and crimping of wire end ferrules up to 6.0 mm², consisting of:

- Assortment box PSC 01 blank
- A8 insert (6 pieces)
- A7 insert (1 piece)
- stripax[®] stripping tool for conductors with PVC insulation from 0.08...10.0 mm²
- PZ 3 crimping tool for wire end ferrules from 0.5...6.0 mm²
- Wire end ferrules with plastic collars H 0.5...H 6.0
- Weidmüller colour code

Crimp Set PZ 6 Roto L



Crimp set for cutting, stripping and crimping of wire end ferrules up to 6.0 mm², consisting of:

- Assortment box PSC 01 blank
- A8 insert (6 pieces)
- A7 insert (1 piece)
- Tool stripax[®] stripping tool for conductors with PVC insulation from 0.08...6.0 mm²
- PZ 6 Roto crimping tool for wire end ferrules from 0.14...6.0 mm²
- Wire end ferrules with plastic collars H 0.5...H 6, Weidmüller colour code

Assembly

Type		Piece
STRIPAX	Stripping and cutting tool	1
PZ 4	Crimping tool for wire end ferrules	1
H0,5/14 OR	Wire end ferrule	500
H0,75/14 W	Wire end ferrule	500
H1,0/14 GE	Wire end ferrule	500
H1,5/14 R	Wire end ferrule	500
H2,5/15D BL	Wire end ferrule	500
H4,0/18 GR SV	Wire end ferrule	250

Technical data

Depth / Width / Height	261 / 338 / 57 mm
Weight	1728.66 GRM

Ordering data

Colour code	Type	Order No.
Weidmüller	CRIMP-SET PZ 4	9025800000
DIN	CRIMP-SET PZ 4 D	9028630000

Assembly

Type		Piece
PZ 3	Crimping tool for wire end ferrules	1
STRIPAX	Stripping and cutting tool	1
H0,5/14 OR	Wire end ferrule	500
H0,75/14 W	Wire end ferrule	500
H1,0/14 GE	Wire end ferrule	500
H1,5/14 R	Wire end ferrule	500
H2,5/15D BL	Wire end ferrule	500
H4,0/18 GR SV	Wire end ferrule	250
H6,0/20 SW	Wire end ferrule	100

Technical data

Depth / Width / Height	261 / 338 / 57 mm
Weight	1723.38 GRM

Ordering data

Colour code	Type	Order No.
Weidmüller	CRIMP-SET PZ 3	9028650000

Assembly

Type		Piece
STRIPAX	Stripping and cutting tool	1
PZ 6 ROTO L	Crimping tool for wire end ferrules	1
H0,5/14 OR	Wire end ferrule	500
H0,75/14 W	Wire end ferrule	500
H1,0/14 GE	Wire end ferrule	500
H1,5/14 R	Wire end ferrule	500
H2,5/15D BL	Wire end ferrule	500
H4,0/18 GR SV	Wire end ferrule	250
H6,0/20 SW	Wire end ferrule	100

Technical data

Depth / Width / Height	261 / 338 / 56 mm
Weight	1735 GRM

Ordering data

Colour code	Type	Order No.
Weidmüller	CRIMP-SET PZ 6 ROTO L	9028680000
DIN	CRIMP-SET PZ 6 ROTO L D	9028690000
Miscellaneous	CRIMP-SET PZ 6 ROTO L T	9028700000

Crimp Set PZ 6/5



Crimp set for cutting, stripping and crimping of wire end ferrules up to 6.0 mm², consisting of:

- Assortment box PSC 01 blank
- A8 insert (6 pieces)
- A7 insert (1 piece)
- stripax® stripping tool for conductors with PVC insulation from 0.08...10.0 mm²
- PZ 6/5 crimping tool for wire end ferrules from 0.25...10.0 mm²
- Wire end ferrules with plastic collar H 0.5...H 6.0
- Weidmüller colour code

PZ 10 HEX



Crimp set for cutting, stripping and crimping of wire end ferrules up to 10.0 mm², consisting of:

- Assortment box PSC 01
- A8 insert (8 pieces)
- stripax® stripping tool for PVC-insulated conductors from 0.08...10 mm²
- Crimp tool PZ 10 HEX for wire end ferrules from 0.14...10 mm²
- Wire end ferrules with plastic collars H 0.5 .. H 10.0
- Weidmüller colour code

PZ 10 SQR



Crimp set for cutting, stripping and crimping of wire end ferrules up to 10.0 mm², consisting of:

- Assortment box PSC 01
- A8 insert (8 pieces)
- stripax® stripping tool for PVC-insulated conductors from 0.08...10 mm²
- Crimp tool PZ 10 SQR for wire end ferrules from 0.14...10 mm²
- Wire end ferrules with plastic collars H 0.5 .. H 10.0
- Weidmüller colour code

Assembly

Type		Piece
STRIPAX	Stripping and cutting tool	1
PZ 6/5	Crimping tool for wire end ferrules	1
H0,5/14 OR	Wire end ferrule	500
H0,75/14 W	Wire end ferrule	500
H1,0/14 GE	Wire end ferrule	500
H1,5/14 R	Wire end ferrule	500
H2,5/15D BL	Wire end ferrule	500
H4,0/18 GR SV	Wire end ferrule	250
H6,0/20 SW	Wire end ferrule	100

Technical data

Depth / Width / Height	261 / 338 / 57 mm
Weight	1696.12 GRM

Ordering data

Colour code	Type	Order No.
Weidmüller	CRIMP-SET PZ 6/5	9028740000

Assembly

Type		Piece
STRIPAX	Stripping and cutting tool	1
PZ 10 HEX	Crimping tool for wire end ferrules	1
H0,5/14 OR	Wire end ferrule	500
H0,75/14 W	Wire end ferrule	500
H1,0/14 GE	Wire end ferrule	500
H1,5/14 R	Wire end ferrule	500
H2,5/15D BL	Wire end ferrule	500
H4,0/20D GR	Wire end ferrule	500
H6,0/20 SW	Wire end ferrule	100
H10,0/22 EB	Wire end ferrule	100

Technical data

Depth / Width / Height	261 / 338 / 57 mm
Weight	1803 GRM

Ordering data

Colour code	Type	Order No.
Weidmüller	CRIMPSET PZ 10 HEX	1542250000

Assembly

Type		Piece
STRIPAX	Stripping and cutting tool	1
PZ 10 SQR	Crimping tool for wire end ferrules	1
H0,5/14 OR	Wire end ferrule	500
H0,75/14 W	Wire end ferrule	500
H1,0/14 GE	Wire end ferrule	500
H1,5/14 R	Wire end ferrule	500
H2,5/15D BL	Wire end ferrule	500
H4,0/20D GR	Wire end ferrule	500
H6,0/20 SW	Wire end ferrule	100
H10,0/22 EB	Wire end ferrule	100

Technical data

Depth / Width / Height	261 / 338 / 57 mm
Weight	1805 GRM

Ordering data

Colour code	Type	Order No.
Weidmüller	CRIMPSET PZ 10 SQR	1542280000

Crimp Set stripax® plus



Crimp set for cutting, stripping and crimping of reel-packaged wire end ferrules up to 2.5 mm², consisting of:

- PSC 01 assortment box, clear with foam insert
- Tool stripax® Plus combination tool for processing strips of linked wire end ferrules of 0.5...2.5 mm² from Weidmüller
- Wire end ferrules with plastic collars H 0.5...H 2.5
- Weidmüller colour code

Crimp Set PZ 16



Crimp set for cutting, stripping and crimping of wire end ferrules up to 16.0 mm², consisting of:

- PSC 01 neutral assortment box
- A8 inserts (4 pieces)
- A7 inserts (2 pieces)
- stripax® 16 stripping tool® for conductors with PVC insulation from 6.0...16.0 mm²
- PZ 16 crimping tool for wire end ferrules from 6.0...16.0 mm²
- Wire end ferrules with plastic collar H 6.0...H 16.0
- Weidmüller colour code

Crimp Set PZ 50



Crimp set for stripping and crimping of wire end ferrules up to 50.0 mm², consisting of:

- Assortment box PSC 01 blank
- A7 insert (4 pieces)
- Foam insert for tools
- Sheathing stripper AM 25 for round PVC cables of 6.0...25.0 mm²
- PZ 50 crimping tool for wire end ferrules of 25, 35 and 50.0 mm²
- Wire end ferrules with plastic collar H 25.0...H 50.0
- Weidmüller colour code

Assembly

Type		Piece
STRIPAX PLUS 2.5	Crimping tool for wire end ferrules	1
H0,5/14 OR BD	Wire end ferrule	500
H0,75/14 W BD	Wire end ferrule	500
H1,0/14 GE BD	Wire end ferrule	500
H1,5/14 R BD	Wire end ferrule	500
H2,5/14D BL BD	Wire end ferrule	500

Assembly

Type		Piece
STRIPAX	Stripping and cutting tool	1
PZ 16	Crimping tool for wire end ferrules	1
H6,0/20 SW	Wire end ferrule	100
H10,0/22 EB	Wire end ferrule	100
H16,0/22 GN	Wire end ferrule	100
H16,0/28 GN	Wire end ferrule	100

Assembly

Type		Piece
AM 25	Sheathing strippers	1
PZ 50	Crimping tool for wire end ferrules	1
H25,0/36 BR	Wire end ferrule	50
H25,0/30 BR	Wire end ferrule	50
H35,0/30 BE	Wire end ferrule	50
H50,0/36 OLIV	Wire end ferrule	50

Technical data

Depth / Width / Height	261 / 338 / 57 mm
Weight	1094 GRM

Technical data

Depth / Width / Height	261 / 338 / 57 mm
Weight	1680.74 GRM

Technical data

Depth / Width / Height	261 / 338 / 57 mm
Weight	1759.55 GRM

Ordering data

Colour code	Type	Order No.
Weidmüller	CRIMP-SET STRIPAX PLUS	9028770000
DIN	CRIMP-SET STRIPAX PLUS D	9028780000
Miscellaneous	CRIMP-SET STRIPAX PLUS T	9028790000

Ordering data

Colour code	Type	Order No.
Weidmüller	CRIMP-SET PZ 16	9025850000

Ordering data

Colour code	Type	Order No.
Weidmüller	CRIMP-SET PZ 50	9028850000

Crimp Set CTI 6



Assembly

Description of article	Type	Qty.
Stripping tool for up to 10 mm ²	STRIPAX	1
Crimping tool for insulated connectors, 0.5-6 mm ²	CTI 6	1
Insulated ring-cable connector 6.0 mm ² / M5	LIR 6M5 V	100
Insulated ring-cable connector 6.0 mm ² / M6	LIR 6M6 V	100
Insulated pin-cable connector 6.0 mm ² L=14 mm	LIP 6R14 V	100
Insulated ring-cable connector 2.5 mm ² / M5	LIR 2,5M5 V	100
Insulated tab-connector sleeves 2.5 mm ² / 6.3x0.8	LIF 2,5F638 R	100
Insulated pin-cable connector 1.5 mm ² L=12 mm	LIP 1,5R12 V	100
Insulated pin-cable connector 2.5 mm ² L=12 mm	LIP 2,5R12 V	100
Insulated joint connector 6.0 mm ² L=26.0 mm	LJB 6B26 VF	100
Insulated ring-cable connector 1.5 mm ² / M4	LIR 1,5M4 V	100
Insulated forked-cable connector 6.0 mm ² / M6	LJS 6M6 V	100
Insulated tab-connector sleeves 1.5 mm ² / 6.3x0.8	LIF 1,5F638 R	100
Insulated joint connector 2.5 mm ² L=24.5 mm	LJB 2,5B25 VF	100
Insulated forked-cable connector 1.5 mm ² / M4	LJS 1,5M4 V	100
Insulated forked-cable connector 2.0 mm ² / M5	LJS 2,5M5 V	100
Insulated ring-cable connector 1.5 mm ² / M5	LIR 1,5M5 V	100
Insulated ring-cable connector 2.5 mm ² / M6	LIR 2,5M6 V	100
Insert for assortment case (69x55x79) mm	EINSATZ BA8-PSC 80	1
Insulated tab-connector sleeves 1.5 mm ² / 2.8x0.8	LIF 1,5F288 R	100
Insulated tab-connector sleeves 6.0 mm ² / 6.3x0.8	LIF 6F638 R	100
Insulated joint connector 1.5 mm ² L=24.5 mm	LJB 1,5B25 VF	100
Empty enclosure	KOFFER PSC80 PC	1

Technical data

Depth / Width / Height	330 / 413 / 79 mm
Weight	4796.62 GRM

Ordering data

Type	Qty.	Order No.
CRIMPSET CTI 6	1	9202600000

Crimp Set PZ / CTI



Assembly

Description of article	Type	Qty.
Stripping tool for up to 10 mm ²	STRIPAX	1
Crimping tool for insulated connectors, 0.5-6 mm ²	CTI 6	1
Crimping tool	PZ 6 ROTO L	1
Wire end ferrule with plastic collar, white	H0,5/14D W	500
Wire end ferrule with plastic collar, red	H1,0/14D R	500
Wire end ferrule with plastic collar, blue	H2,5/15D BL	500
Wire end ferrule with plastic collar, grey	H4,0/18D GR	500
Wire end ferrule with plastic collar, yellow	H6,0/20D GE	100
Insulated ring-cable connector 6.0 mm ² / M6	LIR 6M6 V	100
Insulated pin-cable connector 6.0 mm ² L=14 mm	LIP 6R14 V	100
Insulated ring-cable connector 2.5 mm ² / M5	LIR 2,5M5 V	100
Insulated tab-connector sleeves 2.5 mm ² / 6.3x0.8	LIF 2,5F638 R	100
Insulated pin-cable connector 1.5 mm ² L=12 mm	LIP 1,5R12 V	100
Insulated pin-cable connector 2.5 mm ² L=12 mm	LIP 2,5R12 V	100
Insulated joint connector 6.0 mm ² L=26.0 mm	LIB 6B26 VF	100
Insulated ring-cable connector 1.5 mm ² / M4	LIR 1,5M4 V	100
Insulated tab-connector sleeves 1.5 mm ² / 6.3x0.8	LIF 1,5F638 R	100
Insulated joint connector 2.5 mm ² L=24.5 mm	LIB 2,5B25 VF	100
Insulated ring-cable connector 1.5 mm ² / M5	LIR 1,5M5 V	100
Insert for assortment case (69x55x79) mm	EINSATZ BA8-PSC 80	1
Insulated tab-connector sleeves 1.5 mm ² / 2.8x0.8	LIF 1,5F288 R	100
Insulated tab-connector sleeves 6.0 mm ² / 6.3x0.8	LIF 6F638 R	100
Insulated joint connector 1.5 mm ² L=24.5 mm	LIB 1,5B25 VF	100
Empty enclosure	KOFFER PSC80 PC	1

Technical data

Depth / Width / Height	330 / 413 / 79 mm
Weight	4871.4 GRM

Ordering data

Type	Qty.	Order No.
CRIMPSET PZ / CTI	1	9202610000

Crimp contact set



Assembly

Description of article	Type	Qty.
Wire end ferrule with plastic collar, white	H0,5/14D W	500
Wire end ferrule with plastic collar, grey	H0,75/14D GR	500
Wire end ferrule with plastic collar, red	H1,0/14D R	500
Wire end ferrule with plastic collar, black	H1,5/14D SW	500
Wire end ferrule with plastic collar, blue	H2,5/15D BL	500
Wire end ferrule with plastic collar, grey	H4,0/18D GR	500
Wire end ferrule with plastic collar, yellow	H6,0/20D GE	100
Insulated ring-cable connector 6.0 mm ² / M6	LIR 6M6 V	100
Insert for assortment case (47x55x79) mm	EINSATZ A8-1 CL55	100
Insert for assortment case (47x79x109) mm	EINSATZ A7-1 CL55	1
Insulated pin-cable connector 6.0 mm ² L=14 mm	LIP 6R14 V	100
Insulated ring-cable connector 2.5 mm ² / M5	LIR 2,5M5 V	100
Insulated tab-connector sleeves 2.5 mm ² / 6.3x0.8	LIF 2,5F638 R	100
Insulated pin-cable connector 1.5 mm ² L=12 mm	LIP 1,5R12 V	100
Insulated pin-cable connector 2.5 mm ² L=12 mm	LIP 2,5R12 V	100
Insulated joint connector 6.0 mm ² L=26.0 mm	LIB 6B26 VF	100
Insulated ring-cable connector 1.5 mm ² / M4	LIR 1,5M4 V	100
Empty enclosure	KOFFER CARRY LITE 55	1
Insulated tab-connector sleeves 1.5 mm ² / 6.3x0.8	LIF 1,5F638 R	100
Insulated joint connector 2.5 mm ² L=24.5 mm	LIB 2,5B25 VF	100
Insulated ring-cable connector 1.5 mm ² / M5	LIR 1,5M5 V	100
Insulated tab-connector sleeves 1.5 mm ² / 2.8x0.8	LIF 1,5F288 R	100
Insulated tab-connector sleeves 6.0 mm ² / 6.3x0.8	LIF 6F638 R	100
Insulated joint connector 1.5 mm ² L=24.5 mm	LIB 1,5B25 VF	100

Technical data

Depth / Width / Height	330 / 413 / 57 mm
Weight	3503 GRM

Ordering data

Type	Qty.	Order No.
CRIMP-SET KONTAKTE	1	9202640000

Tool Set IE-POF



Contents:

- Assortment case PSC 80
- Kevlar scissors for aramid fibres
- Multifunction tool HTX-IE-POF
- multi-stripax® stripping tool IE-POF

Assembly

Type		Piece
HTX-IE-POF		1
MULTI-STRIPAX IE-POF	Stripping and cutting tool	1
SCISSORS KEVLAR	Electrician's scissors	1

Technical data

Depth / Width / Height	241 / 338 / 79 mm
Weight	1833 GRM

Ordering data

Colour code	Type	Order No.
	TOOL SET IE-POF	1208930000

Inserts

Inserts

Transparent, loose-packed compartment inserts for individual interior layouts.

- Resistant to oils, acids and alkalis
- Made from unbreakable polypropylene

A7-1 / A9-1 / A9-2

Inserts for PSC4-01, PSC5-01, CARRYLITE 55, CARRYLITE 80



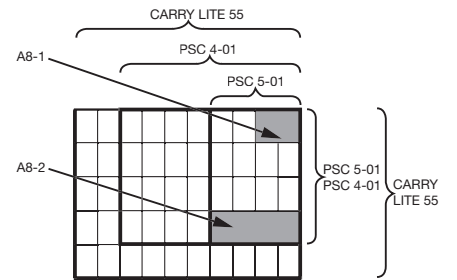
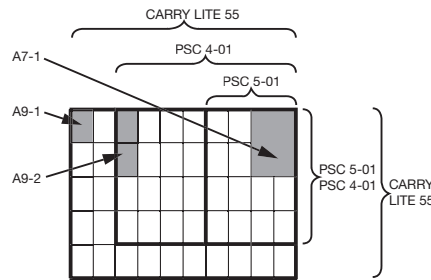
- Inserts for PSC4-01, PSC5-01, CARRYLITE 55, CARRYLITE 80

A8-1 / A8-2

Inserts for PSC4-01, PSC5-01, CARRYLITE 55, CARRYLITE 80



- Inserts for horizontal installation



H

Technical data

Product data	
Colour of body	
Colour of fittings	
Cover material	
Weight	
Dimensions	
Depth	
Width	
Height	
Note	

EINSATZ A7-1 CL55	EINSATZ A9-1 CL55	EINSATZ A9-2 CL55
Natural	Natural	Natural
28 GRM	15 GRM	20 GRM
109 mm	55 mm	109 mm
79 mm	39 mm	39 mm
47 mm	47 mm	47 mm

EINSATZ A8-1 CL55	EINSATZ A8-2 CL55
Natural	Natural
21.6 GRM	27.39 GRM
79 mm	157 mm
55 mm	55 mm
47 mm	47 mm

Ordering data

Version
Note

Type	Qty.	Order No.
EINSATZ A7-1 CL55	1	9028450000
EINSATZ A9-1 CL55	50	9202020000
EINSATZ A9-2 CL55	1	9203260000

Type	Qty.	Order No.
EINSATZ A8-1 CL55	100	9028460000
EINSATZ A8-2 CL55	1	9028420000

Inserts

Transparent, loose-packed compartment inserts for individual interior layouts.

- Resistant to oils, acids and alkalis
- Made from unbreakable polypropylene

BA7-1 / BA8-1

Inserts for PSC80

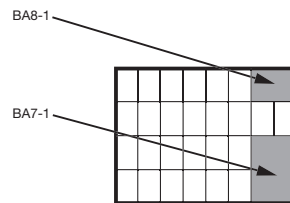


BA8-1

- Divider for horizontal installation

BA7-1

- Divider for vertical installation



Technical data

Product data
Colour of body
Colour of fittings
Cover material
Weight
Dimensions
Depth
Width
Height
Note

EINSATZ BA7-PSC 80	EINSATZ BA8-PSC 80
Natural	Natural
43 GRM	26 GRM
109 mm	55 mm
79 mm	79 mm
69 mm	69 mm

Ordering data

Version
Note

Type	Qty.	Order No.
EINSATZ BA7-PSC 80	1	9202320000
EINSATZ BA8-PSC 80	1	9202310000



Assortment boxes and cases

Assortment boxes and cases

- Body of case made from unbreakable polypropylene
- Portable and uncluttered storage in minimum space
- With 2 sturdy sliding catches
- Assortment cases and boxes can be placed upright and can be stacked safely without any sliding
- Can be subdivided with inserts
- U-section grid in cover and base holds the inserts in position and ensures sorted contents remain sorted
- Transparent polycarbonate cover
- Excellent shock resistance!
- With ergonomic carry handle

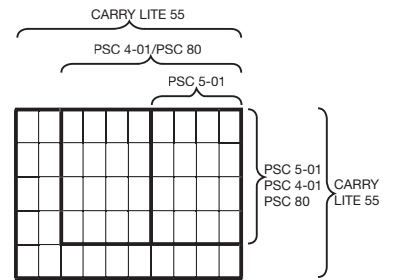
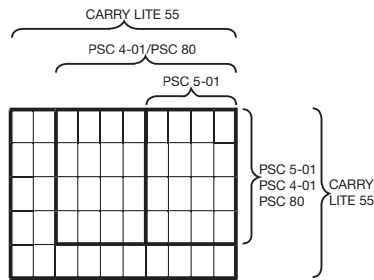
PSC4-01 / PSC 80

Assortment case, empty



CARRYLITE 55 / CARRYLITE 80

Assortment case, empty



Technical data

Product data
Colour of body
Colour of fittings
Cover material
Weight
Dimensions
Depth
Width
Height
Note

KOFFER PSC4-01	KOFFER PSC80 PC
Anthracite	Anthracite
orange	orange
Polycarbonate	Polycarbonate
548 GRM	593 GRM
261 mm	261 mm
338 mm	338 mm
56 mm	78 mm

KOFFER CARRY LITE 55	KOF CARRYLITE 80
Anthracite	Anthracite
orange	orange
Polycarbonate	Polycarbonate
952 GRM	1040 GRM
330 mm	330 mm
413 mm	413 mm
57 mm	79 mm

Ordering data


Version
Note

Type	Qty.	Order No.
KOFFER PSC4-01	1	9028860000
KOFFER PSC80 PC	1	9202330000

Type	Qty.	Order No.
KOFFER CARRY LITE 55	1	9202000000
KOF CARRYLITE 80	1	1309580000

PSC 5-01

Assortment box, empty



KOFFER PSC5-01 PP
Anthracite
orange
Polypropylene
226 GRM
195 mm
241 mm
56 mm

Type	Qty.	Order No.
KOFFER PSC5-01 PP	1	9202010000

Automatic machines

Automatic machines	Klippon® Automated RailAssembler	I.2
	Wire Processing Center (WPC)	I.4
	Introduction automatic machines	I.10
	Cable cutting machines	I.16
	Automatic strippers	I.17
	Stripping and crimping machines	I.20

Your advantage through innovative technologies

The cost-effective system for fully automated terminal block assembly



Reliable quality

A continuous use of planning data from e-CAD programs is possible through the Weidmüller Configurator (WMC). Due to the omission of the manual production steps, error potentials are minimized.



Maximum flexibility

The universal magazines can be loaded with various components due to its universal design. Hereby maximum flexibility in operation is guaranteed. The machine has a total of 40 magazine positions for components as well as 18 positions for pre cut mounting rails.



Contour robust gripper

Due to the adaptive gripper even complex component geometries can be handled robustly. Thus, the application range of the machine is maximized.



Consistent transparency

The consistent software support during all work steps assists the operator and ensuring transparency on the order status.



Optimized handling

Due to the generous storage capacity of the magazines filling processes are reduced to a minimum while also avoiding open quantities. Furthermore, the magazines already enable a fixed hold of individual components during the loading procedure. Consequently, the components cannot fall over on the magazine.



Matching assortment

Based on the Weidmüller standard markers a suitable portfolio of the Klippon® Connect A series with pre-assembled markers is available. In combination with the Klippon® Automated RailLaser for fully automatic marking, the full optimization potential can be reached.

Perfect for
200,000
terminal blocks
per year



Technical data

Supply voltage	220V AC / 20A
Dimensions machine (W × H × D)	2.400 x 2.100 x 2.100 mm
Dimensions output platform (W × H × D)	1.400 x 1.400 x 1.250 mm
Installation area (W × D)	4300 mm x 5000 mm
Weight	2200 kg + 200 kg output platform
Interfaces	USB, Ethernet
Software	Weidmüller Configurator WMC
Mounting rail length	100 -1200 mm
Component magazine positions	40
Mounting rail magazine positions	18
Compressed air supply	6 bar

Ordering data

Type	Order No.
RAILASSEMBLER	2738690000

More technical details and further labelling systems can be found in our online catalogue.



Let's connect.

The Wire Processing Center in detail

Consistent system for semi-automated cable assembly

The modular WPC combines all advantages of the individual components such as cable processing machines and industrial printers in a holistic, process-oriented approach. Thus creating significant value adding benefits for the panel builders.

15" touch display

Illustration of software-driven job processing, incl. intuitive handling

Simple editing or adding of orders

through different user profiles with different access rights

Stand-alone function of all devices

all machines and printers can be used in its single functionality

Optional multiple feed of the automatic cutting machine

up to 12 conductors can be pre-installed for further processing

Modular system with highest degree of flexibility

instant use in systems approach or building up step by step - starting with single device extended later the systems approach

Different cable feeding options

suitable for cable from reel or carton boxes

Mobile workstation

moving to different places within the production facility

Further customizing options

thanks to the open profile system and additional connections for USB, mains and compressed air





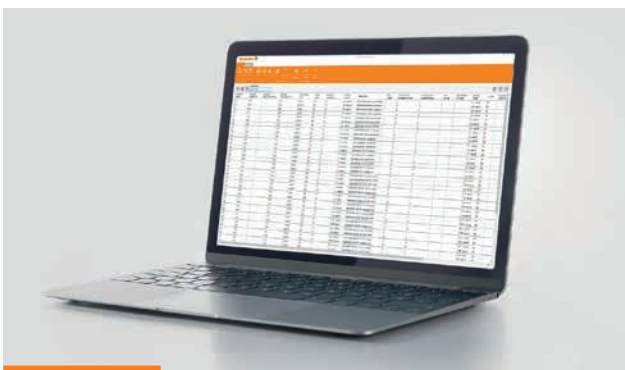
High flexibility with consistently high quality

The WPC is distinguished by its modular structure and flexibility. All of the individual devices can be used at any time in their specific functions in stand-alone mode or even purchased individually and upgraded to the system approach at a later point in time. The intuitive software makes it very easy for users to edit and now add to individual jobs.



Intelligent user guidance and easy operation

The individual devices of the WPC communicate with the WPC application software via the implemented interfaces. When the job starts, the respective data is transferred to the devices at the same time. The target state of the finished wire is illustrated for the user on the touch screen.



Planning software WPC tool

With the planning software WPC tool, data can be read and edited in different ways (manually, CSV files, Eplan and E3 files). Transmission to the Wire Processing Center is via the network or a USB stick.



Customizing and stockpiling

The profile system offers very flexible options for optimal integration of the WPC into various processes. Various cable feeds and an integrated shelving system for consumables round off the overall package. Up to 12 conductors can be pre-installed in the optional multiple feeder.

WPC tool

Planning software with integrated consistency check

The planning software WPC tool is the link between data planning and processing in production. The eCAD data can be imported into the WPC tool in different ways. In addition to manual entry, the data can also be read directly from Eplan or Zuken E3. There is also the option to transfer the CSV files (also generated from other eCAD programs) to the planning software.

Weidmüller provides a suitable template with a corresponding arrangement of the individual parameters. This can also be used to process data from existing Excel files. Before the data is transferred to the WPC (via the network or a USB stick), a consistency check is carried out which checks all core parameters, such as cable length, wire end processing, number and labelling data, for completeness. This ensures reliable processing of the cable jobs on the WPC.

Multiple import options (Eplan, Zuken E3, WSCAD, CSV, Excel, manual)

Easy to edit and add to eCAD data

Consistency check before transfer to the WPC

Data synchronisation during network operation
the process progress of the WPC can be monitored on the WPC tool



Wire Processing Center

The flexible all-rounder with a wide variety of possible applications for use

The Wire Processing Center (WPC) combines the highest quality standards and efficiency gains with low cost and time expenditure. Software-controlled, semi-automated cable assembly speeds up the production process significantly and guarantees the highest quality requirements. Consistent data consistency, including consistency checks in the WPC tool, automated processing in the one-piece flow concept on the WPC itself, as well as outstanding flexibility through the use of all individual devices in stand-alone mode are the basis for efficiency gains.



Excellent quality

The WPC offers consistently high quality through the use of semi-automated machines.



Efficiency time savings

The use of automatic machines decreases processing times and thus contributes to a general increase in manufacturing process efficiency.



High flexibility

Individual components of the WPC can be removed easily and quickly from the process sequence and used with their individual functions in stand-alone mode.



Multiple feeding unit - **Innovation**

Up to 12 conductors can be installed and enhance the automation level.

Semi automation in panel building

We talk to André Rose of BN Automation about using the Wire Processing Center

Today there is still usually a lot of manual work involved in production processes for control and panel construction. The increase in the level of automation and the exploitation of opportunities in today's digitalisation approaches offer a huge boost to increase efficiency. In the area of installation, the many manual activities in mechanical cable processing account for a large proportion of working hours.



There are fully-automated systems used for mass production which usually only pay off from large unit numbers. For the project business of the panel builder, these are rarely worthwhile. Therefore, many companies look for profitable, assisted solutions. As was the case for BN Automation AG from Thüringen, one of the leading engineering companies in the process industry. BN Automation AG specialises in automation, data solutions and IT.

„We had spent a long time looking for assisted solutions for cable assembly“, explains André Rose, Head of Panel Building at BN Automation AG. „Through various previous projects at our company we have been able to drive forward digitalisation in panel building and gradually implement it in production. But we were still lacking a solution for optimising the time-consuming work steps in cable processing,“ Rose remembers. „The cables were still more or less assembled, stripped and crimped by hand. This is why we were looking for a guided solution that we could use to perform the entire process in one work procedure.“

The bridge between full automation and pure manual work is formed by Weidmüller's Wire Processing Center (WPC). The WPC connects proven individual components to a modular assembly system consisting of cutting machines, automatic strippers and crimpers as well as industrial printers.

„Flexibility is a top priority for us. We need to be able to assemble wires, cables and cross-sections in a short time and between projects. And this is exactly what the WPC does for us.“

- André Rose, Head of Panel Building at BN Automation AG

BN Automation AG were also impressed by the flexible options for use: In particular the possibility to use all WPC components in stand-alone mode in their own individual functions. Even short-term changes, which are common in the project business, can be performed directly on the WPC. The user has total flexibility to switch between pure manual operation and the software-controlled process sequence in the system approach at any time. Depending on the situation, the user can react quickly and with maximum flexibility to the ideal process sequence. The software WPC tool guarantees optimal data consistency. This way, data can be simply transferred from the planning phase to the WPC.

By using the WPC, quality has been improved compared to the cables that were previously laboriously assembled by hand. Whether in the morning as work starts or in the evening during the night shift, the quality of the work results can be kept constantly high throughout the entire working day. „By introducing the WPC, we have significantly improved the processes in production“, adds Rose „We can plan better with our resources and specialists. With the modern workplace and digitally-guided work steps, we no longer need to involve our experts in cable assembly, instead they can concentrate on more important projects.“

BN Automation is not a series manufacturer of panels, instead each panel it produces is unique. Each one has a different structure and contains different components and types of wires and cables.

Rose gave particular praise to the collaborative partnership: „The colleagues at Weidmüller supported us throughout the entire development process. Naturally there were teething problems but we were always able to solve these together. We could contribute our feedback, which Weidmüller immediately listened to and integrated into the project – we were really impressed by this.“




Wire Processing Center





Technical data

Crimping length	Cross-section range	Electrical connection	Compressed-air connection
8/10 mm	0.5 - 2.5 mm ² (~AWG 20-14)	100 - 240 V / 50/60 Hz / 16 VA	5.5 bar

Ordering data

Products	Description of article	Order No.
 Wire Processing Center (WPC)	Modular system for cable assembly with integrated software (workshop trolley, Cutfix PRO, Crimpfix R VARIO, THM MultiMark), 230 V	2634120000
Wire Processing Center Feeder (WPC)	Modular system for cable assembly with integrated software (workshop trolley, Cutfix PRO FEEDER, Crimpfix R VARIO, THM MultiMark), 230 V	2816420000
Wire Processing Center (WPC) 115 V	Modular system for cable assembly with integrated software (workshop trolley, Cutfix PRO, Crimpfix R VARIO, THM MultiMark), 115 V	2728490000
Wire Processing Center Feeder (WPC) 115 V	Modular system for cable assembly with integrated software (workshop trolley, Cutfix PRO FEEDER, Crimpfix R VARIO, THM MultiMark), 115 V	2816430000

Ordering data

Products	Description of article	Order No.
 WPC WAGON	Workshop trolley (empty trolley with display, panel, shelving system for wire end ferrules and markers)	2634140000
WPC WAGON 115V	Workshop trolley (empty trolley with display, panel, shelving system for wire end ferrules and markers)	2728480000
 WPC KBZF A	Cable entry Option A	2666380000
 WPC KBZF B	Cable entry Option B	2666390000
 WPC GFSN	Gripper tray station	2666400000

More technical details and further labelling systems can be found in our online catalogue.



Let's connect.

Semi-automated cable assembly for simple and precise cutting to length CUTFIX PRO FEEDER: Fast. Flexible. Electric.

The growing demand of many customers for faster availability, increasing quality, and higher cost efficiency pose major challenges for control cabinet construction. Semi-automated solutions from Weidmüller increase speed, efficiency, and flexibility in all aspects of cable confection.


The purely electrically operated CUTFIX PRO and CUTFIX PRO FEEDER enable simple and precise cutting to length of flexible conductors in the cross-section range 0.08 to 10.00 mm² (AWG 40-8). The cutting jobs can be read in with the included software or entered quickly and easily on the display of the machine. In addition, the machine can be easily integrated into Weidmüller's modular Wire Processing Center (WPC) for even greater effectiveness.

Special features:

- Compact automatic cutting machine in robust design.
- Touch display for easy handling and visualisation
- Optionally addable multiple feeder

Optional multiple feed

The CUTFIX PRO can optionally be extended with a multiple feeder to the CUTFIX PRO FEEDER. This provides additional advantages in terms of efficiency and flexibility in stand-alone operation and when integrated into the Weidmüller Wire Processing Center (WPC).



Simple operation

The 5-inch touch display of the CUTFIX PRO makes it easy to operate and is so clear that you can keep an eye on all the machine's cutting jobs.

**Compact design**

The extremely compact CUTFIX PRO only has the footprint of an A4 page and can therefore be used flexibly even in confined spaces. Its robust metal components ensure a long service life.



Higher level of automation for standardised stripping and crimping

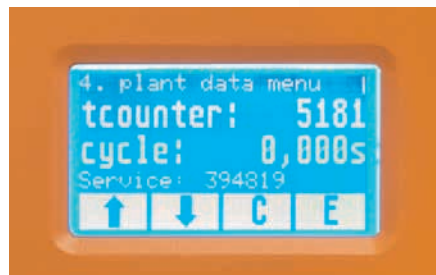
The progressive automation of individual work steps and processes has now become a key factor with respect to sustainable corporate success. Shortened installation times translate into minimised production costs, enhanced added value and thus greater corporate competitiveness.

We at Weidmüller have been developing stripping, crimping and cutting machines for more than 30 years. We make sure that they satisfy ever-growing industrial requirements, with pioneering standards and innovative ideas. Our latest generation of machines are distinct in that they are especially ease to use and feature robust designs.

The new CRIMPFIX R VARIO allows for the reliable processing of wire end ferrules on reels. All cross-sections from 0.5 up to 2.5 mm² (AWG 20 – 14) have been pre-installed and allow for optimal operating convenience with changing cross-sections.

Touchscreen display

Display of counter readings (daily, total and service counters). One-touch switching of the cross-sections on the display.




Loading of wire end ferrules

Simultaneous setting of all five cross-sections. Combined insert with Weidmüller wire end ferrules (standard and special collar sizes).

**Robust design**







The new more robust design extends the service life of the automatic machines as well as the maintenance intervals.



You are streamlining your manufacturing processes

Our automatic machines optimise installation times

Stripping and crimping machines

	CRIMPFIX E	CRIMPFIX R	CRIMPFIX R VARIO	CRIMPFIX L / CRIMPFIX LS	CRIMPFIX LZ	CA 100 C
						
Order number	2439140000	9028500000	2580000000	9028530000/ 9028540000	9027310000	On request
Electrical connections	100 - 240 V 50 - 60 Hz	100 - 240 V 50 - 60 Hz	100 - 240 V 50 - 60 Hz	100 - 240 V 50 - 60 Hz	100 - 240 V 50 - 60 Hz	100 - 240 V 50 - 60 Hz
Cycle time	1.8 sec.	1.5 sec.	< 2 sec.	1.5 sec.	1.5 sec.	1.5 sec.
Insertion length	40 mm	35 mm	27mm + crimping length	35mm/27mm+crimping length	35 mm	16 mm + crimping length
Pull of length						
Quantity in total per year	up to 80,0000	up to 400,000	up to 400,000	up to 400,000	up to 400,000	up to 1,000.000
0.14 mm ² / AWG 26	-	-	-	-	-	x
0.25 mm ² / AWG 24	-	-	-	-	-	x
0.34 mm ² / AWG 22	-	-	-	-	-	x
0.5 mm ² / AWG 20	x	x	x	x	x	-
0.75 mm ² / AWG 18	x	x	x	x	x	-
1.0 mm ² / AWG 17	x	x	x	x	x	-
1.5 mm ² / AWG 16	x	x	x	x	x	-
2.5 mm ² / AWG 14	x	x	x	x	-	-
4.0 mm ² / AWG 12	-	-	-	-	-	-
6.0 mm ² / AWG 10	-	-	-	-	-	-
10.0 mm ² / AWG 8	-	-	-	-	-	-
16.0 mm ² / AWG 6	-	-	-	-	-	-
Cable types	PVC	PVC, MTW, THHN, MTE, AWG, UL halogen free other soft/medium and hard insulation.	PVC, MTW, THHN, MTE, AWG, UL halogen free other soft/medium and hard insulation.	PVC, MTW, THHN, MTE, AWG, UL halogen free other soft/medium and hard insulation.	PVC, MTW, THHN, MTE, AWG, UL halogen free other soft/medium and hard insulation.	PVC, MTW, THHN, MTE, AWG, UL halogen free other soft/medium and hard insulation. Can be equipped with V-radius blades for special cables as well.
Ferrule type	Ferrules on reel	Ferrules on reel	Ferrules on reel	Loose ferrules	Loose ferrules	Loose ferrules
S type with bigger plastic collar	-	x	x	x	x	-
Longer and shorter ferrules	-	-	x	-	x	-
Ferrules without plastic collar	-	-	-	-	-	optional
Twin ferrules	-	-	-	-	x	-
Crimping length	Standard 8 mm	Standard 8 mm	8 and 10 mm	8 mm	6, 8 and 10 mm	6 and 8 mm
Wire crimp shape	Trapezoidal	Trapezoidal optional PZ 3	Trapezoidal optional PZ 3	Trapezoidal optional PZ 3	Trapezoidal	Trapezoidal optional PZ 3
Air pressure	Electrical driven	5 - 5.5 bar	5 - 5.5 bar	5 - 5.5 bar	5 - 5.5 bar	5 - 5.5 bar
Minor customer service	100,000 cycles	400,000 cycles	400,000 cycles	400,000 cycles	400,000 cycles	-
Major customer service	200,000 cycles	800,000 cycles	800,000 cycles	800,000 cycles	800,000 cycles	1,000.000 cycles
Dimension in mm	288 x 349 x 230	330 x 390 x 430	485 x 335 x 565	330 x 390 x 430	330 x 390 x 430	260 x 390 x 390
Weight	16 kg	23 kg	22 kg	31 kg	31 kg	23 kg
Change of cross section	Change reel of ferrules Adjust mechanic	Change reel of ferrules	No mechanical changes needed for varying cross sections. Simple touch one display. Easy adjustment for different crimping length.	Change ferrules Change oscillating conveyor Adjust single unit; LS: Adjust mechanics	Change ferrules Change oscillating conveyor Adjust single unit Change filler	Change ferrules Change holding unit Change oscillating conveyor Change single unit Adjust mechanic
Other		Optional magazine for 5 rolls can be retrofitted (Order No. 2443370000)	Interface for integration into the Wire Processing Center available	Order number AEH pot: • 1440540000 (0,5 - 1,5mm ² /AWG20-16) • 1440550000 (1,5 - 2,5mm ² /AWG16-14)		Order number conversion kits: • 1314530000 (0.14mm ² /AWG26) • 1314520000 (0.25mm ² /AWG24) • 1314510000 (0.34mm ² /AWG22)

**UL-certified crimp connection**

The UL certification for our crimped, insulated wire end ferrules means that Weidmüller has opened up an amazing number of possible applications for use around the world. The UL approval is valid for wire end ferrules, manual tools and crimping machines from Weidmüller, as an overall system.

				Crimping machine	Cutting machine	Stripping machine	
CA 100 2.5 CA 100 10		CA 100 DUO	CA Indent	POWERCRIMPER 6.0	CUTFIX PRO / CUTFIX PRO FEEDER	POWERSTRIPPER 6/ POWERSTRIPPER 16	POWERSTRIPPER AM12
On request		2740900000	On request	2634310000	2797190000 / 2797200000	9028510000 / 9028480000	1534740000
100 - 240 V 50 - 60 Hz 2.5 sec. 28 mm + crimping length		100 - 240 V / 50 - 65 Hz 2.5 - 3 sec. 28 mm + crimping length	100 - 240 V 50 - 60 Hz 2.5 sec. 36 mm	100 - 240 V 50 - 60 Hz 1.0 sec. 13 mm + crimping length	100 - 240 V 50 - 60 Hz max. 10 m/ sec. -	100 - 240 V 50 - 60 Hz 0.5 sec. 22 mm + crimping length 3 - 20 mm	100 - 240 V 50 - 60 Hz 3.0 sec. 80 mm 20 - 120 mm
up to 1,000,000		up to 1,000,000	up to 1,000,000	up to 400,000	up to 200,000		
CA 100 2.5	CA 100 10				CUTFIX PRO	PS 6	PS 16
-	-	-	x	-	x	x	-
-	-	-	x	-	x	x	-
x	-	-	x	-	x	x	-
x	-	-	x	x	x	x	-
x	-	-	x	x	x	x	-
x	-	-	x	x	x	x	-
x	-	-	x	x	x	x	-
x	x	optional	optional	x	x	x	x
-	x	x	optional	x	x	x	x
-	x	x	optional	-	x	-	x
-	optional	-	-	-	-	-	x
PVC, MTW, THHN, MTE, AWG, UL halogen free other soft/medium and hard insulation. Can be equipped with V-radius blades for special cables as well.		PVC, MTW, THHN, MTE, AWG, UL halogen free other soft/medium and hard insulation. Can be equipped with V-radius blades for special cables as well.	PVC, MTW, THHN, MTE, AWG, UL halogen free other soft/medium and hard insulation. Can be equipped with V-radius blades for special cables as well.	Independent of conductor insulation.	PVC, MTW, THHN, MTE, AWG, UL halogen free other soft/medium and hard insulation.	PVC, MTW, THHN, MTE, AWG, UL halogen free other soft/medium and hard insulation.	PVC, MTW, THHN, MTE, AWG, UL halogen free other soft/medium and hard insulation.
Loose ferrules optional	Loose ferrules	Loose ferrules	HDC, HD and optional HE	Loose ferrules	-		
x	-	-		x	-		
optional	optional	-		x	-		
optional	-	-		x	-		
6, 8, 10, 12 mm	10, 12, 18 mm	8, 10, 12 and 18 mm		6 - 18 mm	-		
Quadro optional Trapezoidal	Trapezoidal optional Quadro	Trapezoidal	4 Indent	Square	-		
5 - 5.5 bar	5 - 5.5 bar	5 - 5.5 bar	5 - 5.5 bar	5 - 5.5 bar	Electrical driven	Electrical driven	5 - 5.5 bar
-	-	-	400,000 cycles	800,000 cycles	200,000 cycles	500,000 cycles	
1,000,000 cycles	1,000,000 cycles	1,000,000 cycles	800,000 cycles	800,000 cycles	200,000 cycles	500,000 cycles	
530 x 400 x 460	550 x 415 x 440	530 x 400 x 460	165 x 504 x 240	165 x 504 x 240	292 x 310 x 260	295 x 190 x 190 / 295 x 190 x 230	230 x 254 x 520
40 kg	40 kg	40 kg	11.5 kg	11.5 kg	15 kg	8.8 kg / 11 kg	17 kg
Different tooling changes necessary per cross section, Adjust mechanic	Different tooling changes necessary per cross section combination, Adjust mechanic	Holding unit pin and socket and wire fixing unit	Turning the setting wheel	CUTFIX PRO = manually CUTFIX PRO FEEDER = Software controlled	Turn blad adjustment knob	4-fold blade can be adjusted to the appropriate diameter by rotation	V-radius knife Dimensions of the 4-fold-blade: 3.49mm / 4.37 mm / 6.20 mm / 7.70 mm
Order number AEH pot: • 1477050000 (0,5 - 1,0mm ² /AWG20-17) • 1447040000 (1,5 - 2,5mm ² /AWG16-14)	Order number conversion kits: • 2769020000 (4+6mm ² /AWG12+10) • 2769030000 (4+10mm ² /AWG12+8)	Further types of contacts possible after evaluation		Optional retrofitting of the CUTFIX PRO to the CUTFIX PRO FEEDER possible in the WM Service Interface for integration into the Wire Processing Center available	Optional versions possible after prior evaluation: • special stripping blades • special lengths		

Cable cutting machines

CUTFIX PRO

Cable cutting machine



The purely electrical driven CUTFIX PRO enables a simple and precise cutting of flexible conductors in the range of 0.08 - 10mm² (AWG 40-8). Cuttings jobs can be easily transmitted via the containing software or simply being added at the display of the automatic machine.

- Compact design and high robustness
- Usability and visualisation
- Optional multiple feeding unit
- Implementation into Weidmüller Wire Processing Center (WPC)



CUTFIX PRO FEEDER

Cable cutting machine with multiple feeding unit



The purely electrical driven CUTFIX PRO FEEDER enables a simple and precise cutting of flexible conductors in the range of 0.08 - 10mm² (AWG 40-8). Cuttings jobs can be easily transmitted via the containing software or simply being added at the display of the automatic machine. The implemented multiple feeding unit enables to process up to 12 conductors.

- Compact design and high robustness
- Usability and visualisation
- Interfaces for WPC approach

Technical data

CUTFIX PRO

Cutting capacity	
Flexible	0.08 - 10 mm ² (AWG 28-8)
Solid	0.08 - 2.5 mm ² (AWG 28-14)
Aperture	Max. 8 mm outer Ø
Feed rate	1.0 m/sek
Display	5" Touch Display
Length preselection	1 mm to 999999 mm
Memory	For up to 9.999 cutting jobs
Interface	USB A, USB B, Network, Serial
Software	For data transfer to PC
Electrical connection	100-240 V AC; 50/60 Hz
Connected load	100 VA
Dimensions D x W x H (mm)	250 x 300 x 250 mm
Weight	Approx. 10 kg

Ordering data

Type	Qty.	Order No.
CUTFIX PRO	1	2797190000
URS FEEDING UNIT CF PRO	1	on request

Technical data

CUTFIX PRO FEEDER

Cutting capacity	
Flexible	0.08 - 10 mm ² (AWG 28-8)
Solid	0.08 - 2.5 mm ² (AWG 28-14)
Aperture	flexible 11x 0.5 - 2.5 mm ² (AWG 20-14), 1x 4 - 10 mm ² (AWG 12-8)
Feed rate	1.0 m/sek
Display	5" Touch Display
Length preselection	1 mm to 999999 mm
Memory	For up to 9.999 cutting jobs
Interface	USB A, USB B, Network, Serial
Software	For data transfer to PC
Electrical connection	100-240 V AC; 50/60 Hz
Connected load	100 VA
Dimensions D x W x H (mm)	370 x 300 x 250 mm
Weight	Approx. 13.5 kg

Ordering data

Type	Qty.	Order No.
CUTFIX PRO FEEDER	1	2797200000

Automatic strippers

- Stripping of stranded wires according to DIN VDE 0295, Cl. 5
- Partial stripping; the insulation remains on the wire end.
- No need to change tools
- Electric drive
- For small and medium-sized batches
- Precise adjustment possible through touch display
- Day and total unit counter ensures production monitoring

Automatic machines are designed to process wires acc. to DIN VDE 0295/5, DIN VDE 0281/102 and DIN VDE 0281/103.

Processing of other wire types on request.

Powerstripper 6.0

0.05 ... 6.0 mm²



Powerstripper 6.0

- Quick and easy adjustment to the respective cross-section
- Stripping length: 3...20 mm
- Min. conductor length: 22 mm + stripping length
- Max outer diameter 5mm

Powerstripper 16.0

2.5...16.0 mm²



Powerstripper 16.0

- Quick and easy adjustment to the respective cross-section
- Stripping length: 3...20 mm
- Min. conductor length: 22 mm + stripping length
- Max outer diameter 8 mm

Technical data

Specification
Stripping range
Conductor length, min.
Pull-off length
Pulse time
Electrical connection
Tool data
Depth / Width / Height
Weight
Note

POWERSTRIPPER 6,0
0.05 - 6.0 mm ² (~AWG 30-10)
22 mm + stripping length
3-20 mm
approx. 0.5 s
100-240 V / 50/60 Hz / 70 VA
295 / 190 / 190 mm
8.8 kg

POWERSTRIPPER 16,0
2.5 - 16 mm ² (~AWG 14-6)
22 mm + stripping length
3-20 mm
approx. 1.5 s
100-240 V / 50/60 Hz / 100 VA
295 / 190 / 230 mm
11 kg

Ordering data

Version
Note

Type	Qty.	Order No.
POWERSTRIPPER 6,0	1	9028510000

Type	Qty.	Order No.
POWERSTRIPPER 16,0	1	9028480000

Accessories

	Spare blade
Note	

Type	Qty.	Order No.
AIMESA V	1	9050180000

Type	Qty.	Order No.
AIMESA V	1	9050180000

Automatic strippers

Automatic strippers

- Strips stranded wires according to DIN VDE 0295, Cl. 5
- Partial stripping of insulation; the insulation remains on the wire end
- Integrated sensing system for determining the wire cross-section and the resulting cutting depth
- Electric drive
- Change of tools not necessary
- For small and mid-sized batches
- Automatic adjustment to the appropriate wire cross-section

Automatic machines are designed to process wires according to DIN VDE 0295/5, DIN VDE 0281/102 and DIN VDE 0281/103.

Processing of other wire types on request.

Powerstripper auto 2.5

0.5...2.5 mm²



Power stripper auto 2.5-20

- Stripping length from 3...20 mm
- Min. conductor length 22 mm plus stripping length
- Evaluation of conductor necessary

Powerstripper auto 16.0

4.0 to 16 mm²



Power stripper auto 16-20

- Stripping length from 3...20 mm
- Min. conductor length 22 mm plus stripping length
- Evaluation of conductor necessary

Technical data

Specification
Stripping range
Conductor length, min.
Pull-off length
Pulse time
Electrical connection
Tool data
Depth / Width / Height
Weight
Note

Ordering data

Version
Note

POWERSTRIPPER AO 2,5-20
0.5 - 2.5 mm ² (~AWG 20-14)
22 mm + stripping length
1-20 mm
approx. 0.5 s
100-240 V / 50/60 Hz / 70 VA
295 / 190 / 205 mm
9 kg

Type	Qty.	Order No.
POWERSTRIPPER AO 2,5-20	1	on request

POWERSTRIPPER AO 16-20
4 - 16 mm ² (~AWG 12-6)
22 mm + stripping length
1-20 mm
approx. 1.5 s
100-240 V / 50/60 Hz / 100 VA
295 / 190 / 230 mm
11 kg

Type	Qty.	Order No.
POWERSTRIPPER AO 16-20	1	on request

Automatic strippers

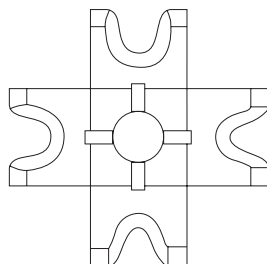
- Electro-pneumatic drive
- Precise sheath stripping on conductors with various insulation types
- Very easy to use

Powerstripper AM 12

3.5...11.9 mm

**Powerstripper AM 12**

- Stripping a cable with an outside diameter of 3.5 ... 11.9 mm
- Use of wire cross-sections with adapted V-radius blades
- Infinitely variable adjustment of sheath stripping and pull-off lengths between 25 and 120 mm
- Low weight and compact design
- Easy blade replacement
- 4-fold star-blade for various conductor diameters, V-Radius blades in 3.49 / 4.37 / 6.20 / 7.70 mm

**Technical data**

Specification	POWERSTRIPPER AM 12
Insertion length	80 mm
Min./max. stripping area	3.5 mm-11.90
Min./max. stripping length	25-120
Pull-off length	20 - 120 mm
Electrical connection	100 - 240 V / 50/60 Hz / 16 VA
Compressed-air connection	5 - 5.5 bar
Pulse time	approx. 3 s
Tool data	
Depth / Width / Height	230 / 254 / 520 mm
Weight	17 kg
Note	

Ordering data

Version	Type	Qty.	Order No.
	POWERSTRIPPER AM 12	1	1534740000
Note			

Stripping and crimping machines

Stripping and crimping machines

CRIMPFIX E:

- Purely electrically driven for processing harmonised PVC conductors
- Crimping range of 0.5 – 2.5 mm² (AWG 20 - 14)
- Weidmüller wire end ferrules on reel
- Adjustable stripping blades
- Integrated day, total and service counter
- No tool change required when changing the cross-section range
- Simple modification of the machine parameters for the entire crimping range

Powercrimper 6.0:

- Powercrimper 6.0 is an automatic crimping machine for the crimping range 0.5 - 6 mm² (AWG 20 - 10)

Powercrimper 6.0**Powercrimper 6.0**

- Flexible applications in wire end ferrule processing
- Short pulse times and easy handling
- Robust and a long service life
- Ferrules with and without plastic collar 0.5 - 6 mm² (AWG 20-10)
- Twin ferrules 0.5 - 6 mm² (AWG 20-10)
- Air pressure necessary

CRIMPFIX E**CRIMPFIX E**

- 3-level stripping blade adjustable for each cross-section
- Change of tools not necessary
- Crimping length: 8 mm
- Integrated day, total and service counter

Technical data

Specification
Stripping range
Crimping length
Pulse time
Cross-section range
Electrical connection
Compressed-air connection
Tool data
Depth / Width / Height
Weight
Note

Ordering data

Version
Note

POWERCRIMPER 6.0
0.5 - 6 mm ² (AWG 20-10)
6 - 18 mm
approx. 1 s
0.5...6 mm ²
100 - 240 V / 50/60 Hz / 16 VA
5 - 5.5 bar
405 / 165 / 240 mm
Note

Type	Qty.	Order No.
POWERCRIMPER 6.0	1	2634310000
Note		

CRIMPFIX E
0.5 - 2.5 mm ² (~AWG 20-14)
8 mm
approx. 1.8 sec
0.5...2.5 mm ²
100-240 V / 50/60 Hz / 100 VA
349 / 288 / 230 mm
16 kg
Note

Type	Qty.	Order No.
CRIMPFIX E	1	2439140000
Note		

Stripping and crimping machines

- For wire end ferrules with plastic collar on reel
- Conductor stripping and crimping in one step
- Quick adjustment to the required cross-section range
- Change of tools not necessary, therefore efficient and time-saving processing

Automatic machines are designed to process wires according to DIN VDE 0295/5, DIN VDE 0281/102 and DIN VDE 0281/103.

Processing of other wire types on request.

CRIMPFIX R

0.5...2.5 mm²



CRIMPFIX R

- 0.5 - 2.5 mm² / AWG 20-14
- Variable processing of wire end ferrules on reel with standard collar and special size
- Crimping length 8 mm
- Crimping shape PZ 3 optional
- No tool-change required
- 5-fold magazine accessible available



CRIMPFIX MAGAZINE

CRIMPFIX R VARIO



CRIMPFIX R VARIO

- 0.5 - 2.5 mm² / AWG 20-14
- Variable processing of wire end ferrules on reel with standard collar and special size
- Crimping length 8 -10 mm
- Crimping shape PZ 3 optional
- Very simple and uncomplicated operation via touch display
- Magazine filling with 23,000 wire end ferrules for direct processing

Technical data

Specification
Stripping range
Crimping length
Pulse time
Cross-section range
Electrical connection
Compressed-air connection
Tool data
Depth / Width / Height
Weight
Note

Ordering data

Version
Note

CRIMPFIX R
0.5 - 2.5 mm ² (~AWG 20-14)
8 mm
approx. 1 s
0.5...2.5 mm ²
100-240 V / 50/60 Hz / 25 VA
5 - 5.5 bar
330 / 390 / 430 mm
23 kg

Type	Qty.	Order No.
CRIMPFIX R	1	9028500000
CRIMPFIX MAGAZIN	1	2443370000

CRIMPFIX R VARIO
0.5 - 2.5 mm ² (~AWG 20-14)
8/10 mm
approx. 2 s
0.5...2.5 mm ²
100 - 240 V / 50/60 Hz / 16 VA
5 - 5.5 bar
485 / 335 / 565 mm
22 kg

Type	Qty.	Order No.
CRIMPFIX R VARIO	1	2580000000

Stripping and crimping machines

Stripping and crimping machines

- For loose-packed wire end ferrules with plastic collar
- Conductor stripping and crimping in one step
- Oscillating conveyor for grabbing free wire end ferrules
- Quick adjustment to the required cross-section range
- Change of tools not necessary, therefore efficient and time-saving processing

Automatic machines are designed to process wires according to DIN VDE 0295/5, DIN VDE 0281/102 and DIN VDE 0281/103.

Processing of other wire types on request.

CRIMPFIX L / CRIMPFIX LS

0.5...2.5 mm²



CRIMPFIX L/LS

- Change of tools not necessary
- Short pulse times
- Processing also of special wire end ferrules with a large plastic collar
- Crimp shape: trapezoidal; optional PZ3 crimp
- Crimping length: CRIMPFIX L: 8 mm, CRIMPFIX LS: 6, 8 and 10 mm
- Electric/pneumatic drive
- Fully electronic control
- For medium-sized batches

CRIMPFIX LZ

2 x 0.5...2 x 1.5 mm²



CRIMPFIX LZ

For twin wire end ferrules

- Crimping quality in accordance with DIN 46228
- Change of tools not necessary
- Short pulse times
- Crimping length 8 mm
- Electric/pneumatic drive
- Fully electronic control
- For medium-sized batches

Technical data

Specification
Stripping range
Crimping length
Pulse time
Cross-section range
Electrical connection
Compressed-air connection
Tool data
Depth / Width / Height
Weight
Note

Ordering data

Version
Note

CRIMPFIX L	CRIMPFIX LS
0.5 - 2.5 mm ² (~AWG 20-14)	0.5 - 2.5 mm ² (~AWG 20-14)
8 mm	6/8/10 mm
approx. 1 s	approx. 1 s
0.5...2.5 mm ²	0.5...2.5 mm ²
100-240 V / 50/60 Hz / 110 VA	100-240 V / 50/60 Hz / 110 VA
5 - 5.5 bar	5 - 5.5 bar
330 / 390 / 460 mm	330 / 390 / 460 mm
31 kg	31 kg

Type	Qty.	Order No.
CRIMPFIX L	1	9028530000
CRIMPFIX L PZ3	1	1243790000
CRIMPFIX LS	1	9028540000
CRIMPFIX LS PZ3	1	9025300000
Wire end ferrules: see section J		

CRIMPFIX LZ
2 x 0.5 - 2 x 1.5 mm ² (~AWG 2x20 - 2x16)
8 mm
approx. 1 s
0.5...1.5 mm ²
100-240 V / 50/60 Hz / 110 VA
5 - 5.5 bar
330 / 390 / 460 mm
31 kg

Type	Qty.	Order No.
CRIMPFIX LZ	1	9027310000
Wire end ferrules, see chapter J		

Stripping and crimping machines

- For loose-packed wire end ferrules with plastic collar
- Conductor stripping and crimping in one step
- Oscillating conveyor for grabbing free wire end ferrules
- Quick adjustment to the required cross-section range via touch display

Automatic machines are designed to process wires according to DIN VDE 0295/5, DIN VDE 0281/102 and DIN VDE 0281/103.

Processing of other wire types on request.

CA 100 DUO

6...10 mm²



- Processing range from 6 to 10 mm² (optional 4 mm²) in one work step
- Processing of WM wire end ferrules of various crimping lengths (L2 = 8, 10, 12 und 18 mm)
- Change of tools not necessary
- Selection of the cross section via touch display

Technical data

Specification
Stripping range
Crimping length
Pulse time
Electrical connection
Compressed-air connection
Tool data
Depth / Width / Height
Weight
Note

CA 100 DUO
6 - 10 mm ² (4 mm ² opt.) / AWG 10-8 (AWG 12 opt.)
6 - 18 mm
approx. 3 s
100-240 V / 50/60 Hz / 100 VA
5 - 5.5 bar
550 / 415 / 440 mm
40 kg

Ordering data

Version
Note

Type	Qty.	Order No.
CA 100 DUO	1	2740900000
Wire end ferrules see chapter J		

Accessories

Adjustment Set 4 - 6 mm ²
Adjustment Set 4 - 10 mm ²
Note

Type	Qty.	Order No.
URS CA 100 DUO 4-6MM ²		2769020000
URS CA 100 DUO 4-10MM ²		2769030000

Stripping and crimping machines

CA 100 C

0.14...0.34 mm²

The CA 100 C ("Compact") is an electro-pneumatic, modular crimping machine used to efficiently process unconnected (bulk-packed) ferrules with plastic collars. It is used for wires with small cross-sections of 0.14 to 0.34 mm² (AWG 26 to 22).

- For processing small cross-sections from 0.14 to 0.34 mm² (AWG 26 to 22), with 6/8 mm crimping lengths
- The removable control panel makes it convenient to operate and adjust.
- Simple, user-friendly menu navigation and touch-screen display
- Daily piece-part counter
- Short insertion length: 22 mm
- Tool is easy to change
- Quick setup and re-tooling
- Short cycle times: 1.5 s
- Compact design
- Electro-pneumatic
- Optional processing of wire end ferrules without plastic collar possible
- in processing range of 0.14 – 0.75 mm² * (AWG 26 – 18) possible
- Crimping shape trapezoidal

Technical data

	CA 100 C
Crimping range	0.14 ... 0.34 mm ² (AWG 26...22)
Crimping lengths	6 ... 8 mm
Connection	100 - 240 V / 50 - 60 Hz / 100 VA
Drive	pneumatic
Compressed air connection	5 - 5.5 bar
Processing time	1.5 s
Size W x D x H	260 x 390 x 390
Weight	23 kg

Ordering data

Type	Qty.	Order No.
CA 100 C	1	on request

Note on ordering

In order to precisely determine the required conversion tool, you will need the exact specifications for both the wire end ferrules being processed and the conductors being processed.

Detailed quotation available on request. Ferrules see chapter J

CA 100/2.5

0.34...4 mm²

The CA 100/2.5 is an electro-pneumatic-driven automatic stripper and crimper for time-saving and efficient processing of loose-packed wire end ferrules. It is designed for stationary preparation of medium-sized batches of conductors. The machine is characterised by rapid and simple operation.

- Stripping and crimping in one operation
- Electro-pneumatic drive
- Stripping and crimping range 0.34 ... 4 mm² (AWG 22 to 12)
- Processes ferrules of various lengths
- Rapid and easy conversion
- Vibration feeder takes loose ferrules
- Optional processing of wire end ferrules without plastic collar possible
- Crimping shape quadro

Technical data

	CA 100/2,5
Crimping range	0.34 ... 4 mm ² (AWG 22...12) (using respective tool)
Crimping lengths	6 ... 12 mm
Connection	100 - 240 V / 50 - 60 Hz / 100 VA
Drive	pneumatic
Compressed air connection	5 - 5.5 bar
Processing time	approx. 2.5 s
Crimping	Quadrocrimp
Size W x D x H	530 x 400 x 460
Weight	40 kg
Options	Trapezoidal crimp tool

Ordering data

Type	Qty.	Order No.
CA 100/2.5	1	on request

Note on ordering

In order to precisely determine the required conversion tool, you will need the exact specifications for both the wire end ferrules being processed and the conductors being processed.

Detailed quotation available on request. Ferrules see chapter J

CA 100/104...10 mm²

The CA 100/10 is an electropneumatic powered automatic stripper and crimper for time-saving and rational processing of loose wire end ferrules. It has been developed for the assembly of medium series cables in stationary areas. The automatic machines feature quick and easy handling.

- Stripping and crimping in one operation
- Electropneumatic drive
- Stripping and crimping in a range of 4 to 10 mm² (AWG 12 – 8)
- Processing of wire end ferrules of various crimping length
- Quick and easy retooling
- Oscillating conveyor to hold loose wire end ferrules
- Optional processing of wire end ferrules without plastic collar possible

Technical data

	CA 100/10
Crimping range	4 ... 10 mm ² (AWG 12...8) (with usage of the respective tool set)
Crimping lengths	6...18 mm
Connection	100 - 240 V / 50 - 60 Hz / 100 VA
Drive	Electropneumatic
Compressed-air connection	5 - 5.5 bar
Pulse time	approx. 2.5 sec.
Crimping	Trapezoidal crimp
Dimensions W x D x H (mm)	530 x 400 x 460
Weight	40 kg
Options	Quadrocrimp tool: for a perfectly square four-sided crimp

Ordering data

Type	Qty.	Order No.
CA 100/10	1	on request

Note on ordering

In order to precisely determine the required conversion tool, you will need the exact specifications for both the wire end ferrules being processed and the cables being processed.

We can send you a detailed offer upon request. Ferrules see chapter J

CA Indent0.14...2.5 mm²

The CA Indent is an electro-pneumatic-driven automatic stripper and crimper for processing loose-packed, turned male and female contacts. The contacts are fed automatically via an oscillating conveyor set-up. Conductors and contacts in the 0.34 ... 2.5 mm² range (AWG 22 to 14) can be crimped normally with a indent crimp shape, in compliance with MIL C-22520/1-01. The settings for stripping and crimp depth are motor-driven. The values can be saved in 50 different programs. The keyboard is used for configuration and programming. Important data, functions and errors are shown on the LCD display. With the help of the appropriate tools, the automatic crimper may be converted to various contacts and/or conductors.

- Stripping and crimping in one operation
- Electro-pneumatic drive
- Strips and crimps 0.14 - 2.5 mm² (AWG 26-14)
- Processes loose twisted pin and socket contacts
- Weidmüller HDC-C-HD/HE contacts further contacts on request
- Rapid and simple change-over
- Vibration-feeder takes 500 loose machined contacts
- Indent crimp conforms with MIL C-22520/1-01
- Program memory for 50 contact variations
- Stripping and crimping dimensions adjusted by means of electric motor

Technical data

	CA Indent
Stripping range	0.14 ... 2.5 mm ² / (AWG 26-14)
Connection	100 - 240 V / 50 - 60 Hz / 185 VA
Drive	pneumatic
Compressed air connection	5 - 5.5 bar
Processing time	approx. 2.5 s
Size W x D x H	450 x 490 x 420
Weight	40 kg

Ordering data

Type	Qty.	Order No.
CA Indent	1	on request

Note on ordering

The machine is set up using sample contacts to suit the user's requirements. For this we need the name of the manufacturer, the type designation and the cross-sections of the contacts.

Detailed quotation available on request. Additional accessories can be found in our Heavy-Duty Connectors Catalogue.

Wire end ferrules and insulated connectors

Wire end ferrules and insulated connectors	Introduction	J.2
	Wire end ferrules with plastic collars	J.4
	Twin wire end ferrules with plastic collars	J.10
	Wire end ferrules for short-circuit-proof and earth-fault-proof cables	J.13
	Wire end ferrules with plastic collars, special sizes	J.14
	Wire end ferrules without plastic collar	J.16
	Assortment of wire end ferrules	J.18
	Introduction to the insulated connectors	J.20
	Insolated connectors with flared isolation	J. 21

Wire end ferrules and insulated connectors

Weidmüller stocks a comprehensive range of wire end ferrules and insulated cable lugs for immediate supply.

Wire end ferrules

Wire end ferrules ensure the long-term quality of electrical connections. Another advantage is their usefulness during installation. The wide range of products embraces wire end ferrules with or without plastic collars and twin wire end ferrules in all the colours normally required by users.



Insulated cable lugs

Insulated cable lugs ensure the long-term quality of electrical connections. Most of the products in the range (apart from the butt connectors) have a conical inlet. This guarantees optimum entry of the conductor as the strands are automatically centred.



CSA - US certification

The following wire end ferrules are CSA-US certified:



- Unconnected wire end ferrules (bulk-packaged) from 0.14 mm² to 50 mm² (~ AWG 26 – 1)
- Twin wire end ferrules from 2 x 0.5 mm² to 2 x 16 mm² (~ AWG 20 – 6)
- Special wire end ferrules for use in small wire chambers and with AWG wires
- Tape-packaged wire end ferrules on reels, or on belt, from 0.5 mm² to 2.5 mm² (~ AWG 20 – 14)
- Un-insulated wire end ferrules from 0.14 mm² to 50 mm²

UL certification

The following ferrules have a UL certification in conjunction with our hand tools and automatic machines:



- Unconnected wire end ferrules (bulk packaged) from 0.14 mm² to 50 mm² (~ AWG 26 – 1)

Tools

Tools for insulated cable lugs

Tool	Order No.	0.5 - 1.5	Type of contact 1.5 - 2.5	4.0 - 6.0
CTI 6	9006120000	●	●	●
CTI 6 G	9202850000	●	●	●
HTI 15	9014400000	●	●	●
Station		red	blue	yellow

Crimping tools for ferrules

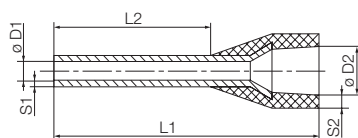
	PZ 1.5	stripax® plus 2.5	PZ 3	PZ 4	PZ 6 Roto L	PZ 6 Roto	PZ 6/5	PZ 10 HEX	PZ 10 SQR	PZ 16	PZ 50
	Order No.										
	9005990000	9020000000	0567300000	9012500000	1444050000	9014350000	9011460000	1445070000	1445080000	9012600000	9006450000
Ferrule mm ²											
H 0.14	●				●	●		●	●		
H 0.25	●				●	●	●	●	●		
H 0.34	●				●	●	●	●	●		
H 0.5	●	● ¹	●	●	●	●	●	●	●		
H 0.75	●	● ¹	●	●	●	●	●	●	●		
H 1.0	●	● ¹	●	●	●	●	●	●	●		
H 1.5	●	● ¹	●	●	●	●	●	●	●		
H 2.5		● ¹	●	●	●	●	●	●	●		
H 4.0			●	●	●	●	●	●	●		
H 6.0			●		●	●	●	●	●	●	
H 10.0								●	●	●	
H 16.0										●	
H 25.0											●
H 35.0											●
H 50.0											●

●¹ = ferrules in strip form only

Twin wire end ferrules are to be crimped according to the following table:

Tool	Order No.	H 0.5	H 0.75	H 1.0	H 1.5	Ferrules H 2.5	H 4.0	H 6.0	H 10.0	H 16.0
PZ 1.5	9005990000	●	●							
PZ 3	0567300000	●	●	●	●	●				
PZ 4	9012500000	●	●	●	●	●				
PZ 6 Roto	9014350000	●	●	●	●	●	●			
PZ 6 Roto L	1444050000	●	●	●	●	●	●			
PZ 6/5	9011460000		●	●	●	●	●			
Station		1,5 mm ²	1,5 mm ²	2,5 mm ²	2,5 mm ²	4 mm ²	6 mm ²			
PZ 10 HEX	1445070000	●	●	●	●	●	●	●		
PZ 10 SQR	1445080000	●	●	●	●	●	●	●		
PZ ZH 16	9013600000							●	●	●

Wire end ferrules with plastic collars



- Polypropylene conical entry funnel
- Heat-resistant up to 105°C

For conductors from 0.25-150 mm² (AWG 24-300MCM)

Material E-Cu, electro-galvanised

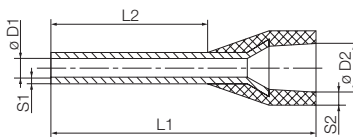
Dimensional tolerance acc. to DIN 46228 Part 4

Weidmüller colour code

Packed loose



Type	Ø mm ²	AWG	L1	L2	D1	D2	S1	S2	Stripping length	Colour	Qty.	Order No.
H0,25/10 HBL	0.25	AWG 24	10.00	6	0.8	1.8	0.15	0.25	8	Light Blue	500	9025740000
H0,25/12 HBL	0.25	AWG 24	12.00	8	0.8	1.8	0.15	0.25	10	Light Blue	500	9025760000
H0,34/10 TK	0.34	AWG 22	10.00	6	0.8	2	0.15	0.25	8	Turquoise	500	9025750000
H0,34/12 TK	0.34	AWG 22	12.00	8	0.8	2	0.15	0.25	10	Turquoise	500	9025770000
H0,5/12 OR	0.5	AWG 20	12.00	6	1	2.6	0.15	0.2	8	orange	500	0409500000
H0,5/14 OR	0.5	AWG 20	14.00	8	1	2.6	0.15	0.2	10	orange	500	0690700000
H0,5/14 OR SP	0.5	AWG 20	14.00	8	1	2.6	0.15	0.2	10	orange	100	1476230000
H0,5/16 OR	0.5	AWG 20	16.00	10	1	2.6	0.15	0.2	12	orange	500	9025870000
H0,5/18 OR	0.5	AWG 20	18.00	12	1	2.6	0.15	0.2	14	orange	500	1076980000
H0,75/12 W	0.75	AWG 18	12.00	6	1.2	2.8	0.15	0.25	8	white	500	0409600000
H0,75/14 W	0.75	AWG 18	14.00	8	1.2	2.8	0.15	0.25	10	white	500	0462900000
H0,75/14 W SP	0.75	AWG 18	14.00	8	1.2	2.8	0.15	0.25	10	white	100	1476240000
H0,75/16 W	0.75	AWG 18	16.00	10	1.2	2.8	0.15	0.25	12	white	500	9025860000
H0,75/18 W	0.75	AWG 18	18.00	12	1.2	2.8	0.15	0.25	14	white	500	9025910000
H1,0/12 GE	1	AWG 17	12.00	6	1.4	3	0.15	0.25	8	yellow	500	0409700000
H1,0/14 GE	1	AWG 17	14.00	8	1.4	3	0.15	0.25	10	yellow	500	0463000000
H1,0/14 GE SP	1	AWG 17	14.00	8	1.4	3	0.15	0.25	10	yellow	100	1476250000
H1,0/16 GE	1	AWG 17	16.00	10	1.4	3	0.15	0.25	12	yellow	500	9025950000
H1,0/18 GE	1	AWG 17	18.00	12	1.4	3	0.15	0.25	15	yellow	500	9025930000
H1,5/14 R	1.5	AWG 16	14.00	8	1.7	3.5	0.15	0.25	10	red	500	0463100000
H1,5/14 R SP	1.5	AWG 16	14.00	8	1.7	3.5	0.15	0.25	10	red	100	1476270000
H1,5/16 R	1.5	AWG 16	16.00	10	1.7	3.5	0.15	0.25	12	red	500	0635100000
H1,5/24 R	1.5	AWG 16	24.00	18	1.7	3.5	0.15	0.25	20	red	500	0565600000
H2,5/15D BL	2.5	AWG 14	15.00	8	2.2	4.4	0.15	0.25	10	blue	500	9019160000
H2,5/15D BL SP	2.5	AWG 14	15.00	8	2.2	4.4	0.15	0.25	10	blue	100	1476280000
H2,5/19D BL	2.5	AWG 14	19.00	12	2.2	4.2	0.15	0.25	14	blue	500	9019170000
H2,5/25D BL	2.5	AWG 14	25.00	18	2.2	4.4	0.15	0.25	20	blue	500	9019180000
H4,0/18D GR	4	AWG 12	18.00	10	2.8	4.8	0.2	0.3	12	grey	500	9019190000
H4,0/18D GR SP	4	AWG 12	18.00	10	2.8	4.8	0.2	0.3	12	grey	100	1476290000
H4,0/20D GR	4	AWG 12	20.00	12	2.8	4.8	0.2	0.3	14	grey	500	9019200000
H4,0/26D GR	4	AWG 12	26.00	18	2.8	4.8	0.2	0.3	20	grey	100	9019210000
H6,0/20 SW	6	AWG 10	20.00	12	3.5	6.3	0.2	0.3	14	black	100	0533500000
H6,0/26 SW	6	AWG 10	26.00	18	3.5	6.3	0.2	0.3	20	black	100	0565700000
H10,0/22 EB	10	AWG 8	22.00	12	4.5	7.6	0.2	0.4	15	ivory	100	0534200000
H10,0/28 EB	10	AWG 8	28.00	18	4.5	7.6	0.2	0.4	21	ivory	100	5658000000
H16,0/22 GN	16	AWG 6	22.00	12	5.8	8.8	0.2	0.4	15	green	100	0565900000
H16,0/28 GN	16	AWG 6	28.00	18	5.8	8.8	0.2	0.4	21	green	100	0566000000
H25,0/30 BR	25	AWG 3	30.00	16	7.3	11.2	0.2	0.4	18	brown	50	0317000000
H25,0/36 BR	25	AWG 3	36.00	22	7.3	11.2	0.2	0.4	24	brown	50	3171000000
H35,0/30 BE	35	AWG 2	30.00	16	8.3	12.7	0.2	0.4	19	beige	50	0317200000
H35,0/39 BE	35	AWG 2	39.00	25	8.3	12.7	0.2	0.4	28	beige	50	3173000000
H50,0/36 OLIV	50	AWG 1	36.00	20	10.3	15	0.3	0.5	26	Olive green	50	0444200000
H70,0/37 GE	70	AWG 2/0	37.00	21	12.7	16	0.35	0.6	26	yellow	25	9028200000
H95,0/44 R	95	AWG 3/0	44.00	25	14.7	18	0.35	0.6	31	red	25	9028210000
H120,0/50 BL	120	AWG 4/0	50.00	30	16.5	21	0.5	0.7	36	blue	25	9028220000
H150,0/54 GE	150	AWG 300 MCM	54.00	32	18.5	23.5	0.5	0.75	38	yellow	25	9028230000



- Polypropylene conical entry funnel
- Heat-resistant up to 105°C

For conductors from 0.14-4 mm² (AWG 26-12)
Material E-Cu, electro-galvanised
Dimensional tolerance acc. to DIN 46228 Part 4

Weidmüller colour code

In multi-pack bag



Type	Ø mm ²	AWG	L1	L2	D1	D2	S1	S2	Stripping length	Colour	Qty.	Order No.
H0,14/10 GR SV	0.14	AWG 26	10.00	6	0.6	1.5	0.15	0.25	8	● grey	500	9005180000
H0,14/12 GR SV	0.14	AWG 26	12.00	8	0.6	1.5	0.15	0.25	10	● grey	500	9028240000
H0,25/10 HBL SV	0.25	AWG 24	10.00	6	0.8	1.8	0.15	0.25	8	● Light Blue	500	9026050000
H0,25/12 HBL SV	0.25	AWG 24	12.00	8	0.8	1.8	0.15	0.25	10	● Light Blue	500	9025780000
H0,34/10 TK SV	0.34	AWG 22	10.00	6	0.8	2	0.15	0.25	8	● Turquoise	500	9026030000
H0,34/12 TK SV	0.34	AWG 22	12.00	8	0.8	2	0.15	0.25	10	● Turquoise	500	9025790000
H0,5/12 OR SV	0.5	AWG 20	12.00	6	1	2.6	0.15	0.2	8	● orange	500	9028260000
H0,5/14 OR SV	0.5	AWG 20	14.00	8	1	2.6	0.15	0.2	10	● orange	500	9026060000
H0,5/16 OR SV	0.5	AWG 20	16.00	10	1	2.6	0.15	0.2	12	● orange	500	9028270000
H0,75/12 W SV	0.75	AWG 18	12.00	6	1.2	2.8	0.15	0.25	8	○ white	500	9028280000
H0,75/14 W SV	0.75	AWG 18	14.00	8	1.2	2.8	0.15	0.25	10	○ white	500	9026070000
H0,75/16 W SV	0.75	AWG 18	16.00	10	1.2	2.8	0.15	0.25	12	○ white	500	9028290000
H0,75/18 W SV	0.75	AWG 18	18.00	12	1.2	2.8	0.15	0.25	14	○ white	500	9028300000
H1,0/12 GE SV	1	AWG 17	12.00	6	1.4	3	0.15	0.25	8	● yellow	500	9028310000
H1,0/14 GE SV	1	AWG 17	14.00	8	1.4	3	0.15	0.25	10	● yellow	500	9026080000
H1,0/16 GE SV	1	AWG 17	16.00	10	1.4	3	0.15	0.25	12	● yellow	500	9028320000
H1,0/18 GE SV	1	AWG 17	18.00	12	1.4	3	0.15	0.25	15	● yellow	500	9028340000
H1,5/14 R SV	1.5	AWG 16	14.00	8	1.7	3.5	0.15	0.25	10	● red	500	9026090000
H1,5/16 R SV	1.5	AWG 16	16.00	10	1.7	3.5	0.15	0.25	12	● red	500	9028350000
H2,5/15 BL SV	2.5	AWG 14	15.00	8	2.2	4.4	0.15	0.25	10	● blue	500	9026100000
H4,0/18 GR SV	4	AWG 12	18.00	10	2.8	4.8	0.2	0.3	12	● grey	250	9026010000

Weidmüller colour code

Strips of linked wire end ferrules



Type	Ø mm ²	AWG	L1	L2	D1	D2	S1	S2	Stripping length	Colour	Qty.	Order No.
H0,5/14 OR BD	0.5	AWG 20	14.00	8	1	2.6	0.15	0.25	10	● orange	500	9004270000
H0,75/14 W BD	0.75	AWG 18	14.00	8	1.2	2.8	0.15	0.25	10	○ white	500	9004290000
H1,0/14 GE BD	1	AWG 17	14.00	8	1.4	3	0.15	0.25	10	● yellow	500	9004320000
H1,5/14 R BD	1.5	AWG 16	14.00	8	1.7	3.2	0.15	0.25	10	● red	500	9004340000
H2,5/14D BL BD	2.5	AWG 14	14.00	8	2.2	4	0.15	0.25	10	● blue	500	9004360000

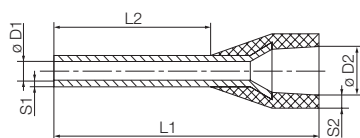
Weidmüller colour code

Reel of linked wire end ferrules



Type	Ø mm ²	AWG	L1	L2	D1	D2	S1	S2	Stripping length	Colour	Qty.	Order No.
H0,5/14 OR BD GSP	0.5	AWG 20	14.00	8	1	2.8	0.15	0.28	10	● orange	5000	9005810000
H0,5/16 OR BD GSP	0.5	AWG 20	16.00	10	1	2.8	0.15	0.28	12	● orange	5000	1476010000
H0,75/14 W BD GSP	0.75	AWG 18	14.00	8	1.2	2.9	0.15	0.28	10	○ white	5000	9005820000
H0,75/16 W BD GSP	0.75	AWG 18	16.00	10	1.2	2.9	0.15	0.28	12	○ white	5000	1476030000
H1,0/14 GE BD GSP	1	AWG 17	14.00	8	1.4	3.2	0.15	0.28	10	● yellow	5000	9005830000
H1,0/16 GE BD GSP	1	AWG 17	16.00	10	1.4	3.2	0.15	0.28	12	● yellow	5000	1476040000
H1,5/14 R BD GSP	1.5	AWG 16	14.00	8	1.7	3.4	0.15	0.28	10	● red	5000	9005840000
H1,5/16 R BD GSP	1.5	AWG 16	16.00	10	1.7	3.4	0.15	0.28	12	● red	5000	1476050000
H2,5/14D BL BD GSP	2.5	AWG 14	14.00	8	2.2	4.3	0.15	0.28	10	● blue	3000	9005850000
H2,5/16D BL BD GSP	2.5	AWG 14	16.00	10	2.2	4.3	0.15	0.28	12	● blue	3000	1476060000

Wire end ferrules with plastic collars



- Polypropylene conical entry funnel
- Heat-resistant up to 105 °C

For conductors from 0,14-25 mm² (AWG 26-3)
 Material E-Cu, electro-galvanised
 Dimensional tolerance acc. to DIN 46228 Part 4

DIN colour code

Packed loose



Type	Ø mm ²	AWG	L1	L2	D1	D2	S1	S2	Stripping length	Colour	VG*	Qty.	Order No.
H0,5/12D W	0.5	AWG 20	12.00	6	1	2.6	0.15	0.2	8	○ white	T 20A 001 A	500	9019000000
H0,5/14D W	0.5	AWG 20	14.00	8	1	2.6	0.15	0.2	10	○ white	T 20A 002 A	500	9019010000
H0,5/14D W SP	0.5	AWG 20	14.00	8	1	2.6	0.15	0.2	10	○ white	T 20A 002 A	100	1476300000
H0,5/16D W	0.5	AWG 20	16.00	10	1	2.6	0.15	0.2	12	○ white	T 20A 003 A	500	9019020000
H0,5/18D W	0.5	AWG 20	18.00	12	1	2.6	0.15	0.2	14	○ white	T 20A 003 A	500	1076990000
H0,75/12D GR	0.75	AWG 18	12.00	6	1.2	2.8	0.15	0.25	8	● grey	T 20A 005 A	500	9019030000
H0,75/14D GR	0.75	AWG 18	14.00	8	1.2	2.8	0.15	0.25	10	● grey	T 20A 004 A	500	9019040000
H0,75/16D GR	0.75	AWG 18	16.00	10	1.2	2.8	0.15	0.25	12	● grey	T 20A 006 A	500	9019050000
H0,75/18D GR	0.75	AWG 18	18.00	12	1.2	2.8	0.15	0.25	14	● grey	T 20A 007 A	500	9019060000
H1,0/12D R	1	AWG 17	12.00	6	1.4	3	0.15	0.25	8	● red	T 20A 008 A	500	9019070000
H1,0/14D R	1	AWG 17	14.00	8	1.4	3	0.15	0.25	10	● red	T 20A 009 A	500	9019080000
H1,0/14D R SP	1	AWG 17	14.00	8	1.4	3	0.15	0.25	10	● red	T 20A 009 A	100	1476320000
H1,0/16D R	1	AWG 17	16.00	10	1.4	3	0.15	0.25	12	● red	T 20A 010 A	500	9019100000
H1,0/18D R	1	AWG 17	18.00	12	1.4	3	0.15	0.25	15	● red	T 20A 011 A	500	9019110000
H1,5/14D SW	1.5	AWG 16	14.00	8	1.7	3.5	0.15	0.25	10	● black	T 20A 012 A	500	9019120000
H1,5/14D SW SP	1.5	AWG 16	14.00	8	1.7	3.5	0.15	0.25	10	● black	T 20A 012 A	100	1476330000
H1,5/16D SW	1.5	AWG 16	16.00	10	1.7	3.5	0.15	0.25	12	● black	T 20A 013 A	500	9019130000
H1,5/18D SW	1.5	AWG 16	18.00	12	1.7	3.5	0.15	0.25	15	● black	T 20A 014 A	500	9019140000
H1,5/24D SW	1.5	AWG 16	24.00	18	1.7	3.5	0.15	0.25	20	● black	T 20A 015 A	500	9019150000
H2,5/15D BL	2.5	AWG 14	15.00	8	2.2	4.4	0.15	0.25	10	● blue	T 20A 017 A	500	9019160000
H2,5/19D BL	2.5	AWG 14	19.00	12	2.2	4.2	0.15	0.25	14	● blue	T 20A 017 A	500	9019170000
H2,5/25D BL	2.5	AWG 14	25.00	18	2.2	4.4	0.15	0.25	20	● blue	T 20A 018 A	500	9019180000
H4,0/18D GR	4	AWG 12	18.00	10	2.8	4.8	0.2	0.3	12	● grey	T 20A 019 A	500	9019190000
H4,0/20D GR	4	AWG 12	20.00	12	2.8	4.8	0.2	0.3	14	● grey	T 20A 019 A	500	9019200000
H4,0/26D GR	4	AWG 12	26.00	18	2.8	4.8	0.2	0.3	20	● grey	T 20A 021 A	100	9019210000
H6,0/20D GE	6	AWG 10	20.00	12	3.5	6.3	0.2	0.3	14	● yellow	T 20A 022 A	100	9019220000
H6,0/26D GE	6	AWG 10	26.00	18	3.5	6.3	0.2	0.3	20	● yellow	T 20A 023 A	100	9019230000
H10,0/22D R	10	AWG 8	22.00	12	4.5	7.6	0.2	0.4	15	● red	T 20A 024 A	100	9019240000
H10,0/28D R	10	AWG 8	28.00	18	4.5	7.6	0.2	0.4	21	● red	T 20A 025 A	100	9019250000
H16,0/22D BL	16	AWG 6	22.00	12	5.8	8.8	0.2	0.4	15	● blue	T 20A 026 A	100	9019260000
H16,0/28D BL	16	AWG 6	28.00	18	5.8	8.8	0.2	0.4	21	● blue	T 20A 027 A	100	9019270000
H25,0/30D 16 GE	25	AWG 3	30.00	16	7.3	11.2	0.2	0.4	18	● yellow	T 20A 028 A	50	9019280000
H25,0/36D GE	25	AWG 3	36.00	22	7.3	11.2	0.2	0.4	24	● yellow	T 20A 030 A	50	9019300000
H35,0/30D 16 R	35	AWG 2	30.00	16	8.3	12.7	0.2	0.4	19	● red	T 20A 031 A	50	9019310000
H35,0/32D R	35	AWG 2	32.00	18	8.3	12.7	0.2	0.4	19	● red	T 20A 032 A	50	9019320000
H35,0/39D R	35	AWG 2	39.00	25	8.3	12.7	0.2	0.4	28	● red	T 20A 033 A	50	9019330000
H50,0/41D BL	50	AWG 1	41.00	25	10.3	15	0.3	0.5	31	● blue	T 20A 035 A	50	9019350000
H50,0/36D BL	50	AWG 1	36.00	20	10.3	15	0.3	0.5	26	● blue	T 20A 034 A	50	9019340000

DIN colour code

In multi-pack bag



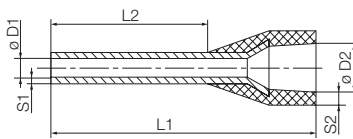
Type	Ø mm ²	AWG	L1	L2	D1	D2	S1	S2	Stripping length	Colour	VG*	Qty.	Order No.
H0,5/14D W SV	0.5	AWG 20	14.00	8	1	2.6	0.15	0.2	10	○ weiß	T 20A 002 A	500	9019400000
H0,75/14D GR SV	0.75	AWG 18	14.00	8	1.2	2.8	0.15	0.25	10	● grau	T 20A 005 A	500	9019410000
H1,0/14D R SV	1	AWG 17	14.00	8	1.4	3	0.15	0.25	10	● rot	T 20A 009 A	500	9019420000
H1,5/14D SW SV	1.5	AWG 16	14.00	8	1.7	3.5	0.15	0.25	10	● schwarz	T 20A 012 A	500	9019430000
H2,5/15 BL SV	2.5	AWG 14	15.00	8	2.2	4.4	0.15	0.25	10	● blau	T 20A 017 A	500	9026100000
H4,0/18 GR SV	4	AWG 12	18.00	10	2.8	4.8	0.2	0.3	12	● grau	T 20A 019 A	250	9026010000

DIN colour code

Strips of linked wire end ferrules



Type	Ø mm ²	AWG	L1	L2	D1	D2	S1	S2	Stripping length	Colour	VG*	Qty.	Order No.
H0,5/14D W BD	0.5	AWG 20	14.00	8	1	2.6	0.15	0.25	10	○ weiß	T 20A 002 A	500	9004280000
H0,75/14D GR BD	0.75	AWG 18	14.00	8	1.2	2.8	0.15	0.25	10	● grau	T 20A 005 A	500	9004300000
H1,0/14D R BD	1	AWG 17	14.00	8	1.4	3	0.15	0.25	10	● rot	T 20A 009 A	500	9004330000
H1,5/14D SW BD	1.5	AWG 16	14.00	8	1.7	3.2	0.15	0.25	10	● schwarz	T 20A 012 A	500	9004350000
H2,5/14D BL BD	2.5	AWG 14	14.00	8	2.2	4	0.15	0.25	10	● blau	T 20A 017 A	500	9004360000



- Polypropylene conical entry funnel
- Heat-resistant up to 105 °C

For conductors from 0.5-2.5 mm² (AWG 20-14)
Material E-Cu, electro-galvanised
Dimensional tolerance acc. to DIN 46228 Part 4

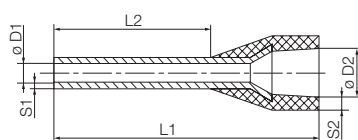
DIN colour code

Reel of linked wire end ferrules



Type	Ø mm ²	AWG	L1	L2	D1	D2	S1	S2	Stripping length	Colour	Qty.	Order No.
H0,5/14D W BD GSP	0.5	AWG 20	14.00	8	1	2.8	0.15	0.28	10	○ white	5000	9005860000
H0,5/16D W BD GSP	0.5	AWG 20	16.00	10	1	2.8	0.15	0.28	12	○ white	5000	1476070000
H0,75/14D GR BD GSP	0.75	AWG 18	14.00	8	1.2	2.9	0.15	0.28	10	● grey	5000	9005870000
H0,75/16D GR BD GSP	0.75	AWG 18	16.00	10	1.2	2.9	0.15	0.28	12	● grey	5000	1476080000
H1,0/14D R BD GSP	1	AWG 17	14.00	8	1.4	3.2	0.15	0.28	10	● red	5000	9005880000
H1,0/16D R BD GSP	1	AWG 17	16.00	10	1.4	3.2	0.15	0.28	12	● red	5000	1476090000
H1,5/14D SW BD GSP	1.5	AWG 16	14.00	8	1.7	3.4	0.15	0.28	10	● black	5000	9005890000
H1,5/16D SW BD GSP	1.5	AWG 16	16.00	10	1.7	3.4	0.15	0.28	12	● black	5000	1476100000
H2,5/14D BL BD GSP	2.5	AWG 14	14.00	8	2.2	4.3	0.15	0.28	10	● blue	3000	9005850000
H2,5/16D BL BD GSP	2.5	AWG 14	16.00	10	2.2	4.3	0.15	0.28	12	● blue	3000	1476060000

Wire end ferrules with plastic collars



- Polypropylene conical entry funnel
- Heat-resistant up to 105 °C

For conductors from 0,14-25 mm² (AWG 26-3)

Material E-Cu, electro-galvanised

Dimensional tolerance acc. to DIN 46228 Part 4

Other colour code

Packed loose



Type	Ø mm ²	AWG	L1	L2	D1	D2	S1	S2	Stripping length	Colour	Qty.	Order No.
H0,25/10T GE	0.25	AWG 24	10.00	6	0.8	1.8	0.15	0.25	8	● yellow	500	9021010000
H0,25/12T GE	0.25	AWG 24	12.00	8	0.8	1.8	0.15	0.25	10	● yellow	500	9021020000
H0,5/12D W	0.5	AWG 20	12.00	6	1	2.6	0.15	0.2	8	○ white	500	9019000000
H0,5/14D W	0.5	AWG 20	14.00	8	1	2.6	0.15	0.2	10	○ white	500	9019010000
H0,5/16D W	0.5	AWG 20	16.00	10	1	2.6	0.15	0.2	12	○ white	500	9019020000
H0,5/18D W	0.5	AWG 20	18.00	12	1	2.6	0.15	0.2	14	○ white	500	1076990000
H0,75/12T HBL	0.75	AWG 18	12.00	6	1.2	2.8	0.15	0.25	8	● Light Blue	500	9021030000
H0,75/14T HBL	0.75	AWG 18	14.00	8	1.2	2.8	0.15	0.25	10	● Light Blue	500	9021040000
H0,75/16T HBL	0.75	AWG 18	16.00	10	1.2	2.8	0.15	0.25	12	● Light Blue	500	9021050000
H0,75/18T HBL	0.75	AWG 18	18.00	12	1.2	2.8	0.15	0.25	14	● Light Blue	500	9021060000
H1,0/12D R	1	AWG 17	12.00	6	1.4	3	0.15	0.25	8	● red	500	9019070000
H1,0/14D R	1	AWG 17	14.00	8	1.4	3	0.15	0.25	10	● red	500	9019080000
H1,0/16D R	1	AWG 17	16.00	10	1.4	3	0.15	0.25	12	● red	500	9019100000
H1,0/18D R	1	AWG 17	18.00	12	1.4	3	0.15	0.25	15	● red	500	9019110000
H1,5/14D SW	1.5	AWG 16	14.00	8	1.7	3.5	0.15	0.25	10	● black	500	9019120000
H1,5/16D SW	1.5	AWG 16	16.00	10	1.7	3.5	0.15	0.25	12	● black	500	9019130000
H1,5/18D SW	1.5	AWG 16	18.00	12	1.7	3.5	0.15	0.25	15	● black	500	9019140000
H1,5/24D SW	1.5	AWG 16	24.00	18	1.7	3.5	0.15	0.25	20	● black	500	9019150000
H2,5/15T GR	2.5	AWG 14	15.00	8	2.2	4.4	0.15	0.25	10	● grey	500	9021070000
H2,5/19T GR	2.5	AWG 14	19.00	12	2.2	4.4	0.15	0.25	14	● grey	500	9021080000
H2,5/25T GR	2.5	AWG 14	25.00	18	2.2	4.4	0.15	0.25	20	● grey	500	9021090000
H4,0/18T OR	4	AWG 12	18.00	10	2.8	4.8	0.2	0.3	12	● orange	500	9021100000
H4,0/20T OR	4	AWG 12	20.00	12	2.8	4.8	0.2	0.3	14	● orange	500	9021110000
H4,0/26T OR	4	AWG 12	26.00	18	2.8	4.8	0.2	0.3	20	● orange	100	9021120000
H6,0/20T GN	6	AWG 10	20.00	12	3.5	6.3	0.2	0.3	14	● green	100	9021130000
H6,0/26T GN	6	AWG 10	26.00	18	3.5	6.3	0.2	0.3	20	● green	100	9021140000
H10,0/22T BR	10	AWG 8	22.00	12	4.5	7.6	0.2	0.4	15	● brown	100	9021150000
H10,0/28T BR	10	AWG 8	28.00	18	4.5	7.6	0.2	0.4	21	● brown	100	9021160000
H16,0/22T W	16	AWG 6	22.00	12	5.8	8.8	0.2	0.4	15	○ white	100	9021170000
H16,0/28T W	16	AWG 6	28.00	18	5.8	8.8	0.2	0.4	21	○ white	100	9021180000
H25,0/30T SW	25	AWG 3	30.00	16	7.3	11.2	0.2	0.4	18	● black	50	9021190000
H25,0/36T SW	25	AWG 3	36.00	22	7.3	11.2	0.2	0.4	24	● black	50	9021200000

Other colour code

In multi-pack bag



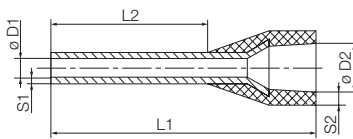
Type	Ø mm ²	AWG	L1	L2	D1	D2	S1	S2	Stripping length	Colour	Qty.	Order No.
H0,14/10T BR SV	0.14	AWG 26	10.00	6	0.6	1.5	0.15	0.25	8	● brown	500	9028250000
H0,25/10T GE SV	0.25	AWG 24	10.00	6	0.8	1.8	0.15	0.25	8	● yellow	500	9021210000
H0,25/12T GE SV	0.25	AWG 24	12.00	8	0.8	1.8	0.15	0.25	10	● yellow	500	9021220000
H0,5/14D W SV	0.5	AWG 20	14.00	8	1	2.6	0.15	0.2	10	○ white	500	9019400000
H0,75/14T HBL SV	0.75	AWG 18	14.00	8	1.2	2.8	0.15	0.25	10	● Light Blue	500	9021230000
H1,0/14D R SV	1	AWG 17	14.00	8	1.4	3	0.15	0.25	10	● red	500	9019420000
H1,5/14D SW SV	1.5	AWG 16	14.00	8	1.7	3.5	0.15	0.25	10	● black	500	9019430000
H2,5/15T GR SV	2.5	AWG 14	15.00	8	2.2	4.4	0.15	0.25	10	● grey	500	9021240000
H4,0/18T OR SV	4	AWG 12	18.00	10	2.8	4.8	0.2	0.3	12	● orange	250	9021250000

Other colour code

Strips of linked wire end ferrules



Type	Ø mm ²	AWG	L1	L2	D1	D2	S1	S2	Stripping length	Colour	Qty.	Order No.
H0,5/14D W BD	0.5	AWG 20	14.00	8	1	2.6	0.15	0.25	10	○ white	500	9004280000
H0,75/14T HBL BD	0.75	AWG 18	14.00	8	1.2	2.8	0.15	0.25	10	● Light Blue	500	9004310000
H1,0/14D R BD	1	AWG 17	14.00	8	1.4	3	0.15	0.25	10	● red	500	9004330000
H1,5/14D SW BD	1.5	AWG 16	14.00	8	1.7	3.2	0.15	0.25	10	● black	500	9004350000
H2,5/14T GR BD	2.5	AWG 14	14.00	8	2.2	4	0.15	0.25	11	● grey	500	9004370000



- Polypropylene conical entry funnel
- Heat-resistant up to 105 °C

For conductors from 0.5-2.5 mm² (AWG 20-14)
Material E-Cu, electro-galvanised
Dimensional tolerance acc. to DIN 46228 Part 4

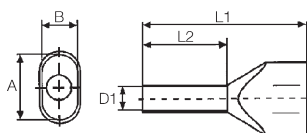
Other colour code

Reel of linked wire end ferrules



Type	Ø mm ²	AWG	L1	L2	D1	D2	S1	S2	Stripping length	Colour	Qty.	Order No.
H0,5/14D W BD GSP	0.5	AWG 20	14.00	8	1	2.8	0.15	0.28	10	○ white	5000	9005860000
H0,5/16D W BD GSP	0.5	AWG 20	16.00	10	1	2.8	0.15	0.28	12	○ white	5000	1476070000
H0,75/14T BL BD GSP	0.75	AWG 18	14.00	8	1.2	2.9	0.15	0.28	10	● Light Blue	5000	9005900000
H0,75/16T BL BD GSP	0.75	AWG 18	16.00	10	1.2	2.9	0.15	0.28	12	● Light Blue	5000	1476110000
H1,0/14D R BD GSP	1	AWG 17	14.00	8	1.4	3.2	0.15	0.28	10	● red	5000	9005880000
H1,0/16D R BD GSP	1	AWG 17	16.00	10	1.4	3.2	0.15	0.28	12	● red	5000	1476090000
H1,5/14D SW BD GSP	1.5	AWG 16	14.00	8	1.7	3.4	0.15	0.28	10	● black	5000	9005890000
H1,5/16D SW BD GSP	1.5	AWG 16	16.00	10	1.7	3.4	0.15	0.28	12	● black	5000	1476100000
H2,5/14T GR BD GSP	2.5	AWG 14	14.00	8	2.2	4.3	0.15	0.28	10	● grey	3000	9005910000
H2,5/16T GR BD GSP	2.5	AWG 14	16.00	10	2.2	4.3	0.15	0.28	12	● grey	3000	1476120000

Twin wire end ferrules with plastic collars



- Polypropylene conical entry funnel
- Heat-resistant up to 105°C

For conductors of 2 x 0.34-2 x 16 mm² (2 x AWG 22-2 x AWG6)

Material E-Cu, electro-galvanised

Dimensional tolerance acc. to DIN 46228 Part 4

Weidmüller colour code

Packed loose



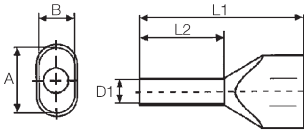
Type	Ø mm ²	AWG	L1	L2	D1	S1	S2	A	B	Stripping length	Colour	Qty.	Order No.
H0,34/14 ZH TK	0.34	AWG 22	14.00	8	1.2	0.15	0.25	5.1	3.6	11	● Turquoise	500	1139070000
H0,5/14 ZH OR	0.5	AWG 20	14.00	8	1.4	0.15	0.3	5	3	11	● orange	500	9037200000
H0,5/16 ZH OR	0.5	AWG 20	16.00	10	1.4	0.15	0.3	5	3	13	● orange	500	9037210000
H0,5/18 ZH OR	0.5	AWG 20	18.00	12	1.4	0.15	0.3	5	3	15	● orange	500	9037220000
H0,75/14 ZH W	0.75	AWG 18	14.00	8	1.7	0.15	0.3	5.5	3	11	○ white	500	9037230000
H0,75/16 ZH W	0.75	AWG 18	16.00	10	1.7	0.15	0.3	5.5	3	13	○ white	500	9037240000
H0,75/19S ZH W	0.75	AWG 18	19.00	12	1.7	0.15	0.3	5.5	3	21	○ white	500	9208200000
H0,75/24 ZH W	0.75	AWG 18	24.00	18	1.7	0.15	0.3	5.5	3	21	○ white	500	9037250000
H1,0/15 ZH GE	1	AWG 17	15.00	8	2	0.15	0.3	5.8	3.2	11	● yellow	500	9037260000
H1,0/15S ZH GE	1	AWG 17	15.00	8	2.3	0.15	0.3	6.5	3.6	12	● yellow	500	9018690000
H1,0/19 ZH GE	1	AWG 17	19.00	12	2	0.15	0.3	5.8	3.2	16	● yellow	500	9037270000
H1,0/25 ZH GE	1	AWG 17	25.00	18	2	0.15	0.3	5.8	3.2	22	● yellow	500	9037280000
H1,5/16 ZH R	1.5	AWG 16	16.00	8	2.2	0.15	0.3	6.5	3.6	11	● red	500	9037290000
H1,5/20 ZH R	1.5	AWG 16	20.00	12	2.2	0.15	0.3	6.5	3.6	15	● red	500	9037300000
H1,5/26 ZH R	1.5	AWG 16	26.00	18	2.2	0.15	0.3	6.5	3.6	21	● red	100	9037310000
H2,5/19D ZH BL	2.5	AWG 14	19.00	10	2.8	0.15	0.4	8	4.5	13	● blue	500	9037500000
H2,5/21D ZH BL	2.5	AWG 14	21.00	12	2.8	0.15	0.4	8	4.5	15	● blue	100	9037510000
H2,5/27D ZH BL	2.5	AWG 14	27.00	18	2.8	0.15	0.4	8	4.5	21	● blue	100	9037520000
H4,0/22D ZH GR	4	AWG 12	22.00	12	3.5	0.2	0.5	9	5.2	15	● grey	100	9037530000
H4,0/28D ZH GR	4	AWG 12	28.00	18	3.5	0.2	0.5	9	5.2	21	● grey	100	9037540000
H6,0/23 ZH SW	6	AWG 10	23.00	12	4.5	0.2	0.5	11.4	6.2	20	● black	100	9037320000
H6,0/29 ZH SW	6	AWG 10	29.00	18	4.5	0.2	0.5	11.4	6.2	24	● black	100	9037330000
H10,0/24 ZH EB	10	AWG 8	24.00	12	5.8	0.2	0.5	13.4	7.6	17	● ivory	100	9037340000
H10,0/30 ZH EB	10	AWG 8	30.00	18	5.8	0.2	0.5	13.4	7.6	23	● ivory	100	9037350000
H16,0/29 ZH GN	16	AWG 6	29.00	16	8.3	0.3	0.6	17.2	9.5	20	● green	50	9037360000
H16,0/38 ZH GN	16	AWG 6	38.00	25	8.3	0.3	0.6	17.2	9.5	29	● green	50	9037370000

Weidmüller colour code

In multi-pack bag



Type	Ø mm ²	AWG	L1	L2	D1	S1	S2	A	B	Stripping length	Colour	Qty.	Order No.
H0,5/14 ZH OR SV	0.5	AWG 20	14.00	8	1.4	0.15	0.3	5	3	11	● orange	500	9004440000
H0,75/14 ZH W SV	0.75	AWG 18	14.00	8	1.7	0.15	0.3	5.5	3	11	○ white	500	9018510000
H0,75/16 ZH W SV	0.75	AWG 18	16.00	10	1.7	0.15	0.3	5.5	3	13	○ white	500	9004900000
H1,0/15 ZH GE SV	1	AWG 17	15.00	8	2	0.15	0.3	5.8	3.2	12	● yellow	500	9018530000
H1,0/15S ZH GE SV	1	AWG 17	15.00	8	2.2	0.15	0.3	5.8	3.2	12	● yellow	500	9018650000
H1,0/19 ZH GE SV	1	AWG 17	19.00	12	2	0.15	0.3	5.8	3.2	16	● yellow	500	9004910000
H1,5/16 ZH R SV	1.5	AWG 16	16.00	8	2.2	0.15	0.3	6.5	3.6	11	● red	500	9004410000
H1,5/20 ZH R SV	1.5	AWG 16	20.00	12	2.2	0.15	0.3	6.5	3.6	15	● red	500	9004920000
H2,5/19D ZH BL SV	2.5	AWG 14	19.00	10	2.8	0.15	0.4	8	4.5	13	● blue	250	9004430000
H2,5/21D ZH BL SV	2.5	AWG 14	21.00	12	2.8	0.15	0.4	8	4.5	15	● blue	250	9004740000
H4,0/22D ZH GR SV	4	AWG 12	22.00	12	3.5	0.2	0.5	9	5.2	15	● grey	100	9004730000
H6,0/23 ZH SW SV	6	AWG 10	23.00	12	4.5	0.2	0.5	11.4	6.2	20	● black	100	9004930000
H10,0/24 ZH EB SV	10	AWG 8	24.00	12	5.8	0.2	0.5	13.4	7.6	17	● ivory	100	9004940000



- Polypropylene conical entry funnel
- Heat-resistant up to 105°C

For conductors of 2 x 0.5-2 x 16 mm² (2 x AWG 20-2 x AWG6)
 Material E-Cu, electro-galvanised
 Dimensional tolerance acc. to DIN 46228 Part 4

DIN colour code

Packed loose



Type	Ø mm ²	AWG	L1	L2	D1	S1	S2	A	B	Stripping length	Colour	Qty.	Order No.
H0,5/14D ZH W	0.5	AWG 20	14.00	8	1.4	0.15	0.3	5	3	11	○ white	500	9037380000
H0,5/16D ZH W	0.5	AWG 20	16.00	10	1.4	0.15	0.3	5	3	13	○ white	500	9037390000
H0,5/18D ZH W	0.5	AWG 20	18.00	12	1.4	0.15	0.3	5	3	15	○ white	500	9037400000
H0,75/14D ZH GR	0.75	AWG 18	14.00	8	1.7	0.15	0.3	5.5	3	11	● grey	500	9037410000
H0,75/16D ZH GR	0.75	AWG 18	16.00	10	1.7	0.15	0.3	5.5	3	13	● grey	500	9037420000
H0,75/19DS ZH GR	0.75	AWG 18	18.00	12	1.7	0.15	0.3	5.5	3	21	● grey	500	9202830000
H0,75/24D ZH GR	0.75	AWG 18	24.00	18	1.7	0.15	0.3	5.5	3	21	● grey	500	9037430000
H1,0/15D ZH R	1	AWG 17	15.00	8	2	0.15	0.3	5.8	3.2	11	● red	500	9037440000
H1,0/19D ZH R	1	AWG 17	19.00	12	2	0.15	0.3	5.8	3.2	16	● red	500	9037450000
H1,0/22DS R ZH	1	AWG 17	22.00	14	2	0.15	0.3	5.8	3.2	21	● red	500	9036330000
H1,0/25D ZH R	1	AWG 17	25.00	18	2	0.15	0.3	5.8	3.2	22	● red	500	9037460000
H1,5/16D ZH SW	1.5	AWG 16	16.00	8	2.2	0.15	0.3	6.5	3.6	11	● black	500	9037470000
H1,5/20D ZH SW	1.5	AWG 16	20.00	12	2.2	0.15	0.3	6.5	3.6	15	● black	500	9037480000
H1,5/26D ZH SW	1.5	AWG 16	26.00	18	2.2	0.15	0.3	6.5	3.6	21	● black	100	9037490000
H2,5/19D ZH BL	2.5	AWG 14	19.00	10	2.8	0.15	0.4	8	4.5	13	● blue	500	9037500000
H2,5/21D ZH BL	2.5	AWG 14	21.00	12	2.8	0.15	0.4	8	4.5	15	● blue	100	9037510000
H2,5/27D ZH BL	2.5	AWG 14	27.00	18	2.8	0.15	0.4	8	4.5	21	● blue	100	9037520000
H4,0/22D ZH GR	4	AWG 12	22.00	12	3.5	0.2	0.5	9	5.2	15	● grey	100	9037530000
H4,0/28D ZH GR	4	AWG 12	28.00	18	3.5	0.2	0.5	9	5.2	21	● grey	100	9037540000
H6,0/23D ZH GE	6	AWG 10	23.00	12	4.5	0.2	0.5	11.4	6.2	20	● yellow	100	9037550000
H6,0/29D ZH GE	6	AWG 10	29.00	18	4.5	0.2	0.5	11.4	6.2	24	● yellow	100	9037560000
H10,0/24D ZH R	10	AWG 8	24.00	12	5.8	0.2	0.5	13.4	7.6	17	● red	100	9037570000
H10,0/30D ZH R	10	AWG 8	30.00	18	5.8	0.2	0.5	13.4	7.6	23	● red	100	9037580000
H16,0/29D ZH BL	16	AWG 6	29.00	16	8.3	0.3	0.6	17.2	9.5	20	● blue	50	9037590000
H16,0/38D ZH BL	16	AWG 6	38.00	25	8.3	0.3	0.6	17.2	9.5	29	● blue	50	9037600000

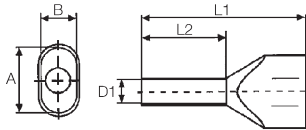
DIN colour code

In multi-pack bag



Type	Ø mm ²	AWG	L1	L2	D1	S1	S2	A	B	Stripping length	Colour	Qty.	Order No.
H0,5/14D ZH W SV	0.5	AWG 20	14.00	8	1.4	0.15	0.3	5	3	11	○ white	500	9004780000
H0,75/14D ZH GR SV	0.75	AWG 18	14.00	8	1.7	0.15	0.3	5.5	3	11	● grey	500	9018520000
H0,75/16D ZH GR SV	0.75	AWG 18	16.00	10	1.7	0.15	0.3	5.5	3	13	● grey	500	9004770000
H1,0/15D ZH R SV	1	AWG 17	15.00	8	2.2	0.15	0.3	5.8	3.2	12	● red	500	9018540000
H1,0/19D ZH R SV	1	AWG 17	19.00	12	2	0.15	0.3	5.8	3.2	16	● red	500	9004760000
H1,5/16D ZH SW SV	1.5	AWG 16	16.00	8	2.2	0.15	0.3	6.5	3.6	11	● black	500	9004420000
H1,5/20D SW ZH SV	1.5	AWG 16	20.00	12	2.2	0.15	0.3	6.5	3.6	15	● black	500	9004750000
H2,5/19D ZH BL SV	2.5	AWG 14	19.00	10	2.8	0.15	0.4	8	4.5	13	● blue	250	9004430000
H2,5/21D ZH BL SV	2.5	AWG 14	21.00	12	2.8	0.15	0.4	8	4.5	15	● blue	250	9004740000
H4,0/22D ZH GR SV	4	AWG 12	22.00	12	3.5	0.2	0.5	9	5.2	15	● grey	100	9004730000
H6,0/23D ZH GE SV	6	AWG 10	23.00	12	4.5	0.2	0.5	11.4	6.2	20	● yellow	100	9004720000
H10,0/26D R ZH SV	10	AWG 8	26.00	12	5.8	0.2	0.5	13.4	7.6	17	● red	100	9004710000

Twin wire end ferrules with plastic collars



- Polypropylene conical entry funnel
- Heat-resistant up to 105°C

For conductors of 2 x 0.34-2 x 16 mm² (2 x AWG 22-2 x AWG6)
Material E-Cu, electro-galvanised
Dimensional tolerance acc. to DIN 46228 Part 4

Other colour code

Packed loose



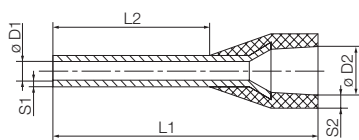
Type	Ø mm ²	AWG	L1	L2	D1	S1	S2	A	B	Stripping length	Colour	Qty.	Order No.
H0,5/14 ZH OR	0.5	AWG 20	14.00	8	1.4	0.15	0.3	5	3	11	orange	500	903720000
H0,5/16 ZH OR	0.5	AWG 20	16.00	10	1.4	0.15	0.3	5	3	13	orange	500	9037210000
H0,5/18 ZH OR	0.5	AWG 20	18.00	12	1.4	0.15	0.3	5	3	15	orange	500	9037220000
H0,75/14T ZH HBL	0.75	AWG 18	14.00	8	1.7	0.15	0.3	5.5	3	11	Light Blue	500	9037610000
H0,75/16T ZH HBL	0.75	AWG 18	16.00	10	1.7	0.15	0.3	5.5	3	13	Light Blue	500	9037620000
H0,75/19TS ZH HBL	0.75	AWG 18	18.00	12	1.7	0.15	0.3	5.5	3	16	Light Blue	500	9202840000
H0,75/24T ZH HBL	0.75	AWG 18	24.00	18	1.7	0.15	0.3	5.5	3	21	Light Blue	500	9037630000
H1,0/15D ZH R	1	AWG 17	15.00	8	2	0.15	0.3	5.8	3.2	11	red	500	9037440000
H1,0/19D ZH R	1	AWG 17	19.00	12	2	0.15	0.3	5.8	3.2	16	red	500	9037450000
H1,0/25D ZH R	1	AWG 17	25.00	18	2	0.15	0.3	5.8	3.2	22	red	500	9037460000
H1,5/16D ZH SW	1.5	AWG 16	16.00	8	2.2	0.15	0.3	6.5	3.6	11	black	500	9037470000
H1,5/20D ZH SW	1.5	AWG 16	20.00	12	2.2	0.15	0.3	6.5	3.6	15	black	500	9037480000
H1,5/26D ZH SW	1.5	AWG 16	26.00	18	2.2	0.15	0.3	6.5	3.6	21	black	100	9037490000
H2,5/19T ZH GR	2.5	AWG 14	19.00	10	2.8	0.15	0.4	8	4.5	13	grey	500	9037640000
H2,5/21T ZH GR	2.5	AWG 14	21.00	12	2.8	0.15	0.4	8	4.5	15	grey	100	9037650000
H2,5/27T ZH GR	2.5	AWG 14	27.00	18	2.8	0.15	0.4	8	4.5	21	grey	100	9037660000
H4,0/22T ZH OR	4	AWG 12	22.00	12	3.5	0.2	0.5	9	5.2	15	orange	100	9037670000
H4,0/28T ZH OR	4	AWG 12	28.00	18	3.5	0.2	0.5	9	5.2	21	orange	100	9037680000
H6,0/23T ZH GN	6	AWG 10	23.00	12	4.5	0.2	0.5	11.4	6.2	20	green	100	9037690000
H6,0/29T ZH GN	6	AWG 10	29.00	18	4.5	0.2	0.5	11.4	6.2	24	green	100	9037700000
H10,0/24T ZH BR	10	AWG 8	24.00	12	5.8	0.2	0.5	13.4	7.6	17	brown	100	9037710000
H10,0/30T ZH BR	10	AWG 8	30.00	18	5.8	0.2	0.5	13.4	7.6	23	brown	100	9037720000
H16,0/29T ZH W	16	AWG 6	29.00	16	8.3	0.3	0.6	17.2	9.5	20	white	50	9037730000
H16,0/38T ZH W	16	AWG 6	38.00	25	8.3	0.3	0.6	17.2	9.5	29	white	50	9037740000

Other colour code

In multi-pack bag



Type	Ø mm ²	AWG	L1	L2	D1	S1	S2	A	B	Stripping length	Colour	Qty.	Order No.
H0,75/15T ZH BL SV	0.75	AWG 18	15.00	8	1.7	0.15	0.3	5.5	3	11	Light Blue	500	9018570000
H0,75/16T ZH HBL SV	0.75	AWG 18	16.00	10	1.7	0.15	0.3	5.5	3	13	Light Blue	500	9005140000
H1,0/15D ZH R SV	1	AWG 17	15.00	8	2.2	0.15	0.3	5.8	3.2	12	red	500	9018540000
H1,0/19D ZH R SV	1	AWG 17	19.00	12	2	0.15	0.3	5.8	3.2	16	red	500	9004760000
H1,5/16D ZH SW SV	1.5	AWG 16	16.00	8	2.2	0.15	0.3	6.5	3.6	11	black	500	9004420000
H1,5/20D SW ZH SV	1.5	AWG 16	20.00	12	2.2	0.15	0.3	6.5	3.6	15	black	500	9004750000
H2,5/19T ZH GR SV	2.5	AWG 14	19.00	10	2.8	0.15	0.4	8	4.5	13	grey	250	9018580000
H2,5/21 ZH GR SV	2.5	AWG 14	21.00	12	2.8	0.15	0.4	8	4.5	15	grey	250	9005150000
H4,0/22T ZH OR SV	4	AWG 12	22.00	12	3.5	0.2	0.5	9	5.2	15	orange	100	9018590000
H6,0/23T ZH GN SV	6	AWG 10	23.00	12	4.5	0.2	0.5	11.4	6.2	20	green	100	9005160000
H10,0/26T ZH BR SV	10	AWG 8	26.00	12	5.8	0.2	0.5	13.4	7.6	17	brown	100	9005170000



- Polypropylene conical entry funnel
- Heat-resistant up to 105 °C

For conductors from 1.5-16 mm² (AWG 26-250MCM)

Material E-Cu, electro-galvanised

Dimensional tolerance acc. to DIN 46228 Part 4

Weidmüller colour code

Packed loose



Type	Ø mm ²	AWG	L1	L2	D1	D2	S1	S2	Stripping length	Colour	Qty.	Order No.
H1,5/24 XS SW	1.5	AWG 16	24.00	14.5	1.8	6.8	0.15	0.3	18	● black	100	9202870000
H2,5/24 XS BL	2.5	AWG 14	24.00	14.5	2.3	7.6	0.15	0.3	18	● blue	100	9202880000

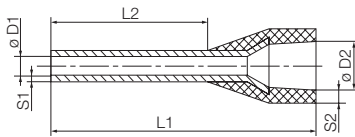
Weidmüller colour code

In multi-pack bag



Type	Ø mm ²	AWG	L1	L2	D1	D2	S1	S2	Stripping length	Colour	Qty.	Order No.
H1,5/17,5X SW SV	1.5	AWG 16	17.50	8	1.8	6.8	0.15	0.3	13	● black	100	9006590000
H1,5/19,5X SW SV	1.5	AWG 16	19.50	10	1.8	6.8	0.15	0.3	15	● black	100	9006630000
H2,5/17,5X BL SV	2.5	AWG 14	17.50	8	2.3	7.6	0.15	0.3	14	● blue	100	9006670000
H2,5/21,5X BL SV	2.5	AWG 14	21.50	12	2.3	7.6	0.15	0.3	17	● blue	100	9006710000
H4,0/19,5X GR SV	4	AWG 12	19.50	10	2.9	7.8	0.2	0.3	14	● grey	100	9006750000
H6,0/23X GE SV	6	AWG 10	23.00	12	3.6	8.1	0.2	0.3	17	● yellow	100	9006790000
H10,0/24,0X R SV	10	AWG 8	24.00	12	4.6	9.6	0.2	0.3	17	● red	100	9006830000
H16,0/25,5X BL SV	16	AWG 6	25.50	12	6	11.9	0.2	0.3	26	● blue	100	9006870000

Wire end ferrules with plastic collars, special sizes



- Polypropylene conical entry funnel
- Heat-resistant up to 105°C

For conductors from 0.34-35 mm² Material E-Cu, electro-galvanised
Dimensional tolerance acc. to DIN 46228 Part 4

Special size

Packed loose



Type	Ø mm ²	AWG	L1	L2	D1	D2	S1	S2	Stripping length	Colour	Qty.	Order No.
H0,34/11 S TK	0.34	AWG 22	11.00	6	0.85	2.6	0.15	0.4	6	● Turquoise	500	9204090000
H0,5/14S OR	0.5	AWG 20	14.00	8	1	2.9	0.15	0.25	10	● orange	500	9004560000
H0,5/14S W	0.5	AWG 20	14.00	8	1	2.9	0.15	0.25	10	○ white	500	9004590000
H0,5/16 DS W	0.5	AWG 20	16.00	10	1	2.9	0.15	0.25	12	○ white	500	9202910000
H0,5/16S OR	0.5	AWG 20	16.00	10	1	2.9	0.15	0.25	12	● orange	500	9202900000
H0,75/14DS GR	0.75	AWG 18	14.00	8	1.2	3.4	0.15	0.25	10	● grey	500	9028580000
H0,75/14S W	0.75	AWG 18	14.00	8	1.2	3.4	0.15	0.25	10	○ white	500	9025960000
H0,75/14TS HBL	0.75	AWG 18	14.00	8	1.2	3.4	0.15	0.25	10	○ Light Blue	500	9018550000
H0,75/15S W	0.75	AWG 18	15.00	9	1.2	2.8	0.15	0.25	10	● Light Blue	500	9204240000
H0,75/16DS GR	0.75	AWG 18	16.00	10	1.2	3.4	0.15	0.3	12	● grey	500	2091010000
H1,0/14S GE	1	AWG 17	14.00	8	1.4	3.5	0.15	0.25	10	● yellow	500	9025970000
H1,0/14S R	1	AWG 17	14.00	8	1.4	3.5	0.15	0.25	10	● red	500	9018560000
H1,0/16 DS R	1	AWG 17	16.00	10	1.4	3.5	0.15	0.3	12	● red	500	2092480000
H1,5/12S R	1.5	AWG 16	12.00	6	1.7	3.9	0.15	0.25	8	● red	500	9025690000
H1,5/14S R	1.5	AWG 16	14.00	8	1.7	3.9	0.15	0.25	10	● red	500	9025980000
H1,5/14DS SW	1.5	AWG 16	14.00	8	1.7	3.9	0.15	0.25	10	● black	500	9025240000
H1,5/16 DS SW	1.5	AWG 16	16.00	10	1.7	4	0.15	0.25	12	● black	500	2092490000
H2,5/12DS BL	2.5	AWG 14	12.00	6	2.2	4.2	0.15	0.25	8	● blue	500	9028490000
H2,5/12TS GR	2.5	AWG 14	12.00	6	2.2	4.2	0.15	0.25	8	● grey	500	9036200000
H2,5/14DS BL	2.5	AWG 14	14.00	8	2.2	4	0.15	0.25	10	● blue	500	1333100000
H2,5/14TS GR	2.5	AWG 14	14.00	8	2.2	4	0.15	0.25	10	● grey	500	9426770000
H2,5/16DS BL	2.5	AWG 14	16.00	10	2.2	4.2	0.15	0.25	13	● blue	500	9036220000
H4,0/20DS GR	4	AWG 12	20.00	12	2.9	4.7	0.2	0.5	15	● grey	500	9203630000
H10,0/22S EB	10	AWG 8	22.00	12	4.6	7.1	0.2	0.6	15	● Ivory	100	9203620000
H10,0/28S SW	10	AWG 8	27.50	18	4.6	7.4	0.2	0.3	21	● black	100	1462590000
H35,0/30 DS RT	35	AWG 2	30.00	16	8.3	12.7	0.2	0.4	19	● red	50	1418020000
H35,0/30 S BE	35	AWG 2	30.00	16	8.3	12.7	0.2	0.4	19	● beige	50	1418030000
H35,0/32 DS RT	35	AWG 2	32.00	18	8.3	12.7	0.2	0.4	21	● red	50	1418330000
H35,0/32 S BE	35	AWG 2	32.00	18	8.3	12.7	0.2	0.4	21	● beige	50	1418340000

Special size

In multi-pack bag



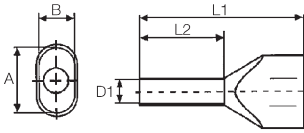
Type	Ø mm ²	AWG	L1	L2	D1	D2	S1	S2	Stripping length	Colour	Qty.	Order No.
H0,75/14S W SV	0.75	AWG 18	14.00	8	1.2	3.4	0.15	0.25	10	○ white	500	9025700000
H1,0/14S GE SV	1	AWG 17	14.00	8	1.4	3.5	0.15	0.25	10	● yellow	500	9025710000
H1,5/14DS SW SV	1.5	AWG 16	14.00	8	1.7	3.9	0.15	0.25	10	● black	500	9028360000
H1,5/14S R SV	1.5	AWG 16	14.00	8	1.7	3.9	0.15	0.25	10	● red	500	9025720000
H2,5/14S BL SV	2.5	AWG 14	14.00	8	2.2	4.4	0.15	0.25	10	● blue	500	9046230000

Special size

Reel of linked wire end ferrules



Type	Ø mm ²	AWG	L1	L2	D1	D2	S1	S2	Stripping length	Colour	Qty.	Order No.
H0,5/14DS W BD GSP	0.5	AWG 20	14.00	8	1	2.8	0.15	0.28	10	○ white	4000	2528590000
H0,5/16DS W BD GSP	0.5	AWG 20	16.00	10	1	2.8	0.15	0.28	12	○ white	4000	2604630000
H0,5/14S OR BD GSP	0.5	AWG 20	14.00	8	1	2.8	0.15	0.28	10	● orange	4000	2528550000
H0,5/16S OR BD GSP	0.5	AWG 20	16.00	10	1	2.8	0.15	0.28	12	● orange	4000	2604620000
H0,75/14DS GR BD GSP	0.75	AWG 18	14.00	8	1.2	2.9	0.15	0.28	10	● grey	4000	2528600000
H0,75/16DS GR BD GSP	0.75	AWG 18	16.00	10	1.2	2.9	0.15	0.28	12	● grey	4000	2604650000
H0,75/14S W BD GSP	0.75	AWG 18	14.00	8	1.2	2.9	0.15	0.28	10	○ white	4000	2528560000
H0,75/16S W BD GSP	0.75	AWG 18	16.00	10	1.2	2.9	0.15	0.28	12	○ white	4000	2604640000
H0,75/14TS HB BD GSP	0.75	AWG 18	14.00	8	1.2	2.9	0.15	0.28	10	○ Light Blue	4000	2528630000
H0,75/16TS HBL BD GSP	0.75	AWG 18	16.00	10	1.2	2.9	0.15	0.28	12	○ Light Blue	4000	2604660000
H1,0/14DS R BD GSP	1	AWG 18	14.00	8	1.4	3.2	0.15	0.28	10	● red	4000	2528610000
H1,0/16DS R BD GSP	1	AWG 18	16.00	10	1.4	3.2	0.15	0.28	12	● red	4000	2604690000
H1,0/14S GE BD GSP	1	AWG 18	14.00	8	1.4	3.2	0.15	0.28	10	● yellow	4000	2528570000
H1,0/16S GE BD GSP	1	AWG 18	16.00	10	1.4	3.2	0.15	0.28	12	● yellow	4000	2604680000
H1,5/14DS SW BD GSP	1.5	AWG 16	14.00	8	1.7	3.4	0.15	0.28	10	● black	4000	2528620000
H1,5/16DS SW BD GSP	1.5	AWG 16	16.00	10	1.7	3.4	0.15	0.28	12	● black	4000	2604710000
H1,5/14S R BD GSP	1.5	AWG 16	14.00	8	1.7	3.4	0.15	0.28	10	● red	4000	2528580000
H1,5/16S R BD GSP	1.5	AWG 16	16.00	10	1.7	3.4	0.15	0.28	12	● red	4000	2604700000



- Polypropylene conical entry funnel
- Heat-resistant up to 105°C

For conductors of 2 x 10 mm² (2 x AWG 8)
 Material E-Cu, electro-galvanised
 Dimensional tolerance acc. to DIN 46228 Part 4

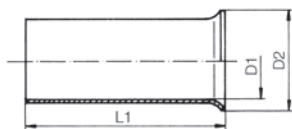
Twin wire end ferrules Special size

Packed loose



Type	Ø mm ²	AWG	L1	L2	D1	S1	S2	A	B	Stripping length	Colour	Qty.	Order No.
H10,0/24DS ZH R	10	AWG 8	24.00	12	6.5	0.2	0.5	13.4	7.6	17	● red	100	9018880000
H10,0/30DS ZH R	10	AWG 8	30.00	18	6.5	0.2	0.5	13.4	7.6	23	● red	100	9018890000
H10,0/24S ZH EB	10	AWG 8	24.00	12	6.5	0.2	0.5	13.4	7.6	17	● ivory	100	9018860000
H10,0/30S ZH EB	10	AWG 8	30.00	18	6.5	0.2	0.5	13.4	7.6	23	● ivory	100	9018870000

Wire end ferrules without plastic collar

For conductors 0.25-150 mm² (AWG 24-300MCM)

Material: tin-plated copper

Dimensional tolerances to DIN 46228 part 1

Without plastic collar

Packed loose



Type	Ø mm ²	AWG	L1	L2	D1	D2	S1	S2	Stripping length	Qty.	Order No.
H0,25/5	0.25	AWG 24	5.00		0.8	1.6			5	1000	9018910000
H0,34/5	0.34	AWG 22	5.00		0.85	1.8			5	1000	1475640000
H0,5/6	0.5	AWG 20	6.00		1	2.1			6	1000	0282600000
H0,5/10	0.5	AWG 20	10.00		1	2.1			10	1000	9004050000
H0,75/6	0.75	AWG 18	6.00		1.2	2.3			6	1000	0282700000
H0,75/10	0.75	AWG 18	10.00		1.2	2.3			10	1000	0542500000
H1,0/6	1	AWG 17	6.00		1.4	2.5			6	1000	0372600000
H1,0/10	1	AWG 17	10.00		1.4	2.5			10	1000	0282800000
H1,5/7	1.5	AWG 16	7.00		1.7	2.8			7	1000	0372700000
H1,5/10	1.5	AWG 16	10.00		1.7	2.8			10	1000	0186500000
H1,5/12	1.5	AWG 16	12.00		1.7	2.8			12	1000	9004060000
H1,5/18	1.5	AWG 16	18.00		1.7	2.8			18	1000	9004070000
H2,5/7	2.5	AWG 14	7.00		2.2	3.4			7	1000	0373000000
H2,5/10	2.5	AWG 14	10.00		2.2	3.4			10	1000	9004080000
H2,5/12	2.5	AWG 14	12.00		2.2	3.4			12	1000	0186100000
H2,5/18	2.5	AWG 14	18.00		2.2	3.4			18	1000	9004090000
H4,0/9	4	AWG 12	9.00		2.8	4			9	500	0373100000
H4,0/12	4	AWG 12	12.00		2.8	4			12	1000	0244100000
H4,0/15	4	AWG 12	15.00		2.8	4			15	500	9004100000
H4,0/18	4	AWG 12	18.00		2.8	4			18	500	9004110000
H6,0/10	6	AWG 10	10.00		3.5	4.7			10	500	9004120000
H6,0/12	6	AWG 10	12.00		3.5	4.7			12	500	0191900000
H6,0/15	6	AWG 10	15.00		3.5	4.7			15	500	0124700000
H6,0/18	6	AWG 10	18.00		3.5	4.7			18	500	9004130000
H10,0/12	10	AWG 8	12.00		4.5	5.8			12	500	0282900000
H10,0/15	10	AWG 8	15.00		4.5	5.8			15	500	0124800000
H10,0/18	10	AWG 8	18.00		4.5	5.8			18	500	0379300000
H16,0/12	16	AWG 6	12.00		5.8	7.5			12	500	0492500000
H16,0/15	16	AWG 6	15.00		5.8	7.5			15	500	0124300000
H16,0/18	16	AWG 6	18.00		5.8	7.5			18	100	0375200000
H16,0/25	16	AWG 6	25.00		5.8	7.5			25	100	9004150000
H16,0/32	16	AWG 6	32.00		5.8	7.5			32	100	9004160000
H25,0/15	25	AWG 3	15.00		7.3	9.5			15	250	0124400000
H25,0/18	25	AWG 3	18.00		7.3	9.5			18	100	3753000000
H25,0/25	25	AWG 3	25.00		7.3	9.5			25	250	9004170000
H25,0/32	25	AWG 3	32.00		7.3	9.5			32	100	9004180000
H35,0/18	35	AWG 2	18.00		8.3	11			18	100	3689000000
H35,0/25	35	AWG 2	25.00		8.3	11			25	100	9004190000
H35,0/30S	35	AWG 2	30.00		8.3	11			30	100	9451000000
H35,0/32	35	AWG 2	32.00		8.3	11			32	100	9004200000
H50,0/18	50	AWG 1	18.00		10.3	13			18	100	9004210000
H50,0/22S	50	AWG 1	22.00		10.3	13			22	100	9025880000
H50,0/32	50	AWG 1	32.00		10.3	13			32	100	9004220000
H70,0/25	70	AWG 2/0	25.00		12.5	15			25	50	9004230000
H70,0/32	70	AWG 2/0	32.00		12.5	15			32	50	9004240000
H95,0/25	95	AWG 3/0	25.00		14.5	17			25	50	9004250000
H95,0/32	95	AWG 3/0	32.00		14.5	17			32	50	9004260000
H120,0/32	120	AWG 4/0	32.00		16.5	19			32	25	9036240000
H150,0/32	150	AWG 300 MCM	32.00		18.5	21			32	25	9036250000

The products H70.0/25, H70.0/32, H95.0/25, H95.0/32, H120.0/32 and H150.0/32 are not UL tested

Assortment of wire end ferrules

0.14...0.75 mm²



Box filled with wire end ferrules with plastic collar:

- in Weidmüller colour code

0.5...2.5 mm²



Box filled with wire end ferrules with plastic collar:

- in Weidmüller colour code
- DIN colour code

ZH 0.5...2.5 mm²



Box filled with twin wire end ferrules with plastic collars:

- in Weidmüller colour code

Assembly

Type		Piece
H0,14/10 GR SV	Wire end ferrule	500
H0,25/10 HBL	Wire end ferrule	500
H0,34/10 TK	Wire end ferrule	500
H0,5/14 OR	Wire end ferrule	500
H0,75/14 W	Wire end ferrule	500

Assembly

Type		Piece
H1,0/14 GE	Wire end ferrule	500
H1,5/14 R	Wire end ferrule	500
H0,5/14D W	Wire end ferrule	500
H0,75/14D GR	Wire end ferrule	500
H2,5/15D BL	Wire end ferrule	500

Assembly

Type		Piece
H0,5/14 ZH OR	Wire end ferrule	500
H0,75/14 ZH W	Wire end ferrule	500
H1,0/15 ZH GE	Wire end ferrule	500
H1,5/16 ZH R	Wire end ferrule	500
H2,5/19D ZH BL	Wire end ferrule	500

Technical data

Diameter / Height	92 mm / 25 mm
Weight	93 g

Technical data

Diameter / Height	92 mm / 40 mm
Weight	93 g

Technical data

Diameter / Height	92 mm / 40 mm
Weight	93 g

Ordering data

Colour code	Type	Order No.
Weidmüller	H-BOX 0,14-0,75QMM	9025410000

Ordering data

Colour code	Type	Order No.
Weidmüller	H-BOX 0,5-2,5QMM	9025900000
DIN	H-BOX 0,5-2,5QMM DIN	9025430000
Miscellaneous	H-BOX 0,5-2,5QMM T	9023090000

Ordering data

Colour code	Type	Order No.
Weidmüller	ZH-BOX 0,5-2,5QMM	9025390000

4.0...16 mm²

Box filled with wire end ferrules with plastic collars:

- in Weidmüller colour code
- DIN colour code

Empty box



Empty box for wire end ferrules with

- 4 dividers
- 5 dividers
- 5 coloured inserts

Assembly

Type		Piece
H6,0/20 SW	Wire end ferrule	100
H10,0/22 EB	Wire end ferrule	100
H16,0/22 GN	Wire end ferrule	100
H4/17 GRAU	Wire end ferrule	500

Technical data

Diameter / Height	92 mm / 40 mm
Weight	93 g

Ordering data

Colour code	Type	Order No.
Weidmüller	H-BOX 4,0-16,0QMM	9025920000
DIN	H-BOX 4,0-16,0QMM DIN	9025400000

Technical data

Diameter / Height	92 mm / 40 mm
Weight	43 g

Ordering data

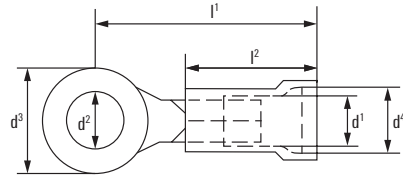
Colour code	Type	Order No.
Empty box	H-LEERBOX 4 TRENNSTEGE	9025420000
Empty box	H-LEERBOX 5 EINSAETZE	9025940000
Empty box	H-LEERBOX 5 TRENNSTEGE	9025680000

Insulated connectors

Colour of insulation

cross section mm ²	colour
0.1 - 0.5	yellow
0.5 - 1	red
1.5 - 2.5	blue
4 - 6	yellow
10	red
16	blue
25	yellow
35	red
50	blue
70	yellow
95	red
120	blue
150	yellow





Ring terminal

Technical data

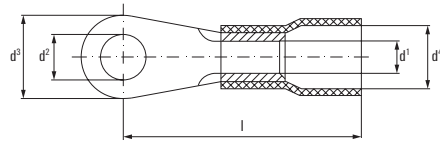
Material: CU
 Insulation: PVC
 Surface: tin plated
 Temperature resistance: -10 °C to +70 °C
 Volt max.: 600 V



Ordering data

Type	Cross-section mm ²	Colour	Dimensions	Dimensions in mm				l ¹	l ²	S1*	Qty.	Order No.	Tool recommendation
			d ¹	d ²	d ³	d ⁴							
LIR 1.5M3 V	0.5 - 1.5	●	M 3	1.7	3.2	5.5	4.0	16.05	11.3	0.75	100	9200070000	
LIR 1.5M3.5 V	0.5 - 1.5	●	M 3.5	1.7	3.7	5.5	4.0	16.05	11.3	0.75	100	9200080000	
LIR 1.5M4 V	0.5 - 1.5	●	M 4	1.7	4.3	8.0	4.0	18.3	11.3	0.75	100	9200090000	
LIR 1.5M5 V	0.5 - 1.5	●	M 5	1.7	5.3	8.0	4.0	18.3	11.3	0.75	100	9200100000	
LIR 1.5M6 V	0.5 - 1.5	●	M 6	1.7	6.4	11.6	4.0	21.0	11.3	0.75	100	9200110000	
LIR 1.5M8 V	0.5 - 1.5	●	M 8	1.7	8.4	11.6	4.0	21.0	11.3	0.75	100	9200120000	
LIR 1.5M10 V	0.15 - 1.5	●	M 10	1.7	10.5	14.0	4.0	23.3	11.3	0.75	100	2792000000	
LIR 2.5M3 V	1.5 - 2.5	●	M 3	2.3	3.2	6.4	4.5	15.6	11.3	0.8	100	9200150000	
LIR 2.5M3.5 V	1.5 - 2.5	●	M 3.5	2.3	3.7	6.4	4.5	15.6	11.3	0.8	100	9200160000	
LIR 2.5M4 V	1.5 - 2.5	●	M 4	2.3	4.3	8.5	4.5	19.05	11.3	0.8	100	9200170000	
LIR 2.5M5 V	1.5 - 2.5	●	M 5	2.3	5.3	8.5	4.5	19.05	11.3	0.8	100	9200180000	
LIR 2.5M6 V	1.5 - 2.5	●	M 6	2.3	6.4	12.0	4.5	22.3	11.3	0.8	100	9200190000	
LIR 2.5M8 V	1.5 - 2.5	●	M 8	2.3	8.4	12.0	4.5	22.3	11.3	0.8	100	9200200000	
LIR 2.5M10 V	1.5 - 2.5	●	M 10	2.3	10.5	14.0	4.5	23.3	11.3	0.8	100	9200210000	
LIR 6.0M4 V	4 - 6	●	M 4	3.4	4.3	9.5	6.4	22.75	14.15	1	100	9200230000	
LIR 6M5 V	4 - 6	●	M 5	3.4	5.3	9.5	6.4	22.75	14.15	1	100	9200240000	
LIR 6M6 V	4 - 6	●	M 6	3.4	6.5	12.0	6.4	25	14.15	1	100	9200250000	
LIR 6M8 V	4 - 6	●	M 8	3.4	8.4	15.0	6.4	28	14.15	1	100	9200260000	
LIR 6.0M10 V	4 - 6	●	M 10	3.4	10.5	15.0	6.4	28	14.15	1	100	9200270000	

S1* = Connection density



Ring terminal

DIN 46237

Technical data

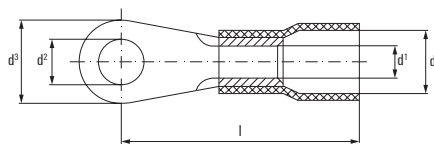
Material: Cu-ETP
 Insulation: PC
 or
 * Insulation: PA
 Surface: tin plated
 S = small palm
 Temperature resistance: -55 °C to +100 °C
 (0.1 - 0.5 mm²) or
 -40 °C to +100 °C
 (0.5 - 6 mm²)
 Volt max.: 600 V



Ordering data

Type	Cross-section mm ²	Flat hole M	Colour	Dimensions in mm				l ¹	Qty. (pcs.)	Order No.	Tool recommendation
				d ¹	d ²	d ³	d ⁴				
KQI-M2/-0.5	0.1 - 0.5	2	●	1	2.2	5	2.3	14	100	1492090000*	
KQI-M3/-0.5	0.1 - 0.5	3	●	1	3.2	5	2.3	14	100	1492100000*	
KQI-M4/-0.5	0.1 - 0.5	4	●	1	4.3	6.5	2.3	16	100	1492110000*	
KQI-M5/-0.5	0.1 - 0.5	5	●	1	5.3	8	2.3	16	100	1492120000*	
KQI-M2/-1	0.5 - 1	2	●	1.6	2.2	6	4	17	100	1492140000	
KQI-M2.5/-1	0.5 - 1	2.5	●	1.6	2.7	6	4	17	100	1492150000	
KQI-M3/-1	0.5 - 1	3	●	1.6	3.2	6	4	17	100	1492170000	
KQI-M3.5/-1	0.5 - 1	3.5	●	1.6	3.7	6	4	17	100	1492180000	
KQI-M4/S/-1	0.5 - 1	4/S	●	1.6	4.3	7	4	17.5	100	1492190000	
KQI-M4/-1	0.5 - 1	4	●	1.6	4.3	8	4	18	100	1492200000	
KQI-M5/S/-1	0.5 - 1	5/S	●	1.6	5.3	8	4	18.5	100	1492210000	
KQI-M5/-1	0.5 - 1	5	●	1.6	5.3	10	4	19	100	1492220000	
KQI-M6/-1	0.5 - 1	6	●	1.6	6.5	10	4	19	100	1492230000	
KQI-M8/-1	0.5 - 1	8	●	1.6	8.4	14	4	23	100	1492240000	
KQI-M10/-1	0.5 - 1	10	●	1.6	10.5	18	4	25	100	1492130000	
KQI-M3/-2.5	1.5 - 2.5	3	●	2.3	3.2	6	4.4	17	100	1492250000	
KQI-M3.5/-2.5	1.5 - 2.5	3.5	●	2.3	3.7	6	4.4	17	100	1492270000	
KQI-M4/S/-2.5	1.5 - 2.5	4/S	●	2.3	4.3	6.8	4.4	17.6	100	1492280000	
KQI-M4/-2.5	1.5 - 2.5	4	●	2.3	4.3	8	4.4	18	100	1492290000	
KQI-M5/S/2.5	1.5 - 2.5	5/S	●	2.3	5.3	8	4.4	19.5	100	1492300000	
KQI-M5/2.5	1.5 - 2.5	5	●	2.3	5.3	10	4.4	20	100	1492310000	
KQI-M6/2.5	1.5 - 2.5	6	●	2.3	6.5	11	4.4	22	100	1492320000	
KQI-M8/2.5	1.5 - 2.5	8	●	2.3	8.4	14	4.4	23	100	1492330000	
KQI-M10/2.5	1.5 - 2.5	10	●	2.3	10.5	18	4.4	25.6	100	1492340000	
KQI-M12/2.5	1.5 - 2.5	12	●	2.3	13	18	4.4	26	100	1492350000	
KQI-M4/-6	4 - 6	4	●	3.6	4.3	8	6.4	21	100	1492370000	
KQI-M5/-6	4 - 6	5	●	3.6	5.3	10	6.4	22	100	1492380000	
KQI-M6/-6	4 - 6	6	●	3.6	6.5	11	6.4	23	100	1492390000	
KQI-M8/-6	4 - 6	8	●	3.6	8.4	14	6.4	26	100	1492400000	
KQI-M10/-6	4 - 6	10	●	3.6	10.5	18	6.4	28	100	1492410000	
KQI-M12/-6	4 - 6	12	●	3.6	13	18	6.4	28	100	1492420000	

Insulated connectors with flared isolation



Ring terminal

Technical data

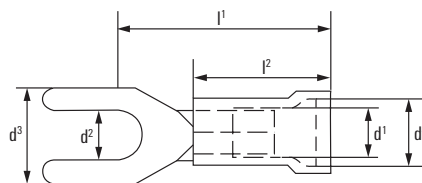
Material: Cu-ETP
Insulation: PA
Surface: tin plated
Temperature resistance: -55 °C to +100 °C
Volt max.: 600 V



Ordering data

Type	Cross-section mm ²	Flat hole M	Colour	Dimensions in mm					Qty. (pcs.)	Order No.	Tool recommendation
				d ¹	d ²	d ³	d ⁴	l ¹			
KQI-M5/-10	10	5	●	4.5	5.3	10	8	24.5	50	1492430000	
KQI-M6/-10	10	6	●	4.5	6.5	11	8	25.5	50	1492440000	
KQI-M8/-10	10	8	●	4.5	8.4	14	8	28.5	50	1492450000	
KQI-M10/-10	10	10	●	4.5	10.5	18	8	29.5	50	1492470000	
KQI-M5/-16	16	5	●	5.8	5.3	11	10.5	31.5	50	1492480000	
KQI-M6/-16	16	6	●	5.8	6.5	11	10.5	31.5	50	1492490000	
KQI-M8/-16	16	8	●	5.8	8.4	14	10.5	33.5	50	1492500000	
KQI-M10/-16	16	10	●	5.8	10.5	18	10.5	35.5	50	1492510000	

EPG 60 + HPG 60



Spade terminal

Technical data

Material: CU
Insulation: PVC
Surface: tin plated
Temperature resistance: -10 °C to +70 °C
Volt max.: 600 V



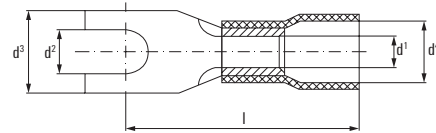
Ordering data

Type	Cross-section mm ²	Colour	Dimensions d ¹	Dimensions in mm				Qty.	Order No.	Tool recommendation		
				d ²	d ³	d ⁴	l ¹					
LIS 1.5M3 V	0.5 - 1.5	●	M 3	1.7	3.2	5.7	4.0	17.8	11.3	0.75	100	9200290000
LIS 1.5M3.5 V	0.5 - 1.5	●	M 3.5	1.7	3.7	6.4	4.0	17.8	11.3	0.75	100	9200300000
LIS 1.5M4 V	0.5 - 1.5	●	M 4	1.7	4.3	7.2	4.0	17.8	11.3	0.75	100	9200310000
LIS 1.5M5 V	0.5 - 1.5	●	M 5	1.7	5.3	8.1	4.0	17.8	11.3	0.75	100	9200320000
LIS 1.5M6 V	0.5 - 1.5	●	M 6	1.7	6.4	11.0	4.0	21.3	11.3	0.75	100	9200330000
LIS 2.5M3 V	1.5 - 2.5	●	M 3	2.3	3.2	5.7	4.5	17.8	11.3	0.8	100	9200350000
LIS 2.5M3.5 V	1.5 - 2.5	●	M 3.5	2.3	3.7	6.4	4.5	17.8	11.3	0.8	100	9200360000
LIS 2.5M4 V	1.5 - 2.5	●	M 4	2.3	4.3	7.2	4.5	17.8	11.3	0.8	100	9200370000
LIS 2.5M5 V	1.5 - 2.5	●	M 5	2.3	5.3	8.1	4.5	17.8	11.3	0.8	100	9200380000
LIS 2.5M6 V	1.5 - 2.5	●	M 6	2.3	6.4	11.0	4.5	21.3	11.3	0.8	100	9200390000
LIS 6.0M4 V	4 - 6	●	M 4	3.4	4.3	9.0	6.4	21.35	14.15	1	100	9200410000
LIS 6.0M5 V	4 - 6	●	M 5	3.4	5.3	9.0	6.4	21.35	14.15	1	100	9200420000
LIS 6.0M6 V	4 - 6	●	M 6	3.4	6.4	12.0	6.4	25.15	14.15	1	100	9200430000
LIS 6.0M8 V	4 - 6	●	M 8	3.4	8.4	15	6.4	28	14.15	1	100	9200440000
LIS 6.0M10 V	4 - 6	●	M 10	3.4	10.5	15	6.4	28	14.15	1	100	9200450000

HTI 15

CTI 6 + CTI 6G

S1* = Connection density



Spade terminal

Technical data

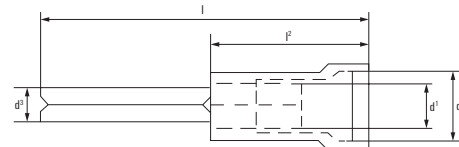
Material: Cu-ETP
 Insulation: PC
 or
 * Insulation: PA
 Surface: tin plated
 S = small palm
 Temperature resistance: -40 °C to + 100 °C
 (0.5 - 6 mm²) or
 -55 °C to +100 °C
 (10 - 16 mm²)
 Volt max.: 600 V



Ordering data

Type	Cross-section mm ²	Flat hole M	Colour	Dimensions in mm					Qty. (pcs.)	Order No.	Tool recommendation	
				d ¹	d ²	d ³	d ⁴	l ¹			HTI 15	CTI 6 + CTI 6G
KQIG-M3/-1	0.5 - 1	C 3	●	1.6	3.2	6	4	17	100	1492520000	HTI 15	CTI 6 + CTI 6G
KQIG-M3.5/-1	0.5 - 1	C 3.5	●	1.6	3.7	6	4	17	100	1492530000		
KQIG-M4/S/-1	0.5 - 1	C 4/S	●	1.6	4.3	6.8	4	18	100	1492540000		
KQIG-M4/-1	0.5 - 1	C 4	●	1.6	4.3	8	4	18.1	100	1492550000		
KQIG-M5/-1	0.5 - 1	C 5	●	1.6	5.3	10	4	19	100	1492580000		
KQIG-M6/-1	0.5 - 1	C 6	●	1.6	6.5	11	4	21	100	1492590000		
KQIG-M3/2.5	1.5 - 2.5	C 3	●	2.3	3.2	5.5	4.5	19	100	1492600000		
KQIG-M3.5/2.5	1.5 - 2.5	C 3.5	●	2.3	3.7	6	4.5	17	100	1492610000		
KQIG-M4/S/2.5	1.5 - 2.5	C 4/S	●	2.3	4.3	6.8	4.5	18.7	100	1492620000		
KQIG-M4/2.5	1.5 - 2.5	C 4	●	2.3	4.3	8	4.5	18	100	1492630000		
KQIG-M5/2.5	1.5 - 2.5	C 5	●	2.3	5.3	10	4.5	20	100	1492640000		
KQIG-M6/2.5	1.5 - 2.5	C 6	●	2.3	6.5	11	4.5	22	100	1491260000		
KQIG-M4/6	4 - 6	C 4	●	3.6	4.3	8	6.4	21	100	1491270000		
KQIG-M5/6	4 - 6	C 5	●	3.6	5.3	10	6.4	22	100	1491280000		
KQIG-M6/6	4 - 6	C 6	●	3.6	6.5	11	6.4	23	100	1491290000		
KQIG-M8/6	4 - 6	C 8	●	3.6	8.4	14	6.4	26	100	1491310000		
KQIG-M10/6	4 - 6	C 10	●	3.6	10.5	18	6.4	28	100	1491320000		
KQIG-M5/10	10	C 5	●	4.5	5.3	10.5	8	24.1	50	1491330000*		
KQIG-M6/10	10	C 6	●	4.5	6.5	10.8	8	24.6	50	1491340000*		
KQIG-M6/16	16	C 6	●	5.8	6.5	11	11	32.2	50	1491350000*		
KQIG-M8/16	16	C 8	●	5.8	8.4	13.8	11	32.2	50	1491360000*		

EPG 60 + HRG 60



Pin terminal

Technical data

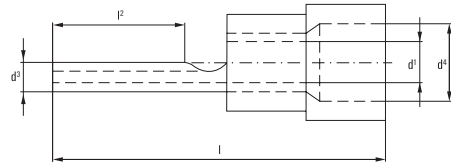
Material: CU
 Insulation: PVC
 Surface: tin plated
 Temperature resistance: -10 °C to +70 °C
 Volt max.: 600 V



Ordering data

Type	Cross-section mm ²	Colour	Dimensions in mm					Qty.	Order No.	Tool recommendation	
			d ¹	d ²	d ⁴	l	l ²			HTI 15	CTI 6 + CTI 6G
LIP 1.5R12 V	0.5 - 1.5	●	1.9	1.9	4	23.3	11.3	100	9200460000	HTI 15	CTI 6 + CTI 6G
LIP 2.5 R12 V	1.5 - 2.5	●	2.6	1.9	4.5	23.3	11.3	100	9200470000		
LIP 6.0R14 V	4 - 6	●	3.6	2.7	6.4	28.15	14.15	100	9200480000		

Insulated connectors with flared isolation

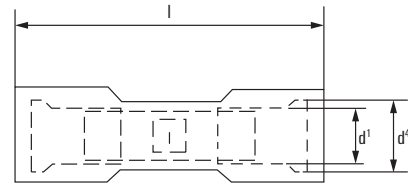
Pin terminal
DIN 46231

Technical data

Material:	Cu-HCP (0.1 - 0.5 mm ²) or Cu-ETP (0.5 - 35 mm ²)
Insulation:	PC (or *PA)
Surface:	tin plated
Temperature resistance:	-40 °C to +100 °C (0.5 - 6 mm ²) or -55 °C to +100 °C (0.1 - 0.5 mm ² ; 10 - 16 mm ²)
Volt max.:	600 V

Ordering data

Type	Cross-section mm ²	Colour	Dimensions in mm					Qty. (pcs.)	Order No.	Tool recommendation	
			d ¹	d ³	d ⁴	l	l ²				
KSI/0.1-0.5	0.1 - 0.5	●	1	1.2	2.2	18	9	100	1491370000*	HTI 15	CTI 6 + CTI 6G
KSI/0.5-1.0	0.5 - 1	●	1.7	1.9	4	22.8	11	100	1491380000		
KSI/1.5-2.5	1.5 - 2.5	●	2.3	1.9	4.5	22.8	11	100	1491390000		
KSI/1.5-2.5	1.5 - 2.5	●	2.3	1.9	4.5	27	14	100	1491410000	HTI 15	CTI 6 + CTI 6G
KSI/4.0-6.0	4 - 6	●	3.6	2.8	6.4	27	11	100	1491420000		
KSI/10	10	●	4.5	2.4 x 4.3	7.8	34	12	50	1491430000*		
KSI/16	16	●	5.8	2.5 x 5.6	9.1	40.7	13.5	50	1491440000*	HTI 15	CTI 6 + CTI 6G



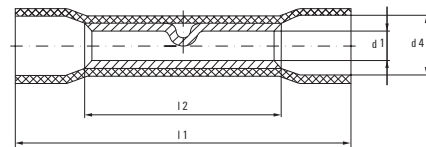
Butt splice

Technical data

Material:	CU
Insulation:	PVC
Surface:	tin plated
Temperature resistance:	-10 °C to +70 °C
Volt max.:	300 V

Ordering data

Type	Cross-section mm ²	Colour	Dimensions	Dimensions in mm			Qty.	Order No.	Tool recommendation	
				d ¹	d ⁴	l				
LIB 1.5B25 VF	0.5 - 1.5	●	24.5	1.8	3.8	26	100	9200490000	HTI 15	CTI 6 + CTI 6G
LIB 2.5B25 VF	1.5 - 2.5	●	24.5	2.4	4.3	26	100	9200500000		
LIB 6.0B26 VF	4 - 6	●	26.0	3.5	6	26	100	9200510000		



Butt splice

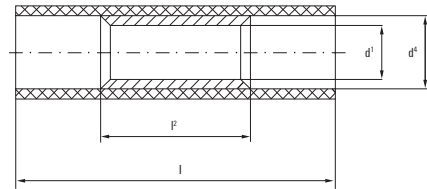

Technical data

Material:	Cu-HCP (0.1 - 0.5 mm ²) or Cu-ETP (0.5 - 6 mm ²)
Insulation:	PC (or *PA)
Surface:	tin plated
Temperature resistance:	-55 °C to +100 °C (0.1 - 0.5 mm ²) or -40 °C to +100 °C (0.5 - 6 mm ²)
Volt max.:	600 V

Ordering data

Type	Cross-section mm ²	Colour	Dimensions in mm					Qty. (pcs.)	Order No.	Tool recommendation	
			d ¹	d ⁴	l	l ²					
VSTI/0.1-0.5	0.1 - 0.5	●	1.2	2	12	5	100	1491540000*	HTI 15	CTI 6 + CTI 6G	
VSTI/0.5-1.0	0.5 - 1	●	1.7	3.2	17	7	100	1491550000			
VSTI/1.5-2.5	1.5 - 2.5	●	2.3	4	17	7	100	1491560000			
VSTI/4.0-2.5	4 - 6	●	3.6	5.4	21.2	7	100	1491570000	HTI 15	CTI 6 + CTI 6G	





Butt splice

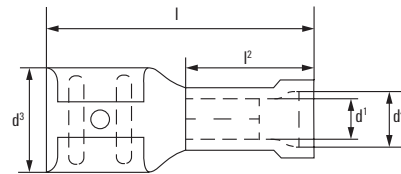
Technical data

Material: Cu-HCP
 Insulation: PA
 Surface: tin plated
 Temperature resistance: -55 °C to +100 °C
 Volt max.: 600 V



Ordering data

Type	Cross-section mm ²	Colour	Dimensions in mm				Qty. (pcs.)	Order No.	Tool recommendation	
			d ¹	d ²	l	l ²			HTI 15	CTI 6+CTI 6G
VPLI/0.1-0.5	0.1 - 0.5	●	1.2	2	12	5	100	1491450000		
VPLI/0.5-1.0	0.5 - 1	●	1.6	3.2	17	7	100	1491460000		
VPLI/1.5-2.5	1.5 - 2.5	●	2.3	4	17	7	100	1491470000		
VPLI/4.0-6.0	4 - 6	●	3.6	5.4	21.2	7	100	1491480000		



Female disconnector

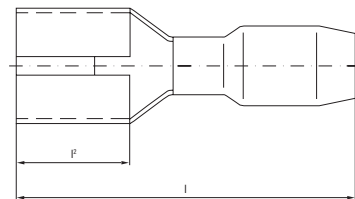
Technical data

Material: CU
 Insulation: PVC
 Surface: tin plated
 Temperature resistance: -10 °C to +70 °C
 Volt max.: 600 V



Ordering data

Type	Cross-section mm ²	Colour	Dimensions	Dimensions in mm					Qty.	Order No.	Tool recommendation	
				d ¹	d ²	l	l ²	w			HTI 15	CTI 6+CTI 6G
LIF 1.5F288 R	0.5 - 1.5	●	2.8 x 0.8	1.9	4.2	18.7	9.5	3.8	100	9200520000		
LIF 1.5F488 R	0.5 - 1.5	●	4.8 x 0.8	1.9	4.2	19.2	9.5	5.7	100	9200530000		
LIF 1.5F638 R	0.5 - 1.5	●	6.3 x 0.8	1.9	4.2	20.3	10.0	7.4	100	9200540000		
LIF 2.5F488 R	1.5 - 2.5	●	4.8 x 0.8	2.6	5.0	19.2	9.5	5.7	100	9200550000		
LIF 2.5F638 R	1.5 - 2.5	●	6.3 x 0.8	2.6	5.0	20.3	10.0	7.4	100	9200560000		
LIF 6.0F638 R	4 - 6	●	6.3 x 0.8	3.6	6.5	23.8	13.5	7.4	100	9200570000		



Female disconnector

Technical data

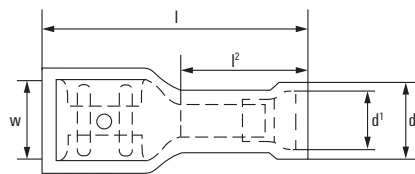
Material: MS
 Insulation: PVC
 Surface: tin plated
 Temperature resistance: -10 °C to +70 °C
 Volt max.: 300 V (0.5 - 1.5 mm²)
 600 V (1.5 - 6 mm²)



Ordering data

Type	Cross-section mm ²	Colour	Dimensions	Dimensions in mm		Qty. (pcs.)	Order No.	Tool recommendation	
				l	l ²			HTI 15	CTI 6+CTI 6G
VFSKHI/0.1-0.5/285	0.2 - 0.5	●	2.8 x 0.5	16	6.4	100	1491620000		
VFSKHI/0.1-0.5/288	0.2 - 0.5	●	2.8 x 0.8	16	6.4	100	1491630000		
VFSKHI/0.5-1.0/285	0.5 - 1	●	2.8 x 0.5	19	6.5	100	1491640000		
VFSKHI/0.5-1.0/288	0.5 - 1	●	2.8 x 0.8	19	6.5	100	1491650000		
VFSKHI/0.5-1.0/485	0.5 - 1	●	4.8 x 0.5	19.4	6.4	100	1491660000		
VFSKHI/0.5-1.0/488	0.5 - 1	●	4.8 x 0.8	19.4	6.4	100	1491670000		
VFSKHI/0.5-1.0/638	0.5 - 1	●	6.3 x 0.8	20.8	7.5	100	1491680000		
VFSKHI/1.5-2.5/285	1.5 - 2.5	●	2.8 x 0.5	19	6.5	100	1491730000		
VFSKHI/1.5-2.5/288	1.5 - 2.5	●	2.8 x 0.8	19	6.5	100	1491740000		
VFSKHI/1.5-2.5/485	1.5 - 2.5	●	4.8 x 0.5	19.4	6.4	100	1491690000		
VFSKHI/1.5-2.5/488	1.5 - 2.5	●	4.8 x 0.8	19.4	6.4	100	1491710000		
VFSKHI/1.5-2.5/638	1.5 - 2.5	●	6.3 x 0.8	20.8	7.3	100	1491720000		
VFSKHI/4.0-6.0/638	4 - 6	●	6.3 x 0.8	23.3	7.3	100	1491750000		
VFSKHI/4.0-6.0/9512	4 - 6	●	9.5 x 1.2	28.6	12	100	1491760000		

Insulated connectors with flared isolation

Female disconnector
full insulation

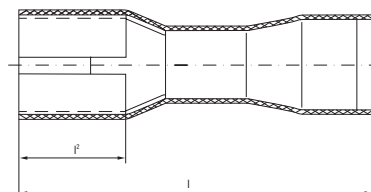
Technical data

Material:	CU Insulation: PVC
Surface:	tin plated
Temperature resistance:	-10 °C to +70 °C
Volt max.:	300 V



Ordering data

Type	Cross-section mm ²	Colour	Dimensions	Dimensions in mm			Qty.	Order No.	Tool recommendation		
				d ¹	d ⁴	l	l ²	w			
LIF 1.5F638 RF	0.5 - 1.5	●	6.3 x 0.8	1.9	4.0	22.0	10.5	6.6	100	9200640000	HTI 15 CTI 6 + CTI 6G
LIF 2.5F638 RF	1.5 - 2.5	●	6.3 x 0.8	2.6	5.0	22.0	10.5	6.6	100	9200650000	
LIF 6.0F638 RF	4 - 6	●	6.3 x 0.8	3.6	6.8	24.5	13.0	6.6	100	9200660000	

Female disconnector
full insulation

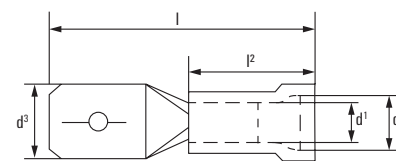
Technical data

Material:	Ms
Insulation:	PVC
Surface:	tin plated
Temperature resistance:	-55 °C to +100 °C
Volt max.:	600 V



Ordering data

Type	Cross-section mm ²	Colour	Dimensions	Dimensions in mm		Qty. (pcs.)	Order No. Insulation PVC	Tool recommendation	
				l	l ²				
VFSKHV/0.5-1.0/285	0.5 - 1	●	2.8 x 0.5	19.2	6.4	100	1491860000	HTI 15 CTI 6 + CTI 6G	
VFSKHV/0.5-1.0/288	0.5 - 1	●	2.8 x 0.8	19.2	6.4	100	1491870000		
VFSKHV/0.5-1.0/485	0.5 - 1	●	4.8 x 0.5	20.2	6.4	100	1491880000		
VFSKHV/0.5-1.0/488	0.5 - 1	●	4.8 x 0.8	20.2	6.4	100	1491890000		
VFSKHV/0.5-1.0/638	0.5 - 1	●	6.3 x 0.8	21.5	7.3	100	1491910000		
VFSKHV/1.5-2.5/485	1.5 - 2.5	●	4.8 x 0.5	20.2	6.5	100	1491920000		
VFSKHV/1.5-2.5/488	1.5 - 2.5	●	4.8 x 0.8	20.2	6.5	100	1491930000		
VFSKHV/1.5-2.5/638	1.5 - 2.5	●	6.3 x 0.8	21.5	7.3	100	1491940000		
VFSKHV/4.0-6.0/638	4 - 6	●	6.3 x 0.8	24.2	7.3	100	1491950000		



Male disconnector

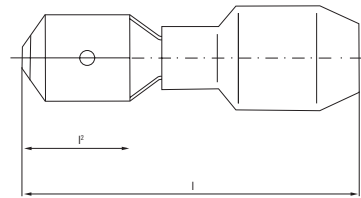

Technical data

Material:	CU Insulation: PVC
Surface:	tin plated
Temperature resistance:	-10 °C to +70 °C
Volt max.:	600 V



Ordering data

Type	Cross-section mm ²	Colour	Dimensions	Dimensions in mm			Qty.	Order No.	Tool recommendation		
				d ¹	d ⁴	l	l ²	w			
LIF 1.5M638 R	0.5 - 1.5	●	6.3 x 0.8	1.9	4.2	20.8	10.0	6.3	100	9200580000	HTI 15 CTI 6 + CTI 6G
LIF 2.5M638 R	1.5 - 2.5	●	6.3 x 0.8	2.6	5.0	20.8	9.5	6.3	100	9200590000	
LIF 6.0M638 R	4 - 6	●	6.3 x 0.8	3.6	6.5	23.8	13.0	6.3	100	9200600000	



Male disconnector

Technical data

Material: MS
 Insulation: PVC
 Surface: tin plated
 Temperature resistance: -10 °C to +70 °C
 Volt max.: 600 V



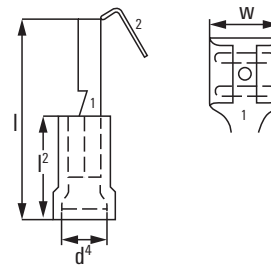
Ordering data

Type	Cross-section mm ²	Colour	Dimensions	Dimensions in mm		Qty. (pcs.)	Order No.	Tool recommendation	
				l	l ²			HTI 15	CTI 6 + CTI 6G
FSKI/0.5-1.0/288	0.5	●	2.8 x 0.8	19.2	6.5	100	1491790000		
FSKI/0.5-1.0/488	0.5	●	4.8 x 0.8	19.8	6.7	100	1491810000		
FSKI/0.5-1.0/638	0.5	●	6.3 x 0.8	21.8	7.7	100	1491820000		
FSKI/1.5-2.5/488	1.5 - 2.5	●	4.8 x 0.8	19.8	6.7	100	1491850000		
FSKI/1.5-2.5/638	1.5 - 2.5	●	6.3 x 0.8	21.8	7.7	100	1491830000		
FSKI/4.0-6.0/638	4 - 6	●	6.3 x 0.8	24	7.7	100	1491840000		

Piggy back disconnector

Technical data

Material: CU
 Insulation: PVC
 Surface: tin plated
 Temperature resistance: -10 °C to +70 °C
 Volt max.: 600 V



Ordering data

Type	Cross-section mm ²	Colour	Dimensions	Dimensions in mm				Qty.	Order No.	Tool recommendation	
				d ⁴	l	l ²	w			HTI 15	CTI 6 + CTI 6G
LIF 1.5T638 R	0.5 - 1.5	●	6.3 x 0.8	4.2	22	10.0	6.6	100	9200610000		
LIF 2.5T638 R	1.5 - 2.5	●	6.3 x 0.8	5	2	10.0	6.6	100	9200620000		
LIF 6.0T638 R	4 - 6	●	6.3 x 0.8	6.5	3.5	13.5	6.6	100	9200630000		

Piggy back disconnector

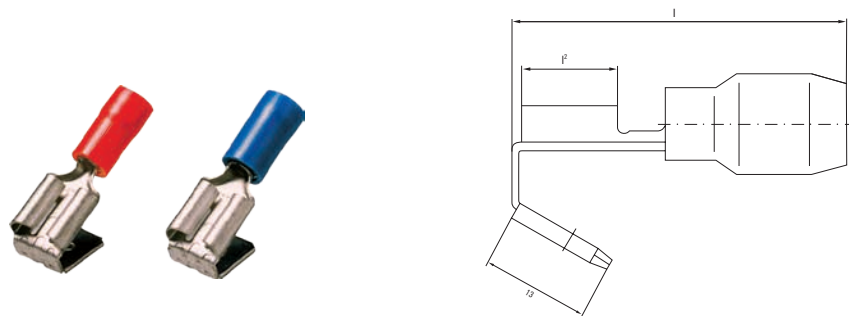
Technical data

Material: MS
 Insulation: PVC
 Surface: tin plated
 Temperature resistance: -10 °C to +70 °C
 Volt max.: 600 V

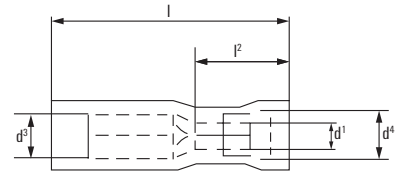


Ordering data

Type	Cross-section mm ²	Colour	Dimensions	Dimensions in mm			Qty. (pcs.)	Order No.	Tool recommendation	
				l	l ²	l ³			HTI 15	CTI 6 + CTI 6G
VSTVI/0.5-1.0	0.5 - 1	●	6.3 x 0.8	23.9	8	8.2	100	1491770000		
VSTVI/1.5-2.5	1.5 - 2.5	●	6.3 x 0.8	23	8	8.2	100	1491780000		



Insulated connectors with flared isolation



Female bullet disconnector

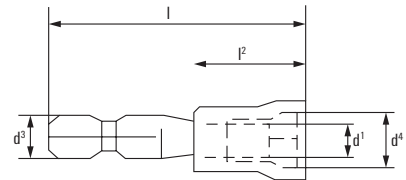
Technical data

Material:	CU Insulation: PVC
Surface:	tin plated
Temperature resistance:	-10 °C to +70 °C
Volt max.:	300 V



Ordering data

Type	Cross-section mm ²	Colour	Pin Ø	Dimensions in mm					Qty.	Order No.	Tool recommendation	
				d ¹	d ²	d ⁴	l	P ²			HTI 15	CTI 6 + CTI 6G
LID 1.5F4 RF	0.5 - 1.5	●	4	1.9	3.86	4.2	23.0	10.5	100	9200700000	HTI 15	CTI 6 + CTI 6G
LID 2.5F5 RF	1.5 - 2.5	●	5	2.6	4.85	5.0	24	10.5	100	9200710000		
LID 6.0F5 RF	4 - 6	●	5	3.6	4.85	6.5	27.4	11	100	9200720000		



Male bullet disconnector

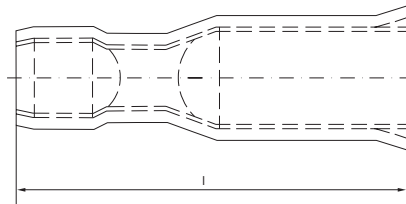
Technical data

Material:	CU Insulation: PVC
Surface:	tin plated
Temperature resistance:	-10 °C to +70 °C
Volt max.:	300 V



Ordering data

Type	Cross-section mm ²	Colour	Pin Ø	Dimensions in mm					Qty.	Order No.	Tool recommendation	
				d ¹	d ²	d ⁴	l	P ²			HTI 15	CTI 6 + CTI 6G
LID 1.5M4 R	0.5 - 1.5	●	4	1.9	3.96	4.2	20.8	10.0	100	9200670000	HTI 15	CTI 6 + CTI 6G
LID 2.5M5 R	1.5 - 2.5	●	5	2.6	4.95	5.0	21.1	11.3	100	9200680000		
LID 6.0M5 R	4 - 6	●	5	3.6	4.95	6.5	23.8	13.0	100	9200690000		



Female bullet disconnector

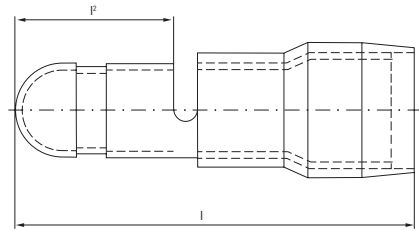

Technical data

Material:	MS
Insulation:	PVC
Surface:	tin plated
Temperature resistance:	-10 °C to +70 °C
Volt max.:	600 V



Ordering data

Type	Cross-section mm ²	Colour	Pin Ø	Dimensions in mm l	Qty. (pcs.)	Order No.	Tool recommendation	
							HTI 15	CTI 6 + CTI 6G
VRSHV/0.5-1.0	0.5 - 1	●	4	23.3	100	1491980000	HTI 15	CTI 6 + CTI 6G
VRSHVI/1.5-2.5	1.5 - 2.5	●	5	23.3	100	1491990000		
VRSHVI/4.0-6.0	4 - 6	●	5	25.1	100	1492010000		



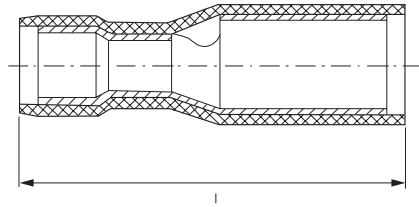
Male bullet disconnector

Technical data

Material: MS
 Insulation: PVC
 Surface: tin plated
 Temperature resistance: -10 °C to +70 °C
 Volt max.: 600 V

Ordering data

Type	Cross-section mm ²	Colour	Dimensions in mm			Qty. (pcs.)	Order No.	Tool recommendation	
			Pin Ø	l	l ²				
VRSTI/0.5-1.0	0.5 - 1	●	4	21.5	8.5	100	1492040000	HTI 15	CTI 6 + CTI 6G
VRSTI/1.5-2.5	1.5 - 2.5	●	5	21.2	8.5	100	1492050000		
VRSTI/4.0-6.0	4 - 6	●	5	24	8.5	100	1492060000		



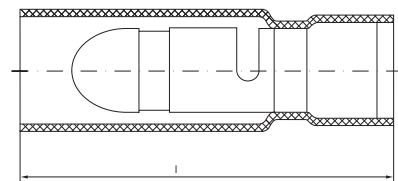
Female bullet disconnector completely insulated

Technical data

Material: MS
 Insulation: PA
 Surface: tin plated
 Temperature resistance: -55 °C to + 100 °C
 Volt max.: 600 V

Ordering data

Type	Cross-section mm ²	Colour	Pin Ø	Dimensions in mm		Qty. (pcs.)	Order No.	Tool recommendation	
				l	l ²				
VRSHVI/0.5-1.0	0.5 - 1	●	4	25.2		100	1492020000	HTI 15	CTI 6 + CTI 6G
VRSHVI/1.5-2.5	1.5 - 2.5	●	4	25.2		100	1492030000		



Male bullet disconnector completely insulated

Technical data

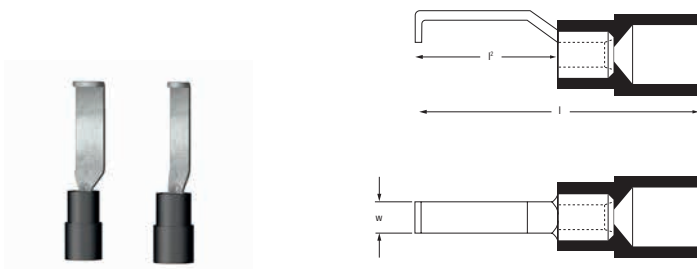
Material: MS
 Insulation: PA
 Surface: tin plated
 Temperature resistance: -55 °C to +100 °C
 Volt max.: 600 V

Ordering data

Type	Cross-section mm ²	Colour	Pin Ø	Dimensions in mm		Qty. (pcs.)	Order No.	Tool recommendation	
				l	l ²				
VRSTI/0.5-1.0	0.5 - 1	●	4	27		100	1492070000	HTI 15	CTI 6 + CTI 6G
VRSTI/1.5-2.5	1.5 - 2.5	●	4	27		100	1492080000		



Insolated connectors with flared isolation



Hooked blade connector

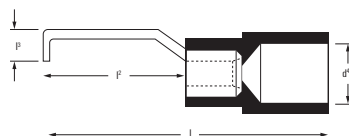

to ESI 50-18 part 2

Technical data

Material: CU
 Insulation: PVC
 Surface: tin plated
 Temperature resistance: -10 °C to +70 °C

Ordering data

Type	Cross-section mm ²	Colour	Dimensions in mm			Qty.	Order No.	Tool recommendation		
			l	l ²	W			HTI 15	CTI 6	CTI 6G
HB 1-17	0.25 - 1.5	●	27.2	16.75	4.6	100	9036290000			
HB 1-13	1.0 - 2.5	●	27.2	16.75	3.0	100	9036300000			



Hooked blade connector

Technical data

Material: CU
 Insulation: PC
 Surface: tin plated

Ordering data

Type	Cross-section mm ²	Colour	Dimensions in mm				Qty. (pcs.)	Order No.	Tool recommendation		
			d ⁴	l	l ²	l ³			HTI 15	CTI 6 + CTI 6G	
HBT 1.5 - 4.6 RT	0.5 - 1.5	●	4	28.4	17.4	2.1	100	1233340000			
HBT 1.5 - 3.0 RT	0.5 - 1.5	●	4	28.4	17.4	2.1	100	1312440000			
HBT 2.5 - 4.6 BL	1.5 - 2.5	●	4.5	28.2	17.4	2.1	100	1233330000			
HBT 2.5 - 3.0 BL	1.5 - 2.5	●	4.5	28.2	17.4	2.1	100	1312450000			
HBT 6.0 - 3.0 GE	4.0 - 6.0	●	6.4	30.2	17.2	2.8	100	1312470000			
HBT 6.0 - 4.6 GE	4.0 - 6.0	●	6.4	30.2	17.2	2.8	100	1216230000			



Cable lugs

Cable lugs	Technical data / general notes	K.2
	Tubular cable lugs, copper, euro-series	K.8
	Tubular cable lugs with angle, copper, euro-series	K.12
	Joint connector, copper, euro-series	K.15
	Crimp cable lugs, copper, DIN 46235	K.16
	Tubular compression connectors, copper, DIN 46267 part 1	K.20
	Terminals ring and fork-type, noninsulated	K.22
	Pin cable lugs DIN 46230, noninsulated	K.26
	Parallel connectors and joint connector, noninsulated	K.27

Cable lugs

Technical data / general information

Conductor cross section comparison

comparable ISO-cross section in (mm ²)	AWG/ MCM	
	AWG	cross section (mm ²)
0.14	26	0.128
0.2	24	0.205
0.34	22	0.325
0.5	20	0.519
0.75	18	0.823
1	-	-
1.5	16	1.31
2.5	14	2.08
4	12	3.31
6	10	5.27
10	8	8.35
16	6	13.3
25	4	21.2
35	2	33.6
-	1	42.4
50	0	53.4
70	00	67.5
95	000	85.0
-	0000	107.2
120	250 MCM	127
150	300 MCM	152
185	350 MCM	177
240	500 MCM	253
300	600 MCM	304

Electrical characteristics

Maximum allowable current load of cable lugs and connectors
in conjunction with insulated conductors (at ambient temperature +30 °C)

nominal cross section (mm ²)	Single cor cable	Multicore cables + cords, excl. home- and portable apparatus	Multicore heavy duty rubber cables
	- rubber insulated - PVC insulated - TPE insulated - heat resistant	- rubber insulated - PVC insulated - TPE insulated - heat resistant	min. 0.6 / 1kV
	Cu (A)	Cu (A)	Cu (A)
0.75	15	12	-
1	19	15	-
1.5	24	18	23
2.5	32	26	30
4	42	34	41
6	54	44	53
10	73	61	74
16	98	82	99
25	129	108	131
35	158	135	162
50	198	168	202
70	245	207	250
95	292	250	301
120	344	292	-
150	391	335	-
185	448	382	-
240	528	453	-
300	608	523	-
sources of current ratings:	DIN VDE 0298-4. 2003-08 Table 11, colonne 2	DIN VDE 0298-4. 2003-08 Table 11, colonne 5	DIN VDE 0298-4. 2003-08 Table 15, colonne 4+2

Note:

Design of these tables deviates from VDE 0298-4 design.
In case of doubt, appliance of the current issue of the DIN VDE 0298-4 is obligatory.

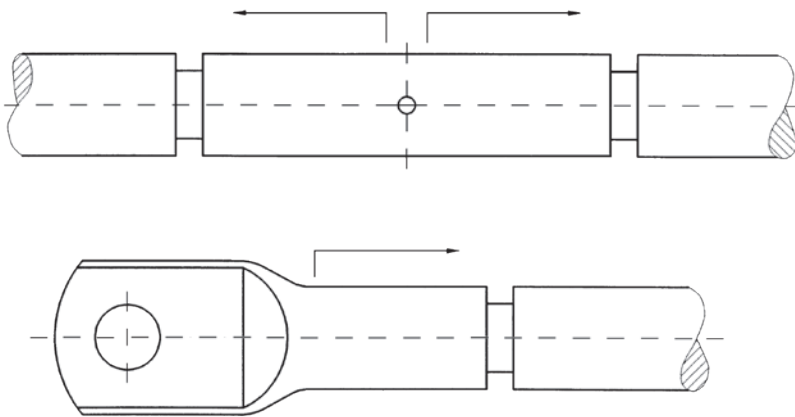
Above Table values have to be taken into consideration of further applicable converting / derating factors:

- other ambient temperatures: DIN VDE 0298-4
- pay attention to the maximum electric current of the used equipment
- pay attention to the maximum current load of the used cable under consideration of the laying procedure

Assembly of cable lugs and connectors

general

1. Take the measurements of the cable lugs / connectors and their allocation of cross section out of this catalogue.
2. Cut the cable right-angled to the conductor. Strip off the insulation of the cable. The part to be stripped of has to be as long as the sleeve (measurement a) of the cable lug / connector + about 10 %.
3. Before crimping clean the conductor with a wire brush in order to remove dirt and oxidation. Sectorshaped conductors must be rounded before crimping!
4. Insert the noninsulated conductor into the compression sleeve until it reaches the wire stop.
5. Before starting to crimp please check whether conductor and cable lug respectively connector have the same cross section and do fit to each other according to our catalogue.
6. Please check whether crimping tool and crimping dies are suitable for the cable lugs/connectors you want to crimp. You can take this information for each series and cross section from the manufacturer's catalogue or the operating instructions of the tool.
7. The crimping process is evaluated, on the cable lug and connector, from the cable end to the end of the sleeve.(see illustration).



For the quantity of crimpings take notice of the preceding charts.
(These you are able to find on the following page)

Tensile forces – min. specified value

Tensile forces during mechanical testing for crimp and press connection

Cross section mm ²	Values for crimpings up to 10 mm ² (except end ferrules) (DIN EN 60352-2 release 2014-4) and (IEC 61210 edition 2.0 release 2010-8)			Additional information from the standards for electrical tests:		
	AWG	Extract values > [N]				
0.22	24	28		Test voltage according to DIN EN 60352-2 1500V eff., 45 Hz up to 60 Hz Test voltage according to IEC 61210 1000V a.c. < 1000Hz 1500V d.c. The test is carried out on 10 samples		
0.25		32				
0.34	22	40				
0.5	20	60				
0.75		85				
0.82	18	90				
1		108				
1.3	16	135				
1.5		150				
2.1	14	200				
2.5		230				
3.3	12	275				
4		310				
5.3	10	355				
6		360				
8.4	8	370				
10		380				
Cross section mm ²	Values for crimp connections up to 2.5-1200 mm ² (except ferrules) (DIN EN IEC 61238-2 (up to 1 kV) -3 (1 kV up to 36 kV) release 2019-11)					
	Class 1			Class 2		
	Extract values Set value [N]	Extract values -5% [N]	Extract values +5% [N]	Extract values Set value [N]	Extract values -5% [N]	Extract values +5% [N]
2.5	150	142.5	157.5	150	142.5	157.5
4	240	228	252	240	228	252
6	360	342	378	360	342	378
10	600	570	630	600	570	630
16	960	912	1008	960	912	1008
25	1500	1425	1575	1500	1425	1575
35	2100	1995	2205	2100	1995	2205
50	3000	2850	3150	3000	2850	3150
70	4200	3990	4410	4200	3990	4410
95	5700	5415	5985	5700	5415	5985
120	7200	6840	7560	7200	6840	7560
150	9000	8550	9450	9000	8550	9450
185	11100	10545	11655	11100	10545	11655
240	14400	13680	15120	14400	13680	15120
300	18000	17100	18900	18000	17100	18900
400	20000	19000	21000	24000	22800	25200
500	20000	19000	21000	30000	28500	31500
625	20000	19000	21000	37500	35625	39375
800	20000	19000	21000	48000	45600	50400
1000	20000	19000	21000	60000	57000	63000
1200	20000	19000	21000	72000	68400	75600
Note	Values refer to conductors according to IEC 60228 (solid, stranded, fine and superfine). The test is carried out on 3 samples According to the standard, the ladder may slip < 3 mm at 100% test load, we recommend no slipping during the test We recommend checking the values according to DIN EN 60352-2 for the cross-sections 2.5 and 4 mm ²					

Crimping instructions for euro-series

Crimping instructions

Minimum necessary crimping quantity of cable lugs and connectors for euro-series. (WM-crimping):

Crimping tools and order numbers

Cross section in mm	crimping quantity x width	PZ RK 6/70 1500440000	PZ RK 10/120 1500450000	EPG 45 1500830000	EPG 60 2453810000	HPG 60 2453820000	APG 80 1502390000
6	1 x 5 mm						
	1 x 7 mm						
10	1 x 5 mm						
	1 x 7 mm						
16	2 x 5 mm						
	1 x 7 mm						
25	2 x 5 mm						
	1 x 12 mm						
35	2 x 5 mm						
	1 x 10 mm						
	1 x 12 mm						
50	2 x 5 mm						
	1 x 12 mm						
70	2 x 5 mm						
	1 x 12 mm						
95	2 x 5 mm						
	1 x 12 mm						
120	3 x 5 mm						
	1 x 10 mm						
150	3 x 5 mm						
185	3 x 5 mm						
	2 x 10 mm						
240	3 x 5 mm						
	3 x 7 mm						
300	4 x 5 mm						
	3 x 7 mm						
400	4 x 7 mm						

Crimping instructions for DIN 46235-series and DIN 46267-series

Crimping instructions

Minimum necessary crimping quantity of cable lugs and connectors
for DIN 46235-series and DIN 46267-series (Hexagonal-shape-crimping):

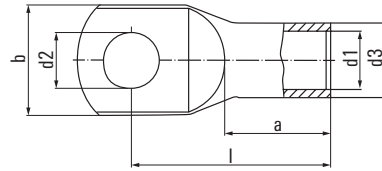
Crimping tools and order numbers

cross section in mm	die code	crimping quantity x width	PZ PK 6/70 1500470000	PZ PK 10/120 1500480000	EPG 45 1500830000	EPG 60 2453810000	HPG 60 2453820000	APG 80 1502390000
6	5	1 x 5 mm						
		1 x 7 mm						
10	6	1 x 5 mm						
		1 x 7 mm						
16	8	2 x 5 mm						
		1 x 12 mm						
25	10	2 x 5 mm						
		1 x 12 mm						
35	12	2 x 5 mm						
		1 x 10 mm						
		1 x 12 mm						
50	14	3 x 5 mm						
		1 x 12 mm						
70	16	3 x 5 mm						
		1 x 12 mm						
95	18	4 x 5 mm						
		2 x 10 mm						
120	20	4 x 5 mm						
		2 x 10 mm						
150	22	4 x 5 mm						
		2 x 10 mm						
185	25	4 x 5 mm						
		2 x 10 mm						
240	28	4 x 5 mm						
		2 x 13 mm						
300	32	4 x 5 mm						
		4 x 7 mm						

Tubular cable lugs and connectors, copper euro-series



K



**Tubular cable lugs 0.5 – 25 mm²,
euro-series**

Technical data

Material:

Cu according to DIN EN 13600

Surface:

tin plated

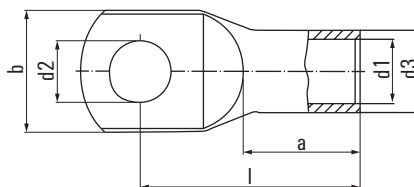
Approvals:



Ordering data

Cross-section mm ²	flat hole M	dimensions in mm							Qty. (pcs.)	Order No.	Tool recommendation
		d1	d3	d2	b	l	a				
KRN-M3/-0,75	0.5 - 0.75	3	1.4	3	3.2	6.5	12.5	6	100	1495010000*	HTN 21
KRN-M4/-0,75		4			4.3	8.5	14		100	1495020000*	
KRN-M5/-0,75		5			5.3	10	15		100	1495030000*	
KRN-M3/-1,5	1.0 - 1.5	3	1.9	3.9	3.2	6.5	14	6	100	1495040000*	
KRN-M4/-1,5		4			4.3	8.5	15		100	1495050000*	
KRN-M5/-1,5		5			5.3	10	16		100	1495070000*	
KRN-M6/-1,5		6			6.4	11	18		100	1495080000*	
KRN-M4/-2,5	2.5	4	2.4	4.4	4.3	8.5	15	6.5	100	1495090000*	
KRN-M5/-2,5		5			5.3	10	16		100	1495100000*	
KRN-M6/-2,5		6			6.4	11	18		100	1495110000*	
KRN-M8/-2,5		8			8.4	13	20		100	1495120000*	
KRN-M4/-4	4	4	3	5	4.3	8.5	17	8	100	1495130000*	
KRN-M5/-4		5			5.3	10	18		100	1495140000*	
KRN-M6/-4		6			6.4	11	20		100	1495150000*	
KRN-M8/-4		8			8.4	14	22		100	1495170000*	
KRN-M4/-6	6	4	3.5	6.5	4.3	10	19	9	100	1497150000	PZ RK 6/70
KRN-M5/-6		5			5.3	10	20		100	1497170000	
KRN-M6/-6		6			6.4	11	21.5		100	1497180000	
KRN-M8/-6		8			8.4	15	24		100	1497190000	
KRN-M10/-6		10			10.5	18	26		100	1497200000	
KRN-M12/-6		12			13	19	27.5		100	1497210000	
KRN-M4/-10	10	4	4.5	7	4.3	12	20	10	100	1496900000	PZ RK 10/120
KRN-M5/-10		5			5.3	12	21		100	1496910000	
KRN-M6/-10		6			6.4	12	22.5		100	1496920000	
KRN-M8/-10		8			8.4	15	25		100	1496930000	
KRN-M10/-10		10			10.5	18	27		100	1496940000	
KRN-M12/-10		12			13	20	28.5		100	1496950000	
KRN-M5/-16	16	5	5.5	8.5	5.3	12	25	13	100	1496970000	PZ RK 10/120
KRN-M6/-16		6			6.4	12	26.5		100	1496980000	
KRN-M8/-16		8			8.4	15	29		100	1496990000	
KRN-M10/-16		10			10.5	18	31		100	1497000000	
KRN-M12/-16		12			13	19	32		100	1497010000	
KRN-M5/-25	25	5	7	10	5.3	15	33.5	15	100	1495830000	
KRN-M6/-25		6			6.4	15	31.5		100	1496490000	
KRN-M8/-25		8			8.4	16	33		100	1496500000	
KRN-M10/-25		10			10.5	18	34.5		100	1496510000	
KRN-M12/-25		12			13	20	36		100	1496520000	
KRN-M14/-25		14			15	22	39		100	1496530000	

* UL not tested



Tubular cable lugs 35 – 300 mm², euro-series

Technical data

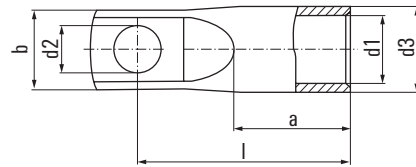
Material: Cu according to DIN EN 13600
 Surface: tin plated
 Approvals:



Ordering data

Type	Cross section mm ²	flat hole M	dimensions in mm						weight 100 pcs./kg	Qty (pcs.)	Order No.	Tool recommendation			
			d1	d3	d2	b	l	a				PZ RK 6/70	EPG 45	EPG 60 + HPG 60	
KRN-M6/35	35	6	8.5	12	6.4	17	33	17	2.07	100	1496540000	PZ RK 6/70	EPG 45	EPG 60 + HPG 60	APG 80
KRN-M8/35		8			8.4	17	34		2.18	100	1496550000				
KRN-M10/35		10			10.5	20	36.5		2.19	100	1496570000				
KRN-M12/35		12			13	22	37.5		2.33	100	1496580000				
KRN-M6/50	50	6	10	14	6.4	20	37	19	3.01	100	1496590000				
KRN-M8/50		8			8.4	20	39		3.04	100	1496600000				
KRN-M10/50		10			10.5	20	40.5		3.13	100	1496610000				
KRN-M12/50		12			13	23	42		3.13	100	1496620000				
KRN-M 14/50		14			15	23	44		3.51	100	1495750000				
KRN-M16/50		16			17	27	46		3.55	100	1496630000				
KRN-M20/50		20			21	30.5	52.5		3.89	100	1495840000				
KRN-M6/70	70	6	12	16.5	6.4	24	40.5	21	4.11	25	1496640000				
KRN-M8/70		8			8.4	24	42.5		4.46	25	1496650000				
KRN-M10/70		10			10.5	24	43.5		4.64	25	1496670000				
KRN-M12/70		12			13	24	45		4.73	25	1495570000				
KRN-M14/70		14			15	25	46		4.91	25	1495770000				
KRN-M16/70		16			17	28	48.5		4.96	25	1495580000				
KRN-M 20/70		20			21	29	52		5.29	25	1495590000				
KRN-M6/95	95	6	13.5	18	6.4	26	43	23	4.95	25	1495820000				
KRN-M8/95		8			8.4	26	46		5.36	25	1495600000				
KRN-M10/95		10			10.5	26	47		5.51	25	1495610000				
KRN-M12/95		12			13	26	48		5.51	25	1495620000				
KRN-M14/95		14			15	26	51.5		5.89	25	1495780000				
KRN-M16/95		16			17	28	51		5.85	25	1495630000				
KRN-M20/95		20			21	30	55		6.13	25	1495640000				
KRN-M8/120	120	8	15	20	8.4	29	49.5	26	6.88	25	1495790000				
KRN-M10/120		10			10.5	29	52		7.99	25	1495650000				
KRN-M12/120		12			13	29	51.5		7.84	25	1495670000				
KRN-M14/120		14			15	30	53		7.86	25	1495800000				
KRN-M16/120		16			17	30	55		8.07	25	1495680000				
KRN-M20/120		20			21	35	60		8.90	25	1495690000				
KRN-M8/150	150	8	16.8	21.3	8.4	31	55.5	29	7.89	25	1495700000				
KRN-M10/150		10			10.5	31	56.5		8.37	25	1495710000				
KRN-M12/150		12			13	31	56		8.07	25	1495720000				
KRN-M14/150		14			15	31	57		8.30	25	1495810000				
KRN-M16/150		16			17	31	58		8.36	25	1495730000				
KRN-M 20/150		20			21	35	63		8.75	25	1495740000				
KRN-M8/185	185	8	19	24	8.4	35	58	30	10.37	25	1497290000*				
KRN-M10/185		10			10.5	35	59		10.61	25	1495430000				
KRN-M12/185		12			13	35	58.5		10.60	25	1495440000				
KRN-M14/185		14			15	35	61		10.72	25	1497250000				
KRN-M16/185		16			17	35	63		10.86	25	1495450000				
KRN-M20/185		20			21	35	66		11.33	25	1495470000				
KRN-M8/240	240	8	21	26	8.4	38	67	35	12.40	25	1495480000*				
KRN-M10/240		10			10.5	38	67		12.97	25	1495490000				
KRN-M12/240		12			13	38	67		13.02	25	1495500000				
KRN-M14/240		14			15	38	69		13.36	25	1497270000				
KRN-M16/240		16			17	38	69.5		13.56	25	1495510000				
KRN-M 20/240		20			21	38	71		13.80	25	1495520000				
KRN-M10/300	300	10	24	30	10.5	44	79.5	42	20.45	20	1495530000*				
KRN-M12/300		12			13	44	82		21.18	20	1495540000				
KRN-M14/300		14			15	44	84		22.19	20	1497280000				
KRN-M16/300		16			17	44	85		21.94	20	1495550000				
KRN-M20/300		20			21	44	85		22.40	20	1497240000				
KRN-M10/400	400	10	27.5	33.5	10.5	49	92	47	27.9	15	2578020000				
KRN-M12/400		12			13	49	92		27.85	15	2578030000				
KRN-M16/400		16			17	49	92		27.65	15	2578040000				
KRN-M20/400		20			21	49	92		26.61	15	2578050000				

* UL not tested



Tubular cable lugs 35 – 300 mm², euro-series, with narrow flange

Technical data

Material:
Surface:
Approvals:

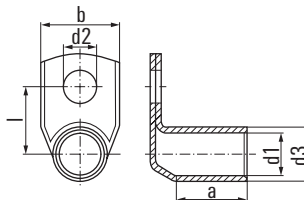
Cu according to DIN EN 13600
tin plated



Ordering data

Type	Cross section mm ²	flat hole		dimensions in mm						weight 100 pcs./kg	Qty. (pcs.)	Order No.	Tool recommendation		
		M	d1	d3	d2	b	l	a	PZ RK 6/70				PZ RK 10/120	EPG 45 EPG 60 + HPG 60	APG 80
KRN-M6-/35 S	35	6	8.5	12	6.4	15	33	17	1.93	25	1494790000	PZ RK 6/70	PZ RK 10/120	EPG 45 EPG 60 + HPG 60	APG 80
KRN-M8-/35 S		8			8.4	15	35		1.90	25	1494810000*				
KRN-M6-/50 S	50	6	10	14	6.4	15	37	19	2.69	25	1494820000				
KRN-M8-/50 S		8			8.4	17	39		2.79	25	1494830000				
KRN-M10-/50 S		10			10.5	17	41		2.99	25	1494840000				
KRN-M6-/70 S	70	6	11.8	16.5	6.4	17	41	21	3.99	25	1494850000				
KRN-M8-/70 S		8			8.4	17	43		4.38	25	1494860000				
KRN-M10-/70 S		10			10.5	17	45		4.40	25	1494870000				
KRN-M12-/70 S		12			13	19	46		4.48	25	1494880000				
KRN-M6-/95 S	95	6	13.5	18	6.4	19	43	23	4.67	25	1494430000				
KRN-M8-/95 S		8			8.4	19	45		4.90	25	1494890000				
KRN-M10-/95 S		10			10.5	19	47		5.10	25	1494900000				
KRN-M12-/95 S		12			13	19	48		5.20	25	1494910000				
KRN-M6-/120 S	120	6	14.7	20	6.4	20	49	26	6.43	10	1494410000				
KRN-M8-/120 S		8			8.4	20	51		7.12	10	1494420000				
KRN-M10-/120 S		10			10.5	20	53		6.70	10	1494920000				
KRN-M12-/120 S		12			13	20	54		7.12	10	1494930000				
KRN-M6-/150 S	150	6	16.3	21.3	6.4	19	53	29	7.01	10	1494440000				
KRN-M8-/150 S		8			8.4	19	55		7.31	10	1494940000				
KRN-M10-/150 S		10			10.5	19	56		7.63	10	1494950000				
KRN-M12-/150 S		12			13	22	59		7.63	10	1494970000				
KRN-M10-/185 S	185	10	18.7	24	10.5	26	60	30	10.47	10	1494980000				
KRN-M12-/185 S		12			13	26	59.5		10.27	10	1494990000				
KRN-M16-/185 S		16			17	26	64		10.81	10	1495000000				
KRN-M10-/240 S	240	10	21	26	10.5	30	65	35	12.80	5	1494340000				
KRN-M12-/240 S		12			13	30	65		11.71	5	1494350000				
KRN-M16-/240 S		16			17	30	68		12.11	5	1494370000				
KRN-M10-/300 S	300	10	23.5	30	10.5	30	76	42	19.66	5	1494380000*				
KRN-M12-/300 S		12			13	30	79		20.08	5	1494390000*				
KRN-M16-/300 S		16			17	30	81		20.60	5	1494400000*				

* UL not tested



**Tubular cable lugs with 90° angle,
0.5 – 35 mm², euro-series**

Technical data

Material: Cu according to DIN EN 13600
Surface: tin plated
Approvals:

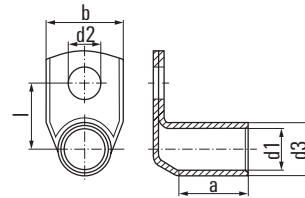


Ordering data

Type	Cross-section mm ²	flat hole M	dimensions in mm						weight 100 pcs./kg	Qty. (pcs.)	Order No.	Tool recommendation
			d1	d3	d2	b	l	a				
KWN-M3/0,75 90	0.5 - 0.75	3	1.4	3	3.2	6.5	7.5	5	0.09	100	1495180000*	
KWN-M4/0,75 90		4			4.3	8.5	8.5		0.10	100	1495190000*	
KWN-M5/0,75 90		5			5.3	10	9.5		0.10	100	1495200000*	
KWN-M3/1,5 90	1.0 - 1.5	3	1.9	3.9	3.2	6.5	8	5	0.16	100	1495210000*	
KWN-M4/1,5 90		4			4.3	8.5	9		0.16	100	1495220000*	
KWN-M5/1,5 90		5			5.3	10	10		0.16	100	1495230000*	
KWN-M6/1,5 90		6			6.4	11	12		0.15	100	1495240000*	
KWN-M4/2,5 90	2.5	4	2.4	4.4	4.3	8.5	9.2	5.5	0.18	100	1495250000*	
KWN-M5/2,5 90		5			5.3	10	10.2		0.18	100	1495270000*	
KWN-M6/2,5 90		6			6.4	11	12.2		0.22	100	1495280000*	
KWN-M8/2,5 90		8			8.4	14	14.2		0.23	100	1495290000*	
KWN-M4/4 90	4	4	3	5	4.3	8.5	9.5	7	0.25	100	1495300000*	
KWN-M5/4 90		5			5.3	10	10.5		0.24	100	1495310000*	
KWN-M6/4 90		6			6.4	11	12.5		0.29	100	1495320000*	
KWN-M8/4 90		8			8.4	14	14.5		0.30	100	1495330000*	
KWN-M4/6 90	6	4	3.5	6.5	4.3	10	10.3	8	0.52	100	1497220000	
KWN-M5/6 90		5			5.3	11	11.2		0.56	100	1496120000	
KWN-M6/6 90		6			6.4	11	13.3		0.62	100	1496130000	
KWN-M8/6 90		8			8.4	15	15.3		0.64	100	1496140000	
KWN-M10/6 90		10			10.5	18	17.2		0.68	100	1496150000	
KWN-M12/6 90		12			13	20	18.2		0.66	100	1496170000	
KWN-M5/10 90	10	5	4.5	7	5.3	12	11.5	9	0.54	100	1497020000	
KWN-M6/10 90		6			6.4	12	12.5		0.59	100	1497030000	
KWN-M8/10 90		8			8.4	15	15.5		0.67	100	1497040000	
KWN-M10/10 90		10			10.5	18	17.5		0.70	100	1497050000	
KWN-M12/10 90		12			13	20	18.5		0.70	100	1497070000	
KWN-M5/16 90	16	5	5.5	8.5	5.3	12	13	12	1.07	100	1497080000	
KWN-M6/16 90		6			6.4	12	14.3		1.15	100	1497090000	
KWN-M8/16 90		8			8.4	15	16.3		1.20	100	1497100000	
KWN-M10/16 90		10			10.5	18	18.3		1.23	100	1497110000	
KWN-M12/16 90		12			13	20	19.3		1.23	100	1497120000	
KWN-M6/25 90	25	6	7	10	6.4	15	15.5	14	1.35	100	1495850000	
KWN-M8/25 90		8			8.4	16	17.5		1.43	100	1495870000	
KWN-M10/25 90		10			10.5	18	19.5		1.57	100	1495880000	
KWN-M12/25 90		12			13	20	20.5		1.51	100	1495890000	
KWN-M14/25 90		14			15	22	22.5		1.69	100	1495900000	
KWN-M6/35 90	35	6	8.5	12	6.4	17	16.5	16	2.10	100	1495910000	
KWN-M8/35 90		8			8.4	17	18.5		2.31	100	1495920000	
KWN-M10/35 90		10			10.5	20	20.5		2.36	100	1495930000	
KWN-M12/35 90		12			13	22	21.5		2.37	100	1495940000	
KWN-M14/35 90		14			15	23	23.5		2.48	100	1494640000	
KWN-M16/35 90		16			17	28	24.5		2.48	100	1494690000	

* UL not tested

HTN 21			
PZ RK 6/70	EPG 45	APG 80	
PZ RK 10/120		EPG 60 + HPG 60	



**Tubular cable lugs with 90° angle,
50 – 300 mm², euro-series**

Technical data

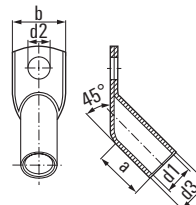
Material: Cu according to DIN EN 13600
Surface: tin plated
Approvals:



Ordering data

Type	Cross-section mm ²	flat hole		dimensions in mm					weight 100 pcs./kg	Qty. (pcs.)	Order No.	Tool recommendation			
		M	d1	d3	d2	b	l	a				PZ/RK 6/70	PZ/RK 10/120	EPG 45 EPG 60 + HPG 60	APG 80
KWN-M6-/50 90	50	6	10	14	6.4	20	17.5	18	3.00	100	1495950000	PZ/RK 6/70	PZ/RK 10/120	EPG 45 EPG 60 + HPG 60	APG 80
KWN-M8-/50 90		8			8.4	20	19.5		3.22	100	1495970000				
KWN-M10-/50 90		10			10.5	20	21.5		3.32	100	1495980000				
KWN-M12-/50 90		12			13	23	22.5		3.28	100	1495990000				
KWN-M14-/50 90		14			15	23	24.5		3.37	100	1494650000				
KWN-M16-/50 90		16			17	27	28.5		3.63	100	1496000000				
KWN-M20-/50 90		20			21	30	32.5		3.89	100	1494710000				
KWN-M6-/70 90	70	6	12	16.5	6.4	24	18.8	20	4.41	25	1496010000				
KWN-M8-/70 90		8			8.4	24	20.8		4.86	25	1496020000				
KWN-M10-/70 90		10			10.5	24	22.8		5.06	25	1496030000				
KWN-M12-/70 90		12			13	24	23.8		4.94	25	1496040000				
KWN-M14-/70 90		14			15	25	25.8		5.19	25	1494660000				
KWN-M16-/70 90		16			17	28	26.8		5.11	25	1496050000				
KWN-M20-/70 90		20			21	29	30.8		5.26	25	1496070000				
KWN-M8-/95 90	95	8	13.5	18	8.4	26	21.5	22	5.33	25	1496080000				
KWN-M10-/95 90		10			10.5	26	23.5		5.59	25	1496090000				
KWN-M12-/95 90		12			13	26	24.5		5.66	25	1496100000				
KWN-M14-/95 90		14			15	26	26.5		5.89	25	1494670000				
KWN-M16-/95 90		16			17	28	27.5		6.00	25	1496110000				
KWN-M8-/120 90	120	8	15	20	8.4	29	22.5	25	7.63	25	1494680000				
KWN-M10-/120 90		10			10.5	29	24.5		8.07	25	1494450000				
KWN-M12-/120 90		12			13	29	25.5		7.99	25	1494470000				
KWN-M16-/120 90		16			17	30	28.5		8.46	25	1494480000				
KWN-M8-/150 90	150	8	16.8	21.3	8.4	31	25.7	28	8.03	25	1494490000				
KWN-M10-/150 90		10			10.5	31	25.7		8.07	25	1494500000				
KWN-M12-/150 90		12			13	31	26.7		8.29	25	1494510000				
KWN-M16-/150 90		16			17	31	29.7		8.50	25	1494520000				
KWN-M20-/150 90		20			21	35	33.7		8.89	25	1494530000				
KWN-M10-/185 90	185	10	19	24	10.5	35	27	29	11.41	25	1494540000				
KWN-M12-/185 90		12			13	35	28		12.04	25	1494550000				
KWN-M16-/185 90		16			17	35	31		12.48	25	1494570000				
KWN-M20-/185 90		20			21	35	35		12.70	25	1494580000				
KWN-M10-/240 90	240	10	21	26	10.5	38	28	34	13.32	25	1494590000				
KWN-M12-/240 90		12			13	38	29		13.40	25	1494610000				
KWN-M16-/240 90		16			17	38	32		13.76	25	1494620000				
KWN-M20-/240 90		20			21	38	36		14.23	25	1494630000				
KWN-M12-/300 90	300	12	24	30	13	43	31	41	19.92	20	1497300000				
KWN-M16-/300 90		16			17	43	34		20.90	20	1497310000				
KWN-M20-/300 90		20			21	43	38		21.81	20	1497320000				

* UL not tested



**Tubular cable lugs with 45° angle,
10 – 240 mm², euro-series**

Technical data

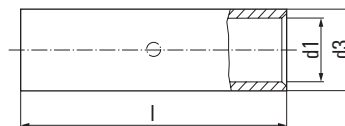
Material: Cu according to DIN EN 13600
Surface: tin plated
Approvals:



Ordering data

Type	Cross-section mm ²	flat hole M	dimensions in mm					weight 100 pcs./kg	Qty. (pcs.)	Order No.	Tool recommendation			
			d1	d3	d2	b	a							
KWN-M5/-10 45	10	5	4.5	7	5.3	12	9	0.55	100	1496810000	PZ RK 6/70	EPG 45	EPG 60 + HPG 60	APG 80
KWN-M6/-10 45		6			6.4	12		0.58	100	1496820000				
KWN-M8/-10 45		8			8.4	15		0.65	100	1496830000				
KWN-M10/-10 45		10			10.5	18		0.66	100	1496840000*				
KWN-M5/-16 45	16	5	5.5	8.5	5.3	12	12	0.95	100	1496850000				
KWN-M6/-16 45		6			6.4	12		1.02	100	1496870000				
KWN-M8/-16 45		8			8.4	15		1.17	100	1496880000				
KWN-M10/-16 45		10			10.5	18		1.17	100	1496890000				
KWN-M6/-25 45	25	6	7	10	6.4	15	14	1.39	100	1496180000				
KWN-M8/-25 45		8			8.4	16		1.51	100	1496190000				
KWN-M10/-25 45		10			10.5	18		1.66	100	1496200000				
KWN-M12/-25 45		12			13	20		1.70	100	1496210000				
KWN-M6/-35 45	35	6	8.5	12	6.4	17	16	2.17	50	1496220000				
KWN-M8/-35 45		8			8.4	17		2.23	50	1496230000				
KWN-M10/-35 45		10			10.5	20		2.34	50	1496240000				
KWN-M12/-35 45		12			13	22		2.40	50	1496250000				
KWN-M6/-50 45	50	6	10	14	6.4	20	18	2.94	50	1496270000*				
KWN-M8/-50 45		8			8.4	20		3.34	50	1496280000				
KWN-M10/-50 45		10			10.5	20		3.65	50	1496290000				
KWN-M12/-50 45		12			13	23		3.65	50	1496300000				
KWN-M8/-70 45	70	8	12	16.5	8.4	24	20	4.90	25	1496310000				
KWN-M10/-70 45		10			10.5	24		5.23	25	1496320000				
KWN-M12/-70 45		12			13	24		5.34	25	1496330000				
KWN-M8/-95 45	95	8	13.5	18	8.4	26	22	6.18	25	1496340000				
KWN-M10/-95 45		10			10.5	26		6.20	25	1496350000				
KWN-M12/-95 45		12			13	26		6.20	25	1496370000				
KWN-M16/-95 45		16			17	28		6.80	25	1496380000*				
KWN-M8/-120 45	120	8	15	20	8.4	29	25	7.80	25	1496390000				
KWN-M10/-120 45		10			10.5	29		8.90	25	1496400000				
KWN-M12/-120 45		12			13	29		8.91	25	1496410000				
KWN-M16/-120 45		16			17	30		9.31	25	1496420000				
KWN-M8/-150 45	150	8	16.8	21.3	8.4	31	28	11.31	25	1496430000*				
KWN-M10/-150 45		10			10.5	31		9.80	25	1496440000				
KWN-M12/-150 45		12			13	31		9.68	25	1496450000				
KWN-M16/-150 45		16			17	31		10.12	25	1496470000				
KWN-M20/-150 45		20			21	35		10.12	25	1496480000*				
KWN-M10/-185 45	185	10	19	24	10.5	35	29	12.35	20	1495340000				
KWN-M12/-185 45		12			13	35		12.24	20	1495350000				
KWN-M16/-185 45		16			17	35		12.84	20	1495370000				
KWN-M20/-185 45		20			21	35		13.99	20	1495380000				
KWN-M12/-240 45	240	12	21	26	13	38	34	15.46	15	1495400000				
KWN-M16/-240 45		16			17	38		16.51	15	1495410000				
KWN-M20/-240 45		20			21	38		17.04	15	1495420000				

* UL not tested



**Joint connector 0.5 – 240 mm²
euro-series**

Technical data

Material: Cu according to DIN EN 13600
 Surface: tin plated
 Type: with wirestop

Ordering data

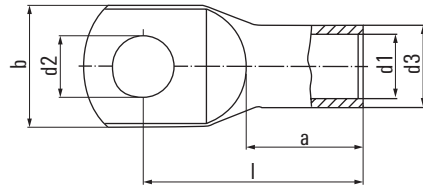
Type	Cross-section mm ²	dimensions in mm			weight 100 pcs./kg	Qty. (pcs.)	Order No.	Tool recommendation			
		d1	d3	l				HTN 21	EPG 45	PZ RK 6/70 PZ RK 10/120	EPG 60 + HPG 60
VSTN-M0,5/-0,75	0.5 - 0.75	1.4	3	15	0.08	100	1497330000				
VSTN-M1/-1,5	1.0 - 1.5	1.9	3.9	15	0.12	100	1497340000				
VSTN/-2,5	2.5	2.4	4.4	16	0.15	100	1497350000				
VSTN/-4	4	3	5	19	0.21	100	1497370000				
VSTN/-6	6	3.5	6.5	25	0.51	100	1494720000				
VSTN/-10	10	4.5	7	30	0.60	50	1497130000				
VSTN/-16	16	5.5	8.5	35	1.00	50	1497140000				
VSTN/-25	25	7	10	40	1.41	50	1494730000				
VSTN/-35	35	8.5	12	45	2.16	50	1494740000				
VSTN/-50	50	10	14	50	3.32	50	1494750000				
VSTN/-70	70	12	16.5	55	4.91	50	1494760000				
VSTN/-95	95	13.5	18	60	6.09	50	1494770000				
VSTN/-120	120	15	20	65	7.88	25	1494780000				
VSTN/-150	150	16.8	21.3	70	8.68	25	1497380000				
VSTN/-185	185	19	24	75	11.63	25	1497390000				
VSTN/-240	240	21	26	85	14.22	25	1497400000				



Crimp cable lugs, copper DIN 46235



K



Crimp cable lugs, copper 6 – 95 mm², DIN 46235

Technical data

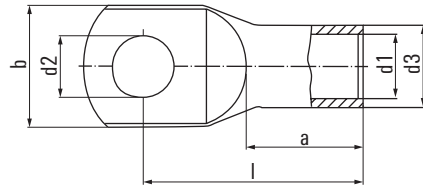
Material: Cu according to DIN EN 13600
Surface: tin plated

Ordering data

Type	Cross-section mm ²	flat hole M	die code	d1	d3	d2	b	l	a	weight 100 pcs./kg	Qty. (pcs.)	Order No.	Tool recommendation
KP-M5/6	6	5	5	3.7	5.5	5.3	8.5	24	10	0.31	100	1497840000	PZ PK 6/70
KP-M6/6		6				6.4	9	24		0.34	100	1497850000	
KP-M8/6		8*				8.4	13	26		0.35	100	1497860000	
KP-M5/10	10	5	6	4.4	6	5.3	10	27	10	0.35	100	1497870000	PZ PK 10/120
KP-M6/10		6				6.4	10	27		0.37	100	1497880000	
KP-M8/10		8*				8.4	13	28		0.38	100	1497890000	
KP-M10/10		10*				10.5	15	29		0.38	100	1497910000	
KP-M5/16	16	5*	8	5.5	8.5	5.3	13	36	20	1.22	100	1497920000	
KP-M6/16		6				6.4	13	36		1.27	100	1497930000	CTN 25 D5
KP-M8/16		8				8.4	13	37		1.30	100	1497940000	
KP-M10/16		10				10.5	16.5	38		1.32	100	1497950000	
KP-M12/16		12*				13	19	40		1.35	100	1497960000	
KP-M6/25	25	6	10	7	10	6.4	14	39	20	1.62	100	1497970000	
KP-M8/25		8				8.4	17	39		1.73	100	1497980000	
KP-M10/25		10				10.5	17	40.5		1.77	100	1497990000	
KP-M12/25		12				13	18	40.5		1.72	100	1498000000	
KP-M16/25		16*				17	22	45		1.99	100	1498010000	
KP-M6/35	35	6*	12	8.2	12.5	6.4	17.5	42.5	20	3.12	100	1498020000	
KP-M8/35		8				8.4	18	42		3.19	100	1498030000	
KP-M10/35		10				10.5	20	42.5		3.17	100	1498040000	
KP-M12/35		12				13	21	44		3.11	100	1498050000	
KP-M16/35		16*				17	28	47		3.14	100	1498060000	
KP-M6/50	50	6*	14	9.8	14.5	6.4	20	52	28	4.67	100	1498510000	
KP-M8/50		8				8.4	20	52		5.00	100	1498070000	
KP-M10/50		10				10.5	22	52		4.94	100	1498080000	
KP-M12/50		12				13	23	52		4.91	100	1498090000	
KP-M14/50		14*				15	26	53.5		4.94	100	1498570000	
KP-M16/50		16				17	28	55.5		5.04	100	1498110000	
KP-M20/50		20*				21	30	61.5		5.56	100	1498120000	
KP-M8/70	70	8	16	11.3	16.5	8.4	24	56	28	6.54	50	1498130000	K
KP-M10/70		10				10.5	24	56		6.54	50	1498140000	
KP-M12/70		12				13	24	56.5		6.57	50	1498150000	
KP-M14/70		14*				15	24	55.5		6.00	50	1498560000	
KP-M16/70		16				17	29	57		6.92	50	1498160000	
KP-M20/70		20*				21	31	61		6.99	50	1498170000	
KP-M8/95	95	8*	18	13.5	19	8.4	28	65	35	9.36	50	1498180000	
KP-M10/95		10				10.5	28	65.5		9.55	50	1498190000	
KP-M12/95		12				13	28	65.5		9.45	50	1498210000	
KP-M14/95		14*				15	28	65.5		9.43	50	1498520000	
KP-M16/95		16				17	30	65.5		9.44	50	1498220000	
KP-M20/95		20*				21	33	71		9.86	50	1498230000	

* not standardized, tube measurements in accordance with DIN 46235

Crimp cable lugs, copper, DIN 46235



Crimp cable lugs, copper,
120 - 300 mm², DIN 46235

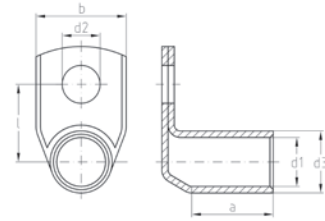
Technical data

Material: Cu according to DIN EN 13600
Surface: tin plated

Ordering data

Type	Cross-section mm ²	flat hole M	die code	d1	d3	dimensions in mm				weight 100 pcs./kg	Qty. (pcs.)	Order No.	Tool recommendation		
KP-M8/-120	120	8*	20	15.5	21	8.4	31	70	35	11.35	50	1498480000	PZPK 10/120	EPG 45	APG 80
KP-M10/-120		10				10.5	31	70		11.40	50	1498240000			
KP-M12/-120		12				13	31	70.5		11.43	50	1498250000			
KP-M14/-120		14*				15	31	70		11.41	50	1498490000			
KP-M16/-120		16				17	31.5	70		11.36	50	1498270000			
KP-M20/-120		20				21	36	72		11.51	50	1498280000			
KP-M8/-150	150	8*	22	17	23.5	8.4	34	79	35	16.40	25	1498290000			
KP-M10/-150		10				10.5	34	79		16.46	25	1498310000			
KP-M12/-150		12				13	34	78.5		16.53	25	1498320000			
KP-M14/-150		14*				15	34	78		16.49	25	1498580000			
KP-M16/-150		16				17	34	78		16.35	25	1498330000			
KP-M20/-150		20				21	38	78		16.34	25	1498340000			
KP-M8/-185	185	8*	25	19	25.5	8.4	37	83	40	18.50	25	1498540000			
KP-M10/-185		10				10.5	37	83		18.50	25	1498350000			
KP-M12/-185		12				13	37	82.5		18.95	25	1498360000			
KP-M14/-185		14*				15	37	82		18.96	25	1498590000			
KP-M16/-185		16				17	37	82		19.41	25	1498370000			
KP-M20/-185		20				21	40	83		19.01	25	1498380000			
KP-M10/-240	240	10*	28	21.5	29	10.5	42	92	40	27.10	20	1498390000			
KP-M12/-240		12				13	42.5	92		26.65	20	1498410000			
KP-M14/-240		14*				15	42.5	92		26.73	20	1498530000			
KP-M16/-240		16				17	42.5	92		27.45	20	1498420000			
KP-M20/-240		20				21	45	92		27.67	20	1498430000			
KP-M10/-300	300	10*	32	24.5	32	10.5	48.5	104	50	34.80	10	1498440000			
KP-M12/-300		12*				13	48.5	104		34.50	10	1498450000			
KP-M14/-300		14*				15	48.5	104		34.60	10	1498550000			
KP-M16/-300		16				17	48.5	100		34.16	10	1498460000			
KP-M20/-300		20				21	48.5	100		34.46	10	1498470000			

* not standardized, tube measurements in accordance with DIN 46235



Crimp cable lugs, copper with 90° angle, 10 – 300 mm², DIN 46235

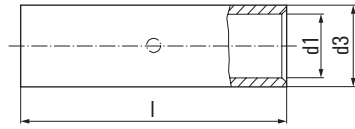

Technical data

Material: Cu according to DIN EN 13600
Surface: tin plated

Ordering data

Type	Cross-section mm ²	flat hole M	die code	d1	d3	d2	b	l	a	weight 100 pcs./kg (pcs.)	Qty.	Order No.	Tool recommendation
KWPN-M6/-10 90	10	6	6	4.4	6	6.4	10	13	9	0.35	100	1497420000	PZ PK 6/70 CTN 29 D5 EPG 45 EPG 60 + HPG 60 APG 80
KWPN-M8/-10 90		8				8.4	13	15		0.37	100	1497430000	
KWPN-M6/-16 90	16	6	8	5.5	8.5	6.4	13	14.3	20	1.29	100	1497440000	
KWPN-M8/-16 90		8				8.4	13	16.3		1.3	100	1497450000	
KWPN-M10/-16 90		10				10.5	16.5	18.3		1.14	100	1497470000	
KWPN-M12/-16 90		12				13	19	19.3		1.17	100	1497480000	
KWPN-M6/-25 90	25	6	10	7	10	6.4	15	15.5	20	1.68	100	1497490000	
KWPN-M8/-25 90		8				8.4	16	17.5		1.78	100	1497510000	
KWPN-M10/-25 90		10				10.5	16	19.5		1.84	100	1497520000	
KWPN-M12/-25 90		12				13	19	20.5		1.82	100	1497530000	
KWPN-M6/-35 90	35	6	12	8.2	12.5	6.4	17	16.8	20	2.74	100	1497540000	PZ PK 6/70 CTN 29 D5 EPG 45 EPG 60 + HPG 60 APG 80
KWPN-M8/-35 90		8				8.4	17	18.8		3.04	100	1497550000	
KWPN-M10/-35 90		10				10.5	19	20.8		3.12	100	1497570000	
KWPN-M12/-35 90		12				13	21	21.8		3.26	100	1497580000	
KWPN-M8/-50 90	50	8	14	9.8	14.5	8.4	20	19.8	28	4.62	100	1497590000	
KWPN-M10/-50 90		10				10.5	22	21.8		4.82	100	1497610000	
KWPN-M12/-50 90		12				13	24	22.8		5.03	100	1497620000	
KWPN-M16/-50 90		16				17	27	25.8		5.06	100	1497630000	
KWPN-M8/-70 90	70	8	16	11.3	16.5	8.4	24	20.8	28	5.93	25	1497640000	
KWPN-M10/-70 90		10				10.5	24	22.8		6.51	25	1497650000	
KWPN-M12/-70 90		12				13	24	23.8		7	25	1497660000	
KWPN-M16/-70 90		16				17	29	26.8		6.96	25	1497680000	
KWPN-M8/-95 90	95	8	18	13.5	19	8.4	28	22	35	8.5	25	1497690000	PZ PK 6/70 CTN 29 D5 EPG 45 EPG 60 + HPG 60 APG 80
KWPN-M10/-95 90		10				10.5	28	24		9.37	25	1497710000	
KWPN-M12/-95 90		12				13	28	25		9.49	25	1497720000	
KWPN-M16/-95 90		16				17	32	28		9.67	25	1497730000	
KWPN-M10/-120 90	120	10	20	15.5	21	10.5	32	25.5	35	10.84	25	1497750000	
KWPN-M12/-120 90		12				13	32	26.5		11	25	1497760000	
KWPN-M16/-120 90		16				17	32	29.5		11.16	25	1497770000	
KWPN-M20/-120 90		20				21	38	33.5		12.39	25	1497780000	
KWPN-M8/-150 90	150	8	22	17	23.5	8.4	34	26.8	35	13.87	25	1497790000	
KWPN-M10/-150 90		10				10.5	34	26.8		14.16	25	1497810000	
KWPN-M12/-150 90		12				13	34	27.8		14.41	25	1497820000	
KWPN-M16/-150 90		16				17	34	30.8		14.83	25	1497830000	
KWPN-M20/-150 90		20				21	34	34.8		15.51	25	1496680000	
KWPN-M8/-185 90	185	8	25	19	25.5	8.4	37	25.8	40	15.7	25	1496800000	PZ PK 6/70 CTN 29 D5 EPG 45 EPG 60 + HPG 60 APG 80
KWPN-M10/-185 90		10				10.5	37	27.8		16.81	25	1496690000	
KWPN-M12/-185 90		12				13	37	28.8		17.29	25	1496700000	
KWPN-M16/-185 90		16				17	37	31.8		18.09	25	1496710000	
KWPN-M20/-185 90		20				21	40	35.8		20.2	25	1496720000	
KWPN-M12/-240 90	240	12	28	21.5	29	13	42	30.5	40	22.61	20	1496730000	
KWPN-M16/-240 90		16				17	42	33.5		24.64	20	1496740000	
KWPN-M20/-240 90		20				21	42	37.5		25.59	20	1496750000	
KWPN-M12/-300 90	300	12	32	24.5	32	13	48.5	32	50	29.35	10	1496770000	
KWPN-M16/-300 90		16				17	48.5	35		30.51	10	1496780000	
KWPN-M20/-300 90		20				21	48.5	39		38.6	10	1496790000	

Tubular compression connectors, copper, DIN 46267 part 1


Tubular compression connectors
6 - 300 mm², DIN 46267 part 1,
strain relieved
Technical data

Material: Cu according to DIN EN 13600
 Surface: tin plated

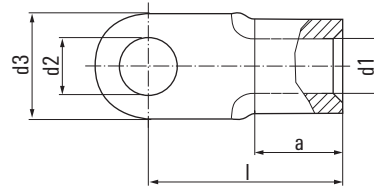
Ordering data

Type	Cross-section mm ²	die code	dimensions in mm			weight 100 pcs./kg	Qty. (pcs.)	Order No.	Tool recommendation					
			d1	d3	l				PZ PK 6/70	CTN 25 D5	PZ PK 10/120	EPG 45	EPG 60 + HPG 60	APG 80
VPN/-6	6	5	3.7	5.5	30	0.35	100	1498610000						
VPN/-10	10	6	4.4	6	30	0.35	100	1498620000						
VPN/-16	16	8	5.5	8.5	50	1.51	100	1498630000						
VPN/-25	25	10	7	10	50	1.86	100	1498640000						
VPN/-35	35	12	8.2	12.5	50	3.20	100	1498650000						
VPN/-50	50	14	9.8	14.5	56	4.64	50	1498660000						
VPN/-70	70	16	11.3	16.5	56	5.64	50	1498670000						
VPN/-95	95	18	13.5	19	70	8.98	50	1498680000						
VPN/-120	120	20	15.5	21	70	10.27	25	1498690000						
VPN/-150	150	22	17	23.5	80	14.96	25	1498710000						
VPN/-185	185	25	19	25.5	85	16.78	25	1498720000						
VPN/-240	240	28	21.5	29	90	23.20	15	1498730000						
VPN/-300	300	32	24.5	32	100	30.52	10	1498740000						

Terminals noninsulated



K



Terminals 0.1 – 6 mm², DIN 46234

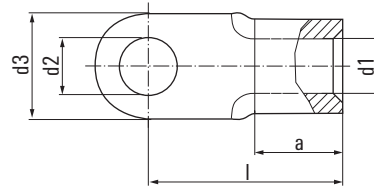
Technical data

Material: Cu-HCP
Surface: tin plated
S = small palm

Ordering data

Type	Cross-section mm ²	flat hole M	d1	d2	d3	l	a	weight 100 pcs./kg	Qty. (pcs.)	Order No.	Tool recommendation	
KQN-M2/-0,5	0.1 - 0.5	2	1	2.2	5	10	4	0.02	100	1493670000	HTN 21	
KQN-M3/-0,5		3		3.2	5	10		0.02	100	1493680000		
KQN-M4/-0,5		4		4.3	6.5	12		0.03	100	1493690000		
KQN-M5/-0,5		5		5.3	8	11		0.03	100	1493700000		
KQN-M2/-1	0.5 - 1	2*	1.6	2.2	6	11	5	0.06	100	1493720000		
KQN-M2,5/-1		2.5		2.7	6	11		0.06	100	1493730000		
KQN-M3/-1		3		3.2	6	11		0.06	100	1493740000		
KQN-M3,5/-1		3.5		3.7	6	11		0.06	100	1493750000		
KQN-M4/S/-1		4/S*		4.3	7	11		0.06	100	1493760000		
KQN-M4/-1		4		4.3	8	12		0.07	100	1493770000		
KQN-M5/S/-1		5/S*		5.3	8	12		0.06	100	1493780000		
KQN-M5/-1		5		5.3	10	13		0.08	100	1493790000		
KQN-M6/-1		6*		6.5	10	13		0.07	100	1493800000		
KQN-M8/-1		8*		8.4	12	17		0.10	100	1493810000		
KQN-M10/-1		10*		10.5	14	17		0.10	100	1493710000		
KQN-M3/-2,5	1.5 - 2.5	3	2.3	3.2	6	11	5	0.07	100	1493820000	EPG 45	
KQN-M3,5/-2,5		3.5		3.7	6	11		0.06	100	1493830000		
KQN-M4/S/-2,5		4/S*		4.3	6.8	11		0.06	100	1493840000		
KQN-M4/-2,5		4		4.3	8	12		0.08	100	1493850000		
KQN-M5/S/-2,5		5/S*		5.3	8	12		0.07	100	1493870000		
KQN-M5/-2,5		5		5.3	10	14		0.10	100	1493890000		
KQN-M6/-2,5		6		6.5	11	16		0.11	100	1493900000		
KQN-M8/-2,5		8		8.4	14	17		0.14	100	1493910000		
KQN-M10/-2,5		10*		10.5	18	20		0.19	100	1493930000		
KQN-M12/-2,5		12*		13	18	20		0.16	100	1493940000		
KQN-M4/-6	4 - 6	4	3.6	4.3	8	14	6	0.14	100	1493950000		APG 80 EPG 60 + HP G 60
KQN-M5/-6		5		5.3	10	15		0.16	100	1493960000		
KQN-M6/-6		6		6.5	11	16		0.17	100	1493970000		
KQN-M8/-6		8		8.4	14	19		0.21	100	1493980000		
KQN-M10/-6		10		10.5	18	21		0.27	100	1493990000		
KQN-M12/-6		12*		13	18	21		0.23	100	1494000000		

* not standardized, dimensions similar to DIN 46234



**Terminals 10 – 240 mm²,
DIN 46234**

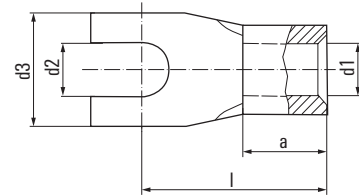
Technical data

Material: Cu-HCP
Surface: tin plated

Ordering data

Type	Cross-section mm ²	flat hole M	dimensions in mm					weight 100 pcs./kg	Qty. (pcs.)	Order No.	Tool recommendation
			d1	d2	d3	l	a				
KQN-M4/-10	10	4*	4.5	4.3	10	16	8	0.23	100	1494010000	
KQN-M5/-10		5	5.3	10	16			0.22	100	1494020000	
KQN-M6/-10		6	6.5	11	17			0.24	100	1494030000	
KQN-M8/-10		8	8.4	14	20			0.29	100	1494040000	
KQN-M10/-10		10	10.5	18	21			0.35	100	1494050000	
KQN-M12/-10		12	13	22	23			0.41	100	1494060000	
KQN-M5/-16	16	5	5.8	5.3	11	20	10	0.40	100	1494070000	
KQN-M6/-16		6	6.5	11	20			0.38	100	1494080000	
KQN-M8/-16		8	8.4	14	22			0.42	100	1494090000	
KQN-M10/-16		10	10.5	18	24			0.50	100	1494100000	
KQN-M12/-16		12	13	22	26			0.58	100	1494110000	
KQN-M5/-25	25	5	7.5	5.3	12	25	11	0.70	50	1494120000	
KQN-M6/-25		6	6.5	12	25			0.71	50	1494130000	
KQN-M8/-25		8	8.4	16	25			0.76	50	1494140000	
KQN-M10/-25		10	10.5	18	26			0.78	50	1494150000	
KQN-M12/-25		12	13	22	31			0.97	50	1494160000	
KQN-M16/-25		16	17	28	35			1.20	50	1493490000	
KQN-M6/-35	35	6	9	6.5	15	26	12	0.97	50	1494170000	
KQN-M8/-35		8	8.4	16	26			0.96	50	1494180000	
KQN-M10/-35		10	10.5	18	27			1.00	50	1494190000	
KQN-M12/-35		12	13	22	31			1.17	50	1493130000	
KQN-M16/-35		16	17	28	36			1.41	50	1493140000	
KQN-M20/-35		20*	21	30	37.5	14		1.67	50	1493520000	
KQN-M6/-50	50	6	11	6.5	18	34	16	1.75	50	1493510000	
KQN-M8/-50		8	8.4	18	34			1.72	50	1493150000	
KQN-M10/-50		10	10.5	18	34			1.66	50	1493160000	
KQN-M12/-50		12	13	22	36			1.80	50	1493170000	
KQN-M16/-50		16	17	28	40			2.11	50	1493180000	
KQN-M20/-50		20*	21	32	41.2	18		2.57	50	1493530000	
KQN-M6/-70	70	6	13	6.5	22	38	18	2.66	50	1493190000	
KQN-M8/-70		8	8.4	22	38			2.34	50	1493210000	
KQN-M10/-70		10	10.5	22	38			2.58	50	1493220000	
KQN-M12/-70		12	13	22	38			2.49	50	1493230000	
KQN-M16/-70		16	17	28	42			2.77	50	1493240000	
KQN-M20/-70		20*	21	32	45	19		3.06	50	1493250000	
KQN-M8/-95	95	8	15	8.4	24	42	20	4.24	25	1493260000	
KQN-M10/-95		10	10.5	24	42			4.17	25	1493270000	
KQN-M12/-95		12	13	24	42			3.92	25	1493280000	
KQN-M16/-95		16	17	28	44			3.94	25	1493290000	
KQN-M20/-95		20*	21	32	51.8			4.25	25	1493310000	
KQN-M8/-120	120	8	16.5	8.4	24	44	22	5.77	25	1493320000	
KQN-M10/-120		10	10.5	24	44			5.67	25	1493330000	
KQN-M12/-120		12	13	24	44			5.42	25	1493340000	
KQN-M16/-120		16	17	28	48			6.21	25	1493350000	
KQN-M20/-120		20*	21	32	53	21		5.81	25	1493360000	
KQN-M10/-150	150	10	19	10.5	30	50	24	8.29	25	1493370000	
KQN-M12/-150		12	13	30	50			8.31	25	1493380000	
KQN-M16/-150		16	17	30	50			8.01	25	1493390000	
KQN-M20/-150		20*	21	36	63	27		7.35	25	1493410000	
KQN-M10/-185	185	10	21	10.5	36	50	28	11.16	25	1493420000	
KQN-M12/-185		12	13	36	50			10.78	25	1493430000	
KQN-M16/-185		16	17	36	50			10.61	25	1493440000	
KQN-M20/-185		20*	21	36	50			10.17	25	1493450000	
KQN-M10/-240	240	10	23.5	10.5	38	56	32	15.01	25	1493460000	
KQN-M12/-240		12	13	38	56			14.98	25	1493470000	
KQN-M16/-240		16	17	38	56			14.53	25	1493480000	

* not standardized



Terminals fork-type 0.5 – 16 mm²

Technical data

Material:	Cu-HCP (0.5 - 10 mm ²) Cu-ETP (16 mm ²)
Surface:	tin plated S = small palm

Ordering data

Type	Cross-section mm ²	flat hole M	dimensions in mm					weight 100 pcs./kg	Qty. (pcs.)	Order No.	Tool recommendation
			d1	d2	d3	l	a				
KQNG-M3/-1	0.5 - 1	C 3	1.6	3.2	6	11	5	0.06	100	1493540000	
KQNG-M3,5/-1		C 3.5		3.7	6	11		0.05	100	1493550000	
KQNG-M4/S/-1		C 4/S		4.3	7	12		0.06	100	1493560000	
KQNG-M4/-1		C 4		4.3	8	12		0.07	100	1493570000	
KQNG-M5/-1		C 5		5.3	10	13		0.08	100	1493580000	
KQNG-M6/-1		C 6		6.5	12	17		0.09	100	1493590000	
KQNG-M3/-2,5	1.5 - 2.5	C 3	2.3	3.2	6	11	5	0.06	100	1493600000	
KQNG-M3,5/-2,5		C 3.5		3.7	6.8	11		0.07	100	1493610000	
KQNG-M4/S/-2,5		C 4/S		4.3	6.8	11		0.06	100	1493620000	
KQNG-M4/-2,5		C 4		4.3	8	12		0.08	100	1493630000	
KQNG-M5/-2,5		C 5		5.3	10	14		0.10	100	1493640000	
KQNG-M6/-2,5		C 6		6.5	11	16		0.11	100	1493650000	
KQNG-M4/-6	4 - 6	C 4	3.6	4.3	8	14	6	0.14	100	1493660000	
KQNG-M5/-6		C 5		5.3	10	15		0.16	100	1492650000	
KQNG-M6/-6		C 6		6.5	11	16		0.16	100	1492660000	
KQNG-M8/-6		C 8		8.4	14	19		0.19	100	1492670000	
KQNG-M5/-10	10	C 5	4.5	5.3	10	16	8	0.23	100	1492680000	
KQNG-M6/-10		C 6		6.5	11	17		0.24	100	1492690000	
KQNG-M6/-16	16	C 6	5.8	6.5	11	20	10	0.48	50	1492700000	
KQNG-M8/-16		C 8		8.4	14	22		0.50	50	1492710000	

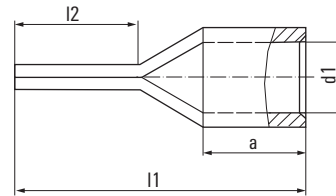
HTN 21

EPG 45

APG 80 + EPG 60 + HPG 60

CTN 25 D4

Pin cable lugs DIN 46230, noninsulated

Pin cable lugs 0.1 – 95 mm²,
DIN 46230

Technical data

Material: Cu-HCP (0.1 – 6 mm²)
Cu-ETP (10 – 95 mm²)

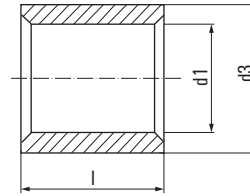
Surface: tin plated

Ordering data

Type	Cross-section mm ²	dimensions in mm				Ø pin	weight 100 pcs./kg	Qty. (pcs.)	Order No.	Tool recommendation	
		d1	l1	l2	a						
KSN/0,1-0,5	0.1 – 0.5	1	14	9	4	1.2	0.02	100	1492720000	HTN 21	
KSN/0,5-1,0	0.5 – 1	1.6	17	10	5	1.9	0.06	100	1492730000		
KSN/1,5-2,5	1.5 – 2.5	2.3	17	10	5	1.9	0.07	100	1492740000		
KSN/-2,5			22	15			0.09	100	1492750000*		
KSN/-6,0	4 – 6	3.6	20	11	6	2.6	0.15	100	1492770000	EPG 45	
KSN/-10	10	4.5	22	12	8	2.3 x 4.2	0.25	100	1492780000		
KSN/-16	16	5.8	26	13	10	2.5 x 5.6	0.41	100	1492790000	CTN 25 D4	
KSN/-25	25	7	34.1	16	14	2.5 x 6.9	0.66	50	1492800000*		
KSN/-35	35	8.4	41	20	16	3.2 x 8.1	1.19	50	1492810000*		
KSN/-50	50	9.5	45.7	21	19	3.7 x 9.5	1.88	50	1492820000*		
KSN/-70	70	11.2	55	24	24	4 x 11	3.01	50	1492830000*	APG 80 + EPG 60 + HPG 60	
KSN/-95	95	13.5	55.5	22	24	5.1 x 12.3	4.2	25	1492840000*		

* not standardized

Parallel connectors 0.1 – 150 mm², form A, DIN 46341 part 1



Technical data

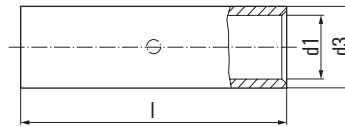
Material: Cu-HCP
Surface: tin plated

Ordering data

Type	Cross-section mm ²	dimensions in mm			weight 100 pcs./kg	Qty. (pcs.)	Order No.	Tool recommendation	
		l	d1	d3					
VPLN/0,1-0,5	0.1 – 0.5*	5	1.2	2	0.01	100	1492850000	HTN 21	EPG 45 APG 80 + EPG 60 + HPG 60
VPLN/0,5-1,0	0.5 – 1	7	1.6	3.3	0.04	100	1492860000		
VPLN/1,5-2,5	1.5 – 2.5	7	2.3	4	0.05	100	1492870000		
VPLN/4-6,0	4 – 6	7	3.6	5.7	0.09	100	1492880000		
VPLN/-10	10	9	4.6	6.8	0.15	100	1492890000		
VPLN/-16	16	10	5.9	8.3	0.23	100	1492900000		
VPLN/-25	25	12.5	7.7	10.7	0.45	100	1492910000		
VPLN/-35	35	14	9.2	12.4	0.65	100	1492920000		
VPLN/-50	50	17.5	11.2	14.8	1.13	100	1492930000		
VPLN/-70	70	18	13.5	17.5	1.59	100	1492940000		
VPLN/-95	95	19	15	20	2.34	50	1492950000		
VPLN/-120	120	21	16.7	22.7	3.53	50	1492960000		
VPLN/-150	150	25	19	25.5	5.02	50	1492970000		

* not standardized

Joint connector 0.1 – 150 mm², form B, DIN 46341 part 1



Technical data

Material: Cu-HCP
Surface: tin plated

Ordering data

Type	Cross-section mm ²	dimensions in mm			weight 100 pcs./kg	Qty. (pcs.)	Order No.	Tool recommendation	
		l	d1	d3					
VSTN/0,1-0,5	0.1 – 0.5*	12	1.2	2	0.02	100	1492980000	HTN 21	EPG 45 APG 80 + EPG 60 + HPG 60
VSTN/0,5-1	0.5 – 1	15	1.6	3.3	0.09	100	1492990000		
VSTN/1,5-2,5	1.5 – 2.5	15	2.3	4	0.11	100	1493010000		
VSTN/4-6	4 – 6	15	3.6	5.7	0.18	100	1493020000		
VSTN/10	10	20	4.6	6.8	0.36	100	1493030000		
VSTN/16	16	26	5.9	8.3	0.61	100	1493040000		
VSTN/25	25	29	7.7	10.7	1.13	100	1493050000		
VSTN/35	35	32	9.2	12.4	1.55	100	1493060000		
VSTN/50	50	38	11.2	14.8	2.44	100	1493070000		
VSTN/70	70	42	13.5	17.5	3.73	50	1493080000		
VSTN/95	95	48	15	20	6.08	50	1493090000		
VSTN/120	120	52	16.7	22.7	8.67	50	1493110000		
VSTN/150	150	56	19	25.5	11.25	50	1493120000		

* not standardized

Service and support

Service and support	Our expertise for your requirements	V.2
	Engineering support and customised assembly	V.3
	Personal Support	V.4

Our expertise for your requirements

Service connects – worldwide



Automation technology functions are becoming more complex in a globally-oriented world facing ambitious targets in terms of energy efficiency and smart production. We are your equal partners for the best connections in Industrial Connectivity.

Our personal support can answer any questions reliably and expertly. Our online services are available 365 day a year around the clock to provide answers to your questions on our products – from user documentation through software to planning tools.

In short: Weidmüller's global service combines our expertise with your requirements.



Your way to our service
www.weidmueller.com/service

Engineering support and customised assembly

Automation engineering and connectivity consulting belongs to our services as well as assembly of engineered products. We also support the process from the idea to the product with our Weidmüller Configurator and the Configure-to-Order process.



Consulting and engineering

The challenge for you is reducing costs and increasing efficiency. This requires intelligent, individual solutions. Whether it is modified products, pre-fitted mounting rails or complete small cabinets – our application centres provide a highly qualified custom-made engineering and production service.



Connectivity Consulting

Alongside our product offering, we support you with our range of services through all the phases of machine construction. The result of this collaboration is a reduction of up to 30% in cycle times, up to 20% more space in the control cabinet and significant fault reduction. Our experienced Connectivity Consulting team delivers a practical impetus rather than just abstract theories.



Fitted mounting rails

Your processes in panel building have to be fast, flexible and productive. This is the only way you can cut your costs and increase efficiency. Depending on the application in question, you will have different requirements with respect to the engineering service, delivery speed and flexibility to be provided.



Processed and assembled enclosures

To compete internationally, your plants need to satisfy high standards of safety, quality and performance. The smart combination of consultation, application expertise and industry know-how is our key to finding a custom-fit solution for your application. Reduce costs and increase efficiency.

Personal support

Exactly the right help and information on our solutions and products



If our products are used in your automation technology applications, you need the best possible individual support, from planning through installation to operation. For every stage of your application, we can offer the right tools and information for our products and solutions. Up-to-date, uncomplicated, comprehensive and around the clock via our service portal at www.weidmueller.com/support.

V



Your way to your local personal support
www.weidmueller.com/support



Technical downloads

All information, such as technical data, manuals, certificates and much more for the appropriate use of our products and solutions in your application.



Engineering data

For the quick integration of our products into your design, there are a lot of digital product data for engineering systems like EPLAN, Zuken E3.series, WSCAD and many others available for download.



Product software

Our software makes using and configuration of our products easier for you when it comes to operation, configuration and monitoring.



Approvals, certificates & declaration of conformity

We supply product- or company-related approvals and certificates for your documentation.



Security advisory board

Our Product Security Incident Response Team (PSIRT) continuously informs you about possible security-related vulnerabilities of our products.

Index

Index	Index Type	X.2
	Index Order No.	X.8
	Addresses worldwide	X.14

Type	Order No.	Page
1		
1/4" HANDGRIFF	4294820000	F.15
2		
2POL TESTER ZUB	2965720000	G.14
A		
AIE M-SPX 0.25-1.5 S	9204550000	C.11
AIE M-SPX 1.5-6.0 S	9204570000	C.11
AIE MULTI-SPX 0.75-4"SL	9203730000	C.11
AIE MULTI-STRIPAX 16 SL	9202270000	C.11
AIE MULTI-STRIPAX 6-16	9202260000	C.11
AIE MULTI-STRIPAX ASI	9202300000	C.11
AIE MULTI-STRIPAX AWG	9202280000	C.11
AIE MULTI-STRIPAX GKVLW	9205770000	C.11
AIE MULTI-STRIPAX POF	1212770000	C.11
AIE MULTI-STRIPAX PV	1204280000	C.11
AIMESA V	9050180000	L.17
AIZ 160	9046440000	E.7
AKKU APG/AKT	1502140000	D.40
AKKU APG/AKT	1502140000	D.42
AKKU DMS 3	9007450000	F.7
AKKU DMS PRO	1479110000	F.6
AKKU EPG	1500840000	D.33
AKKU EPG	1500840000	D.36
AKKU EPG	1500840000	D.38
AKKU EPG	1500840000	D.42
AM 12	9030060000	C.13
AM 16	9204190000	C.12
AM 25	9001540000	C.12
AM 35	9001080000	C.12
AM LWL/POF	9020360000	D.46
AM-X	2825720000	C.13
APG 80	1502390000	D.40
B		
BATTERIE 1.5V MICRO	9201310000	G.16
BATTERIE 1.5V MICRO	9201310000	G.17
BATTERIE 1.5V MICRO	9201310000	G.6
BATTERIE 1.5V MICRO	9201310000	G.7
BHS 1/4	2748120000	F.9
BIT C 6,3 0,5X3,0X25	2748880000	F.9
BIT C 6,3 0,5X3,5X25	2748870000	F.9
BIT C 6,3 0,5X4,0X25	2748880000	F.9
BIT C 6,3 0,8X5,0X25	2748890000	F.9
BIT C 6,3 0,8X5,5X25	2748890000	F.9
BIT C 6,3 PHOX25	2748140000	F.9
BIT C 6,3 PH1X25	2748150000	F.9
BIT C 6,3 PH2X25	2748160000	F.9
BIT C 6,3 P20X25	2748170000	F.9
BIT C 6,3 P21X25	2748180000	F.9
BIT C 6,3 P22X25	2748190000	F.9
BIT E6,3 0,4X2,5X70	2748900000	F.8
BIT E6,3 0,5X3,0X70	2748910000	F.8
BIT E6,3 0,6X3,5X70	2748920000	F.8
BIT E6,3 0,8X4,0X70	2748930000	F.8
BIT E6,3 1,0X5,0X70	2748940000	F.8
BIT E6,3 1,2X6,5X70	2748950000	F.8
BIT E6,3 PH1X70	2748980000	F.8
BIT E6,3 PH2X70	2748990000	F.8
BIT E6,3 PZ1X70	2748960000	F.8
BIT E6,3 PZ2X70	2748970000	F.8
BIT E6,3 T15 X 70	2749000000	F.8
BIT E6,3 T20 X 70	2749010000	F.8
BIT E6,3 T40 X 70	2749020000	F.8
BIT E6,3 0.5X3.0X110	2749040000	F.8
BIT E6,3 0.6X3.5X110	2749050000	F.8
BIT E6,3 0.8X4.0X110	2749060000	F.8
BIT E6,3 0.8X4.0X110	2749070000	F.8
BIT E6,3 1.0X5.5X110	2749080000	F.8
BIT E6,3 1.2X6.5X110	2749090000	F.8
BIT E6,3 Z 0.8X3.0X39	2749030000	F.8
BIT E6.3Z 0.8X3.5X70	2749100000	F.8
BIT-BOX 11	2748110000	F.9
BLOCKBATTERIE 9V	9004810000	G.11
BLOCKBATTERIE 9V	9004810000	G.12
BLOCKBATTERIE 9V	9004810000	G.13
C		
CA 100 DUO	2740900000	L.14
CA 100 DUO	2740900000	L.23
CRIMPFIX E	2439140000	L.20
CRIMPFIX L	9028530000	L.22
CRIMPFIX L PZ3	1243790000	L.22
CRIMPFIX LS	9028540000	L.22
CRIMPFIX LS PZ3	9025300000	L.22
CRIMPFIX LZ	9027310000	L.22
CRIMPFIX MAGAZIN	2443370000	L.21
CRIMPFIX R	9028500000	L.21
CRIMPFIX R VARIO	2580000000	L.21
CRIMPSET CTI 6	9202600000	H.33
CRIMPSET KONTAKTE	9202640000	H.34
CRIMPSET PZ / CTI	9202610000	H.34
CRIMPSET PZ 10 HEX	1542250000	H.31
CRIMPSET PZ 10 SQR	1542280000	H.31

Type	Order No.	Page
CRIMP-SET PZ 16	9025850000	H.32
CRIMP-SET PZ 3	9028650000	H.30
CRIMP-SET PZ 4	9025800000	H.30
CRIMP-SET PZ 4 D	9028630000	H.30
CRIMP-SET PZ 50	9028850000	H.32
CRIMP-SET PZ 6 ROTO L	9028680000	H.30
CRIMP-SET PZ 6 ROTO L D	9028690000	H.30
CRIMP-SET PZ 6 ROTO L T	9028700000	H.30
CRIMP-SET PZ 6/5	9028740000	H.31
CRIMP-SET STRIPAX PLUS	9028770000	H.32
CRIMP-SET STRIPAX PLUS D	9028780000	H.32
CRIMP-SET STRIPAX PLUS T	9028790000	H.32
CROSS-KEY MASTER	9918150000	F.31
CROSS-KEY UNIVERSAL	9918130000	F.31
CROSS-KEY UNIVERSAL S	9918140000	F.31
CROSS-KEY-DUO	1480190000	F.32
CROSS-KEY-QUADRO	1480180000	F.32
CST	9030500000	C.14
CST VARIO	9005700000	C.15
CTF 63	9202860000	D.18
CTF 63	9202860000	D.7
CTF 63 ZERT	1077010000	D.18
CTF PV WM4	1222870000	D.26
CTI 6	9006120000	D.19
CTI 6	9006120000	D.7
CTI 6	9006210000	J.3
CTI 6 G	9202850000	D.19
CTI 6 G	9202850000	D.7
CTI 6 G	9202850000	J.3
CTI 6 G ZERT	1292880000	D.19
CTI 6 ZERT	9017290000	D.19
CTIN CM 1.6/2.5	9205430000	D.22
CTIN CM 1.6/2.5	9205430000	D.6
CTIN CM 3.6	9205440000	D.22
CTIN CM 3.6	9205440000	D.6
CTN 25 D4	9006220000	D.21
CTN 25 D4	9006220000	D.7
CTN 25 D4 ZERT	9017350000	D.21
CTN 25 D5	9006230000	D.21
CTN 25 D5	9006230000	D.7
CTN 25 D5 ZERT	1292870000	D.21
CTX 500	9006320000	D.7
CTX 501	9006370000	D.7
CTX 502	9006380000	D.7
CTX CM 1.6/2.5	9018490000	D.22
CTX CM 1.6/2.5	9018490000	D.6
CTX CM 1.6/2.5 ZERT	9013690000	D.22
CTX CM 3.6	9018480000	D.22
CTX CM 3.6	9018480000	D.6
CTX CM 3.6 ZERT	1270320000	D.22
CUTFIX PRO	2797190000	L.16
CUTFIX PRO FEEDER	2797200000	L.16
D		
DMS 3	9007440000	F.7
DMS 3 ZERT	9017870000	F.7
DMS MANUELL 0,5-1,7	9918370000	F.11
DMS MANUELL 2,0-7,0	9918380000	F.11
DMS PRO	1479120000	F.6
DMS PRO ZERT	1987840000	F.6
DMSI MANUELL 0,5-1,7	9918390000	F.12
DMSI MANUELL 2,0-7,0	9918400000	F.12
DW RSV 1.6	9004530000	D.45
E		
EASYCRIMP	2000360000	D.49
EINSATZ A7-1 CL55	9028450000	H.36
EINSATZ A8-1 CL55	9028460000	H.36
EINSATZ A8-2 CL55	9028420000	H.36
EINSATZ A9-1 CL55	9202020000	H.36
EINSATZ A9-2 CL55	9203260000	H.36
EINSATZ BA7-PSC 80	9202320000	H.37
EINSATZ BA8-PSC 80	9202310000	H.37
EINSTREIBLOCK CST	9005800000	C.14
EPG 45	1500830000	D.36
EPG 60	2453810000	D.38
EPG CUT 40	2453830000	D.33
ERAN MULTI-STRIPAX	9203100000	C.10
ERME 10° SPX 4	1119030000	C.4
ERME 110 PDT	9013960000	D.44
ERME 16° SPX 4	1119040000	C.4
ERME 630 PDT	9013990000	D.44
ERME 66 PDT	9013980000	D.44
ERME AM 16	9204260000	C.12
ERME KT 45 R	9204270000	B.7
ERME KT 55	9204380000	B.7
ERME KT 80	9204290000	B.8
ERME LSA PLUS SCHERE	9014050000	D.44
ERME LSA PLUS STANDARD	9014000000	D.44
ERME MULTI-STRIPAX	9203070000	C.10
ERME SPX UL	1471390000	C.5
ERME SPX UL XL	1521970000	C.5
ERME VKSW	1251270000	B.10
ERSATZMESSER AM 25/35	9001530000	C.12
ERSATZMESSER STRIPAX PL	9050340000	D.8
ERSATZMESSERSATZ TT864	9008130000	D.31
ERTE KLBC SPX 10	2571480000	C.4

Type	Order No.	Page
ERTE KLBC SPX 16	2571490000	C.4
ERTE KLBC SPX UL	2571500000	C.5
ERTE KLBC SPX UL XL	2571510000	C.5
ES APG 80 AEH 120	1502090000	D.41
ES APG 80 AEH 150	1502100000	D.41
ES APG 80 AEH 50	1502050000	D.41
ES APG 80 AEH 70	1502070000	D.41
ES APG 80 AEH 95	1502080000	D.41
ES APG 80 DIN 10	1502830000	D.41
ES APG 80 DIN 120	1502790000	D.41
ES APG 80 DIN 150	1502800000	D.41
ES APG 80 DIN 16	1502840000	D.41
ES APG 80 DIN 185	1501800000	D.41
ES APG 80 DIN 240	1501820000	D.41
ES APG 80 DIN 25	1502850000	D.41
ES APG 80 DIN 35	1502870000	D.41
ES APG 80 DIN 50	1502880000	D.41
ES APG 80 DIN 6	1502820000	D.41
ES APG 80 DIN 70	1502890000	D.41
ES APG 80 DIN 95	1502900000	D.41
ES APG 80 HEX 10	1502620000	D.41
ES APG 80 HEX 120	1502700000	D.41
ES APG 80 HEX 150	1502720000	D.41
ES APG 80 HEX 16	1502630000	D.41
ES APG 80 HEX 185	1502730000	D.41
ES APG 80 HEX 240	1502740000	D.41
ES APG 80 HEX 25	1502640000	D.41
ES APG 80 HEX 300	1502750000	D.41
ES APG 80 HEX 300AL	1502780000	D.41
ES APG 80 HEX 35	1502650000	D.41
ES APG 80 HEX 50	1502670000	D.41
ES APG 80 HEX 6	1502600000	D.41
ES APG 80 HEX 70	1502680000	D.41
ES APG 80 HEX 95	1502690000	D.41
ES APG 80 WM 120	1502540000	D.41
ES APG 80 WM 150	1502550000	D.41
ES APG 80 WM 16	1502470000	D.41
ES APG 80 WM 185	1502570000	D.41
ES APG 80 WM 240	1502580000	D.41
ES APG 80 WM 25	1502480000	D.41
ES APG 80 WM 300	1502590000	D.41
ES APG 80 WM 35	1502490000	D.41
ES APG 80 WM 50	1502500000	D.41
ES APG 80 WM 6	1502430000	D.41
ES APG 80 WM 70	1502520000	D.41
ES APG 80 WM 95	1502530000	D.41
ES APG 80 WM10	1502440000	D.41
ES APG80 WM 400	2578060000	D.41
ES EPG 45 AEH 25	1501070000	D.37
ES EPG 45 AEH 35	1501170000	D.37
ES EPG 45 AEH 50	1501180000	D.37
ES EPG 45 DIN 10	1501320000	D.37
ES EPG 45 DIN 16	1501330000	D.37
ES EPG 45 DIN 25	1501340000	D.37
ES EPG 45 DIN 35	1501350000	D.37
ES EPG 45 DIN 50	1501370000	D.37
ES EPG 45 DIN 6	1501290000	D.37
ES EPG 45 DIN 70	1501380000	D.37
ES EPG 45 HEX 10/70	1500940000	D.37
ES EPG 45 HEX 120	1500990000	D.37
ES EPG 45 HEX 150	1994540000	D.37
ES EPG 45 HEX 16/35	1900950000	D.37
ES EPG 45 HEX 25/50	1500970000	D.37
ES EPG 45 HEX 6	1500930000	D.37
ES EPG 45 HEX 95	1500980000	D.37
ES EPG 45 WM 10/70	1500870000	D.37
ES EPG 45 WM 120	1500900000	D.37
ES EPG 45 WM 150	1994550000	D.37
ES EPG 45 WM 16/35	1500920000	D.37
ES EPG 45 WM 25/50	1500880000	D.37
ES EPG 45 WM 6	1500850000	D.37
ES EPG 45 WM 95	1500890000	D.37
ES EPG 60 AEH 150	2577900000	D.39
ES EPG 60 AEH 185	2577930000	D.39
ES EPG 60 AEH 35	2577820000	D.39
ES EPG 60 ISO 10	2577940000	D.39</

Type	Order No.	Page	Type	Order No.	Page	Type	Order No.	Page	Type	Order No.	Page
H0,5/18 OR	1076980000	J.4	H1,0/16 DS R	2092480000	J.14	H10,0/28 EB	0565800000	J.4	H35,0/32 DS RT	1418330000	J.14
H0,5/18 ZH OR	9037220000	J.10	H1,0/16 GE	9025950000	J.4	H10,0/280 R	9019250000	J.6	H35,0/32 S BE	1418340000	J.14
H0,5/18 ZH OR	9037220000	J.12	H1,0/16 GE BD GSP	1476040000	J.5	H10,0/28S SW	1462590000	J.14	H35,0/320 R	9019320000	J.6
H0,5/18D W	1076990000	J.6	H1,0/16 GE SV	9028320000	J.5	H10,0/28T BR	9021160000	J.8	H35,0/39 BE	0317300000	J.4
H0,5/18D W	1076990000	J.8	H1,0/16D R	9019100000	J.6	H10,0/30 ZH EB	9037350000	J.10	H35,0/39D R	9019330000	J.6
H0,5/18D ZH W	9037400000	J.11	H1,0/16D R	9019100000	J.8	H10,0/30D ZH R	9037580000	J.11	H4,0/12	0244100000	J.16
H0,5/6	0282600000	J.16	H1,0/16D R BD GSP	1476090000	J.7	H10,0/30DS ZH R	9018890000	J.15	H4,0/15	9004100000	J.16
H0,5/10	0542500000	J.16	H1,0/16D R BD GSP	1476090000	J.9	H10,0/30S ZH EB	9018870000	J.15	H4,0/18	9004110000	J.16
H0,5/12 W	0409600000	J.4	H1,0/16DS R BD GSP	2604690000	J.14	H10,0/30T ZH BR	9037720000	J.12	H4,0/18 GR SV	9026010000	J.5
H0,5/12 W SV	9028280000	J.5	H1,0/16S GE BD GSP	2604680000	J.14	H12,0/32	9036240000	J.16	H4,0/18 GR SV	9026010000	J.6
H0,5/12D GR	9019030000	J.6	H1,0/18 GE	9025930000	J.4	H12,0/50 BL	9028220000	J.4	H4,0/18 GR SV	9019190000	J.4
H0,5/12T HBL	9021030000	J.8	H1,0/18 GE SV	9028340000	J.5	H15,0/32	9036250000	J.16	H4,0/18D GR	9019190000	J.6
H0,5/14 W	0462900000	J.4	H1,0/18D R	9019110000	J.6	H15,0/54 GE	9028230000	J.4	H4,0/18D GR SP	1476290000	J.4
H0,5/14 W BD	9004290000	J.5	H1,0/18D R	9019110000	J.8	H16,0/12	0492500000	J.16	H4,0/18T OR	9021100000	J.8
H0,5/14 W BD GSP	9005820000	J.5	H1,0/19 ZH GE	9037270000	J.10	H16,0/15	0124300000	J.16	H4,0/18T OR SV	9021250000	J.8
H0,5/14 W SP	1476240000	J.4	H1,0/19 ZH GE SV	9004910000	J.10	H16,0/18	0375200000	J.16	H4,0/19,5X GR SV	9006750000	J.13
H0,5/14 W SV	9026070000	J.5	H1,0/19D ZH R	9037450000	J.11	H16,0/22 GN	0565900000	J.4	H4,0/20D GR	9019200000	J.4
H0,5/14 ZH W	9037230000	J.10	H1,0/19D ZH R	9037450000	J.12	H16,0/22D BL	9019260000	J.6	H4,0/20D GR	9019200000	J.6
H0,5/14 ZH W SV	9018510000	J.10	H1,0/19D ZH R SV	9004760000	J.11	H16,0/22T W	9021170000	J.8	H4,0/20DS GR	9203630000	J.14
H0,5/14D GR	9019040000	J.6	H1,0/19D ZH R SV	9004760000	J.12	H16,0/25	9004150000	J.16	H4,0/20T OR	9021110000	J.8
H0,5/14D GR BD	9004300000	J.6	H1,0/22DS R ZH	9036330000	J.11	H16,0/25 5X BL SV	9006870000	J.13	H4,0/22D ZH GR	9037530000	J.10
H0,5/14D GR BD GSP	9005870000	J.7	H1,0/25 ZH GE	9037280000	J.10	H16,0/28 GN	0566000000	J.4	H4,0/22D ZH GR	9037530000	J.11
H0,5/14D GR SV	9019410000	J.6	H1,0/25D ZH R	9037460000	J.11	H16,0/28D BL	9019270000	J.6	H4,0/22D ZH GR SV	9004730000	J.10
H0,5/14D ZH GR	9037410000	J.11	H1,0/25D ZH R	9037460000	J.12	H16,0/28T W	9021180000	J.8	H4,0/22D ZH GR SV	9004730000	J.11
H0,5/14D ZH GR SV	9018520000	J.11	H1,0/6	0372600000	J.16	H16,0/29 ZH GN	9037360000	J.10	H4,0/22T ZH OR	9037670000	J.12
H0,5/14DS GR	9028580000	J.14	H1,5/10	0186500000	J.16	H16,0/29D ZH BL	9037590000	J.11	H4,0/22T ZH OR SV	9018590000	J.12
H0,5/14DS GR BD GSP	2528600000	J.14	H1,5/12	9004060000	J.16	H16,0/29T ZH W	9037730000	J.12	H4,0/26D GR	9019210000	J.4
H0,5/14S W	9025960000	J.14	H1,5/12S R	9025690000	J.14	H16,0/32	9004160000	J.16	H4,0/26D GR	9019210000	J.6
H0,5/14S W BD GSP	2528560000	J.14	H1,5/14 R	0463100000	J.4	H16,0/38 ZH GN	9037370000	J.10	H4,0/26T OR	9021120000	J.8
H0,5/14S W SV	9025700000	J.14	H1,5/14 R BD	9004340000	J.5	H16,0/38D ZH BL	9037600000	J.11	H4,0/26D ZH GR	9037540000	J.10
H0,5/14T ZH HBL	9037610000	J.12	H1,5/14 R BD GSP	9005840000	J.5	H16,0/38T ZH W	9037740000	J.12	H4,0/28D ZH GR	9037540000	J.11
H0,5/14T BL BD GSP	9005900000	J.9	H1,5/14 R SP	1476270000	J.4	H2,5/10	9004080000	J.16	H4,0/28T ZH OR	9037680000	J.12
H0,5/14T HBL	9021040000	J.8	H1,5/14 R SV	9026090000	J.5	H2,5/12	0186100000	J.16	H4,0/29	0373100000	J.16
H0,5/14T HBL BD	9004310000	J.8	H1,5/14D SW	9019120000	J.6	H2,5/12DS BL	9028490000	J.14	H50,0/18	9004210000	J.16
H0,5/14T HBL SV	9021230000	J.8	H1,5/14D SW	9019120000	J.8	H2,5/12TS GR	9036200000	J.14	H50,0/22S	9025880000	J.16
H0,5/14TS HB BD GSP	2528630000	J.14	H1,5/14D SW BD	9004350000	J.6	H2,5/14D BL BD	9004360000	J.5	H50,0/32	9004220000	J.16
H0,5/14TS HBL	9018550000	J.14	H1,5/14D SW BD	9004350000	J.8	H2,5/14D BL BD	9004360000	J.6	H50,0/36 OLIV	0444200000	J.4
H0,5/15S W	9204240000	J.14	H1,5/14D SW BD GSP	9005890000	J.7	H2,5/14D BL BD GSP	9005850000	J.5	H50,0/36 BL	9019340000	J.6
H0,5/15T ZH BL SV	9018570000	J.12	H1,5/14D SW BD GSP	9005890000	J.9	H2,5/14D BL BD GSP	9005850000	J.7	H50,0/410 BL	9019350000	J.6
H0,5/16 W	9025860000	J.4	H1,5/14D SW SP	1476330000	J.6	H2,5/14DS BL	1333100000	J.14	H6,0/10	9004120000	J.16
H0,5/16 W BD GSP	1476030000	J.5	H1,5/14D SW SV	9019430000	J.6	H2,5/14S BL SV	9046230000	J.14	H6,0/12	0191900000	J.16
H0,5/16 W SV	9028290000	J.5	H1,5/14D SW SV	9019430000	J.8	H2,5/14T GR BD	9004370000	J.8	H6,0/15	0124700000	J.16
H0,5/16 ZH W	9037240000	J.10	H1,5/14DS SW	9025240000	J.14	H2,5/14T GR BD GSP	9005910000	J.9	H6,0/18	9004130000	J.16
H0,5/16 ZH W SV	9004900000	J.10	H1,5/14DS SW BD GSP	2528620000	J.14	H2,5/14TS GR	9426770000	J.14	H6,0/20 SW	0533000000	J.4
H0,5/16D GR	9019050000	J.6	H1,5/14DS SW SV	9026360000	J.14	H2,5/15 BL SV	9026100000	J.5	H6,0/20D GE	9019220000	J.6
H0,5/16D GR BD GSP	1476080000	J.7	H1,5/14S R	9025980000	J.14	H2,5/15 BL SV	9026100000	J.6	H6,0/20T GN	9021130000	J.8
H0,5/16D ZH GR	9037420000	J.11	H1,5/14S R BD GSP	2528580000	J.14	H2,5/15D BL	9019160000	J.4	H6,0/23 ZH SW	9037320000	J.10
H0,5/16D ZH GR SV	9004770000	J.11	H1,5/14S R SV	9025720000	J.14	H2,5/15D BL	9019160000	J.6	H6,0/23 ZH SW SV	9004930000	J.10
H0,5/16DS GR	2091010000	J.14	H1,5/16 DS SW	2092490000	J.14	H2,5/15D BL SP	1476280000	J.4	H6,0/23D ZH GE	9037550000	J.11
H0,5/16DS GR BD GSP	2604650000	J.14	H1,5/16 R	0635100000	J.4	H2,5/15T GR	9021070000	J.8	H6,0/23D ZH GE SV	9004720000	J.11
H0,5/16S W BD GSP	2604640000	J.14	H1,5/16 R BD GSP	1476050000	J.5	H2,5/15T GR SV	9021240000	J.8	H6,0/23T ZH GN	9037690000	J.12
H0,5/16T BL BD GSP	1476110000	J.9	H1,5/16 R SV	9028350000	J.5	H2,5/16D BL BD GSP	1476060000	J.5	H6,0/23T ZH GN SV	9005160000	J.12
H0,5/16T HBL	9021050000	J.8	H1,5/16 ZH R	9037290000	J.10	H2,5/16D BL BD GSP	1476060000	J.7	H6,0/23X GE SV	9006790000	J.13
H0,5/16T ZH HBL	9037620000	J.12	H1,5/16 ZH R SV	9004410000	J.10	H2,5/16DS BL	9036220000	J.14	H6,0/26 SW	0565700000	J.4
H0,5/16T ZH HBL SV	9005140000	J.12	H1,5/16D SW	9019130000	J.8	H2,5/16T GR BD GSP	1476120000	J.9	H6,0/26D GE	9019230000	J.6
H0,5/16TS HBL BD GSP	2604660000	J.14	H1,5/16D SW	9019130000	J.8	H2,5/17,5X BL SV	9006670000	J.13	H6,0/26T GN	9021140000	J.8
H0,5/18 W	9025910000	J.4	H1,5/16D SW BD GSP	1476100000	J.7	H2,5/18	9004090000	J.16	H6,0/28 ZH SW	9037330000	J.10
H0,5/18 W SV	9028300000	J.5	H1,5/16D SW BD GSP	1476100000	J.9	H2,5/19D BL	9019170000	J.4	H6,0/29D ZH GE	9037560000	J.11
H0,5/18D GR	9019060000	J.6	H1,5/16D ZH SW	9037470000	J.11	H2,5/19D BL	9019170000	J.6	H6,0/29T ZH GN	9037700000	J.12
H0,5/18T HBL	9021060000	J.8	H1,5/16D ZH SW	9037470000	J.12	H2,5/19D ZH BL	9037500000	J.10	H70,0/25	9004230000	J.16
H0,5/19DS ZH GR	90202830000	J.11	H1,5/16D ZH SW SV	9004420000	J.11	H2,5/19D ZH BL	9037500000	J.11	H70,0/32	9004240000	J.16
H0,5/19S ZH W	9202820000	J.10	H1,5/16D ZH SW SV	9004420000	J.12	H2,5/19D ZH BL SV	9004430000	J.10	H70,0/37 GE	9028200000	J.4
H0,5/19TS ZH HBL	9202840000	J.12	H1,5/16DS SW BD GSP	2604710000	J.14	H2,5/19D ZH BL SV	9004430000	J.11	H95,0/25	9004250000	J.16
H0,5/24 ZH W	9037250000	J.10	H1,5/16S R BD GSP	2604700000	J.14	H2,5/19T GR	9021080000	J.8	H95,0/32	9004260000	J.16
H0,5/24D ZH GR	9037430000	J.11	H1,5/17,5X SW SV	9005900000	J.13	H2,5/19T ZH GR	9037640000	J.12	H95,0/44 R	9028210000	J.4
H0,5/24T ZH HBL	9037630000	J.12	H1,5/18	9004070000	J.16	H2,5/19T ZH GR SV	9018580000	J.12	HBOX 0,14-0,75QMM	9025410000	J.18
H0,5/6	0282700000	J.16	H1,5/18D SW	9019140000	J.6	H2,5/21 ZH GR SV	9005150000	J.12	HBOX 0,5-2,5QMM	9025900000	J.18
H1,0/10	0282800000	J.16	H1,5/18D SW	9019140000	J.8	H2,5/21,5X BL SV	9006710000	J.13	HBOX 0,5-2,5QMM DIN	9025430000	J.18
H1,0/12 GE	0409700000	J.4	H1,5/19,5X SW SV	9006630000	J.13	H2,5/21D ZH BL	9037510000	J.10	HBOX 0,5-2,5QMM T	9023090000	J.18
H1,0/12 GE SV	9028310000	J.5	H1,5/20 ZH R	9037300000	J.10	H2,5/21D ZH BL	9037510000	J.11	HBOX 4,0-16,0QMM	9025920000	J.19
H1,0/12D R	9019070000	J.6	H1,5/20 ZH R SV	9004920000	J.10	H2,5/21D ZH BL SV	9004740000	J.10	HBOX 4,0-16,0QMM DIN	9025400000	J.19
H1,0/12D R	9019070000	J.8	H1,5/20D SW ZH SV	9004750000	J.11	H2,5/21D ZH BL SV	9004740000	J.11	HBT 1,5 - 3,0 RT	1312440000	J.30
H1,0/14 GE	0463000000	J.4	H1,5/20D SW ZH SV	9004750000	J.12	H2,5/21T ZH GR	9037650000	J.12	HBT 1,5 - 4,6 RT	1233340000	J.30
H1,0/14 GE BD	9004320000	J.5	H1,5/20D ZH SW	9037480000	J.11	H2,5/24 XS BL	9202880000	J.13	HBT 2,5 - 3,0 BL	1312450000	J.30
H1,0/14 GE BD GSP	9005830000	J.5	H1,5/20D ZH SW	9037480000	J.12	H2,5/25D BL	9019180000	J.4	HBT 2,5 - 4,6 BL	1233330000	J.30
H1,0/14 GE SP	1476250000	J.4	H1,5/24 R	0565600000	J.4	H2,5/25D BL	9019180000	J.6	HBT 6,0 - 3,0 GE	1312470000	J.30
H1,0/14 GE SV	9026080000	J.5	H1,5/24 XS SW	90202870000	J.13	H2,5/25T GR	9021090000	J.8	HBT 6,0 - 4,6 GE	1216230000	J.30
H1,0/14D R	9019080000	J.6	H1,5/24D SW	9019150000	J.6	H2,5/27D ZH BL	9037520000	J.10	HLEERBOX 4 TRENNSTEGE	9025420000	J.19
H1,0/14D R	9019080000	J.8	H1,5/24D SW	9019150000	J.8	H2,5/27D ZH BL	9037520000	J.11	HLEERBOX 5 EINSAETZE	9025940000	J.19
H1,0/14D R BD	9004330000	J.6	H1,5/26 ZH R	9037310000	J.10	H2,5/27T ZH GR	9037660000	J.12	HLEERBOX 5 TRENNSTEGE	9025680000	J.19
H1,0/14D R BD	9004330000	J.8	H1,5/26D ZH SW	9037490000	J.11	H2,5/7	0373000000	J.16	HOERBLA 0,25-1,5 SW	9036290000	

Type	Order No.	Page	Type	Order No.	Page	Type	Order No.	Page	Type	Order No.	Page
HTF RSV 16 WI	9013560000	D.6	KOS-M63	1548400000	B.15	KQIG-M6/2,5	1491260000	J.23	KQN-M2,5/1	1493730000	K.23
HTF RSV 16 ZERT	9017880000	D.29	KOS-PG11	9204940000	B.13	KQIG-M6/6	1491290000	J.23	KQN-M2/2,5	1493670000	K.23
HTF SUB-D	9013260000	D.28	KOS-PG11	9204940000	B.15	KQIG-M8/16	1491360000	J.23	KQN-M2/1	1493720000	K.23
HTF SUB-D	9013260000	D.7	KOS-PG16	9204960000	B.13	KQIG-M8/6	1491310000	J.23	KQN-M20/120	1493360000	K.24
HTF ZRV	9014940000	D.29	KOS-PG16	9204960000	B.15	KQI-M10/1	1492130000	J.21	KQN-M20/150	1493410000	K.24
HTF ZRV	9014940000	D.6	KOS-PG21	9204970000	B.13	KQI-M10/10	1492470000	J.22	KQN-M20/185	1493450000	K.24
HTF-RSV 12 ZERT	9017890000	D.29	KOS-PG21	9204970000	B.15	KQI-M10/16	1492510000	J.22	KQN-M20/35	1493520000	K.24
HTG 174	9012410000	D.27	KOS-PG29	9204980000	B.13	KQI-M10/2,5	1492340000	J.21	KQN-M20/50	1493530000	K.24
HTG 174	9012410000	D.7	KOS-PG36	9204990000	B.13	KQI-M10/6	1492410000	J.21	KQN-M20/70	1493250000	K.24
HTG 58/59	9012020000	D.27	KOS-PG42	1548380000	B.15	KQI-M12/2,5	1492350000	J.21	KQN-M20/95	1493310000	K.24
HTG 58/59	9012020000	D.7	KOS-PG48	1548390000	B.15	KQI-M12/6	1492420000	J.21	KQN-M3,5/1	1493750000	K.23
HTI 15	9014400000	D.20	KOS-PG9	9204930000	B.13	KQI-M2,5/1	1492150000	J.21	KQN-M3,5/2,5	1493830000	K.23
HTI 15	9014400000	D.7	KOS-PG9	9204930000	B.15	KQI-M2/0,5	1492090000	J.21	KQN-M3/0,5	1493680000	K.23
HTI 15	9014400000	J.3	KP-M10/10	1497910000	K.17	KQI-M2/1	1492140000	J.21	KQN-M3/1	1493740000	K.23
HTI 15 ZERT	9017430000	D.20	KP-M10/120	1498240000	K.18	KQI-M3,5/1	1492180000	J.21	KQN-M3/2,5	1493820000	K.23
HTN 21	9014610000	D.20	KP-M10/150	1498310000	K.18	KQI-M3,5/2,5	1492270000	J.21	KQN-M4/0,5	1493690000	K.23
HTN 21	9014610000	D.7	KP-M10/16	1497950000	K.17	KQI-M3/0,5	1492100000	J.21	KQN-M4/1	1493770000	K.23
HTN 21 M. AN	9014100000	D.20	KP-M10/185	1498350000	K.18	KQI-M3/1	1492170000	J.21	KQN-M4/10	1494010000	K.24
HTN 21 M. AN	9014100000	D.7	KP-M10/240	1498390000	K.18	KQI-M3/2,5	1492250000	J.21	KQN-M4/2,5	1493850000	K.23
HTN 21 M. AN ZERT	9017170000	D.20	KP-M10/25	1497990000	K.17	KQI-M4/0,5	1492110000	J.21	KQN-M4/6	1493950000	K.23
HTN 21 ZERT	9017380000	D.20	KP-M10/300	1498440000	K.18	KQI-M4/1	1492200000	J.21	KQN-M4/S/1	1493760000	K.23
HTX 138	9012400000	D.27	KP-M10/35	1498040000	K.17	KQI-M4/2,5	1492290000	J.21	KQN-M4/S/2,5	1493840000	K.23
HTX 138	9012400000	D.7	KP-M10/50	1498080000	K.17	KQI-M4/6	1492370000	J.21	KQN-M5/0,5	1493700000	K.23
HTX 188	9011990000	D.27	KP-M10/70	1498140000	K.17	KQI-M4/S/1	1492190000	J.21	KQN-M5/1	1493790000	K.23
HTX 188	9011990000	D.7	KP-M10/95	1498190000	K.17	KQI-M4/S/2,5	1492280000	J.21	KQN-M5/10	1494020000	K.24
HTX LWL	9011360000	D.23	KP-M12/120	1498250000	K.18	KQI-M5/0,5	1492120000	J.21	KQN-M5/16	1494070000	K.24
HTX LWL	9011360000	D.7	KP-M12/150	1498320000	K.18	KQI-M5/1	1492220000	J.21	KQN-M5/2,5	1493890000	K.23
HTX-HDC/POF	9010950000	D.46	KP-M12/16	1497960000	K.17	KQI-M5/10	1492430000	J.22	KQN-M5/25	1494120000	K.24
HTX-IE-POF	1208870000	D.25	KP-M12/185	1498360000	K.18	KQI-M5/16	1492480000	J.22	KQN-M5/6	1493960000	K.23
HULSE REMOVAL TOOL HD	1044100000	D.45	KP-M12/240	1498410000	K.18	KQI-M5/2,5	1492310000	J.21	KQN-M5/S/1	1493780000	K.23
HULSE REMOVAL TOOL CM 3	1044080000	D.45	KP-M12/25	1498000000	K.17	KQI-M5/6	1492380000	J.21	KQN-M5/S/2,5	1493870000	K.23
HULSE REMOVAL TOOL CM 5	1044090000	D.45	KP-M12/300	1498450000	K.18	KQI-M5/S/1	1492210000	J.21	KQN-M6/1	1493800000	K.23
			KP-M12/35	1498050000	K.17	KQI-M5/S/2,5	1492300000	J.21	KQN-M6/10	1494030000	K.24
			KP-M12/50	1498090000	K.17	KQI-M6/1	1492230000	J.21	KQN-M6/16	1494080000	K.24
			KP-M12/70	1498150000	K.17	KQI-M6/10	1492440000	J.22	KQN-M6/2,5	1493900000	K.23
			KP-M12/95	1498210000	K.17	KQI-M6/16	1492490000	J.22	KQN-M6/25	1494130000	K.24
			KP-M14/120	1498490000	K.18	KQI-M6/2,5	1492320000	J.21	KQN-M6/35	1494170000	K.24
			KP-M14/150	1498580000	K.18	KQI-M6/6	1492390000	J.21	KQN-M6/50	1493510000	K.24
			KP-M14/185	1498590000	K.18	KQI-M6/1	1492240000	J.21	KQN-M6/6	1493970000	K.23
			KP-M14/240	1498530000	K.18	KQI-M8/10	1492450000	J.22	KQN-M6/70	1493190000	K.24
			KP-M14/300	1498550000	K.18	KQI-M8/16	1492500000	J.22	KQN-M6/1	1493810000	K.23
			KP-M14/50	1498570000	K.17	KQI-M8/2,5	1492330000	J.21	KQN-M6/10	1494040000	K.24
			KP-M14/70	1498560000	K.17	KQI-M8/6	1492400000	J.21	KQN-M8/120	1493320000	K.24
			KP-M14/95	1498520000	K.17	KQNG-M3,5/1	1493550000	K.25	KQN-M8/16	1494090000	K.24
			KP-M16/120	1498270000	K.18	KQNG-M3,5/2,5	1493610000	K.25	KQN-M8/2,5	1493910000	K.23
			KP-M16/150	1498330000	K.18	KQNG-M3/1	1493540000	K.25	KQN-M8/25	1494140000	K.24
			KP-M16/185	1498370000	K.18	KQNG-M3/2,5	1493600000	K.25	KQN-M8/35	1494180000	K.24
			KP-M16/240	1498420000	K.18	KQNG-M4/1	1493570000	K.25	KQN-M8/50	1493150000	K.24
			KP-M16/25	1498010000	K.17	KQNG-M4/2,5	1493630000	K.25	KQN-M8/6	1493980000	K.23
			KP-M16/300	1498460000	K.18	KQNG-M4/6	1493660000	K.25	KQN-M8/70	1493210000	K.24
			KP-M16/35	1498060000	K.17	KQNG-M4/S/1	1493560000	K.25	KQN-M8/95	1493260000	K.24
			KP-M16/50	1498110000	K.17	KQNG-M4/S/2,5	1493620000	K.25	KRN-M10/10	1496940000	K.9
			KP-M16/70	1498160000	K.17	KQNG-M5/1	1493580000	K.25	KRN-M10/120	1496550000	K.10
			KP-M16/95	1498220000	K.17	KQNG-M5/10	1492680000	K.25	KRN-M10/120 S	1494920000	K.11
			KP-M20/150	1498280000	K.18	KQNG-M5/2,5	1493640000	K.25	KRN-M10/150	1495710000	K.10
			KP-M20/120	1498340000	K.18	KQNG-M5/6	1492650000	K.25	KRN-M10/150 S	1494950000	K.11
			KP-M20/185	1498380000	K.18	KQNG-M6/1	1493590000	K.25	KRN-M10/16	1497000000	K.9
			KP-M20/240	1498430000	K.18	KQNG-M6/10	1492690000	K.25	KRN-M10/185	1495430000	K.10
			KP-M20/300	1498470000	K.18	KQNG-M6/16	1492700000	K.25	KRN-M10/185 S	1494980000	K.11
			KP-M20/50	1498120000	K.17	KQNG-M6/2,5	1493650000	K.25	KRN-M10/240	1495490000	K.10
			KP-M20/70	1498170000	K.17	KQNG-M6/6	1492660000	K.25	KRN-M10/240 S	1494340000	K.11
			KP-M20/95	1498230000	K.17	KQNG-M8/16	1492710000	K.25	KRN-M10/25	1496510000	K.9
			KP-M5/10	1497870000	K.17	KQNG-M8/6	1492670000	K.25	KRN-M10/300	1495530000	K.10
			KP-M5/16	1497920000	K.17	KQNG-M10/1	1493710000	K.23	KRN-M10/300 S	1494380000	K.11
			KP-M5/6	1497840000	K.17	KQNG-M10/10	1494050000	K.24	KRN-M10/35	1496570000	K.10
			KP-M6/10	1497880000	K.17	KQNG-M10/120	1493330000	K.24	KRN-M10/400	2578020000	K.10
			KP-M6/16	1497930000	K.17	KQN-M10/150	1493370000	K.24	KRN-M10/50	1496610000	K.10
			KP-M6/25	1497970000	K.17	KQN-M10/16	1494100000	K.24	KRN-M10/50 S	1494840000	K.11
			KP-M6/35	1498020000	K.17	KQN-M10/185	1493420000	K.24	KRN-M10/6	1497200000	K.9
			KP-M6/50	1498510000	K.17	KQN-M10/2,5	1493930000	K.23	KRN-M10/70	1496670000	K.10
			KP-M6/6	1497850000	K.17	KQN-M10/240	1493460000	K.24	KRN-M10/70 S	1494870000	K.11
			KP-M8/10	1497890000	K.17	KQN-M10/25	1494150000	K.24	KRN-M10/95	1495610000	K.10
			KP-M8/120	1498480000	K.18	KQN-M10/35	1494190000	K.24	KRN-M10/95 S	1494900000	K.11
			KP-M8/150	1498290000	K.18	KQN-M10/50	1493160000	K.24	KRN-M12/10	1496950000	K.9
			KP-M8/16	1497940000	K.17	KQN-M10/6	1493990000	K.23	KRN-M12/120	1495670000	K.10
			KP-M8/185	1498540000	K.18	KQN-M10/70	1493220000	K.24	KRN-M12/120 S	1494930000	K.11
			KP-M8/25	1497980000	K.17	KQN-M10/95	1493270000	K.24	KRN-M12/150	1495720000	K.10
			KP-M8/35	1498030000	K.17	KQN-M12/10	1494060000	K.24	KRN-M12/150 S	1494970000	K.11
			KP-M8/50	1498070000	K.17	KQN-M12/120	1493340000	K.24	KRN-M12/16	1497010000	K.9
			KP-M8/6	1497860000	K.17	KQN-M12/150	1493380000	K.24	KRN-M12/185	1495440000	K.10
			KP-M8/70	1498130000	K.17	KQN-M12/16	1494110000	K.24	KRN-M12/185 S	1494990000	K.11
			KP-M8/95	1498180000	K.17	KQN-M12/185	1493430000	K.24	KRN-M12/240	1495500000	K.10
			KQIG-M10/6	1491320000	J.23	KQN-M12/2,5	1493940000	K.23	KRN-M12/240 S	1494350000	K.11
			KQIG-M3,5/1	1492530000	J.23	KQN-M12/240	1493470000	K.24	KRN-M12/25	1496520000	K.9
			KQIG-M3,5/2,5	1492610000	J.23	KQN-M12/25	1494160000	K.24	KRN-M12/300	1495540000	K.10
			KQIG-M3/1	1492520000	J.23	KQN-M12/35	1493130000	K.24	KRN-M12/300 S	1494390000	K.11
			KQIG-M3/2,5	1492600000	J.23	KQN-M12/50	1493170000	K.24	KRN-M12/35	1496580000	K.10
			KQIG-M4/1	1492550000	J.23	KQN-M12/6	1494000000	K.23	KRN-M12/400	2578030000	K.10
			KQIG-M4/2,5	1492630000	J.23	KQN-M12/70	1493230000	K.24	KRN-M12/50	1496620000	K.10
			KQIG-M4/6	1492170000	J.23	KQN-M12/95	1493280000	K.24	KRN-M12/6	1497210000	K.9
			KQIG-M4/S/1	1492540000	J.23	KQN-M16/120	1493350000	K.24	KRN-M12/70	1495570000	K.10
			KQIG-M4/S/2,5	1492620000	J.23	KQN-M16/150	1493390000	K.24	KRN-M12/70 S	1494880000	K.11
			KQIG-M5/1	1492580000	J.23	KQN-M16/185	1493440000	K.24	KRN-M12/95	1495620000	K.10
			KQIG-M5/10	1491330000	J.23	KQN-M16/240	1493480000	K.24	KRN-M12/95 S	1494910000	K.11
			KQIG-M5/2,5	1492640000	J.23	KQN					

Type	Order No.	Page	Type	Order No.	Page	Type	Order No.	Page	Type	Order No.	Page
KRN-M14/300	1497280000	K.10	KT 12	9002660000	B.4	KWN-M6/10 90	1497030000	K.12	LID 2,5F5 RF	9200710000	J.28
KRN-M14/50	1495750000	K.10	KT 14	1157820000	B.5	KWN-M6/16 45	1496870000	K.14	LID 2,5M5 R	9200680000	J.28
KRN-M14/70	1495770000	K.10	KT 22	1157830000	B.5	KWN-M6/16 90	1497090000	K.12	LID 6,0F5 RF	9200720000	J.28
KRN-M14/95	1495780000	K.10	KT 45 R	9202040000	B.7	KWN-M6/2,5 90	1495280000	K.12	LID 6M5 R	9200690000	J.28
KRN-M16/120	1495680000	K.10	KT 55	9022060000	B.7	KWN-M6/25 45	1496180000	K.14	LF 1,5F288 R	9200520000	J.25
KRN-M16/150	1495730000	K.10	KT 8	9002850000	B.4	KWN-M6/25 90	1495850000	K.12	LF 1,5F488 R	9200530000	J.25
KRN-M16/185	1495450000	K.10	KT 80	9202080000	B.8	KWN-M6/35 45	1496220000	K.14	LF 1,5F638 R	9200540000	J.25
KRN-M16/185 S	1495000000	K.11	KT Z0V	9002170000	B.10	KWN-M6/35 90	1495910000	K.12	LF 1,5F638 RF	9200640000	J.26
KRN-M16/240	1495510000	K.10	KT-F 36	9002190000	B.6	KWN-M6/4 90	1495320000	K.12	LF 1,5M638 R	9200580000	J.26
KRN-M16/240 S	1494370000	K.11	KWN-M10/10 45	1496840000	K.14	KWN-M6/50 45	1496270000	K.14	LF 1,5T638 R	9200610000	J.27
KRN-M16/300	1495550000	K.10	KWN-M10/10 90	1497050000	K.12	KWN-M6/50 90	1495950000	K.13	LF 2,5F488 R	9200550000	J.25
KRN-M16/300 S	1494400000	K.11	KWN-M10/120 45	1496400000	K.14	KWN-M6/6 90	1496130000	K.12	LF 2,5F638 R	9200560000	J.25
KRN-M16/400	2578040000	K.10	KWN-M10/120 90	1494450000	K.13	KWN-M6/70 90	1496010000	K.13	LF 2,5F638 RF	9200650000	J.26
KRN-M16/50	1496630000	K.10	KWN-M10/150 45	1496440000	K.14	KWN-M8/10 45	1496830000	K.14	LF 2,5M638 R	9200590000	J.26
KRN-M16/70	1495680000	K.10	KWN-M10/150 90	1494560000	K.13	KWN-M8/10 90	1497040000	K.12	LF 2,5T638 R	9200620000	J.27
KRN-M16/95	1495630000	K.10	KWN-M8/10/16 45	1496890000	K.14	KWN-M8/120 45	1496390000	K.14	LF 6F638 R	9200570000	J.25
KRN-M20/120	1495690000	K.10	KWN-M10/16 90	1497110000	K.12	KWN-M8/120 90	1496880000	K.13	LF 6F638 RF	9200660000	J.26
KRN-M20/150	1495740000	K.10	KWN-M10/185 45	1495340000	K.14	KWN-M8/150 45	1496430000	K.14	LF 6M638 R	9200600000	J.26
KRN-M20/185	1495470000	K.10	KWN-M10/185 90	1494540000	K.13	KWN-M8/150 90	1494490000	K.13	LF 6T638 R	9200630000	J.27
KRN-M20/240	1495520000	K.10	KWN-M10/240 90	1494590000	K.13	KWN-M8/16 45	1496880000	K.14	LP 1,5R12 V	9200460000	J.23
KRN-M20/400	2578050000	K.10	KWN-M10/25 45	1496200000	K.14	KWN-M8/16 90	1497100000	K.12	LP 2,5R12 V	9200470000	J.23
KRN-M20/50	1495840000	K.10	KWN-M10/25 90	1495880000	K.12	KWN-M8/2,5 90	1495290000	K.12	LP 6R14 V	9200480000	J.23
KRN-M20/70	1495590000	K.10	KWN-M10/35 45	1496240000	K.14	KWN-M8/25 45	1496190000	K.14	LP 8M10 V	2792000000	J.21
KRN-M20/95	1495640000	K.10	KWN-M10/35 90	1495930000	K.12	KWN-M8/25 90	1495870000	K.12	LR 1,5M3 V	9200070000	J.21
KRN-M3/0,75	1495010000	K.9	KWN-M10/50 45	1496290000	K.14	KWN-M8/35 45	1496230000	K.14	LR 1,5M3,5 V	9200080000	J.21
KRN-M3/1,5	1495040000	K.9	KWN-M10/50 90	1495980000	K.13	KWN-M8/35 90	1495920000	K.12	LR 1,5M4 V	9200090000	J.21
KRN-M4/0,75	1495020000	K.9	KWN-M10/6 90	1496150000	K.12	KWN-M8/4 90	1495330000	K.12	LR 1,5M5 V	9200100000	J.21
KRN-M4/1,5	1495050000	K.9	KWN-M10/70 45	1496320000	K.14	KWN-M8/50 45	1496280000	K.14	LR 1,5M6 V	9200110000	J.21
KRN-M4/10	1496900000	K.9	KWN-M10/70 90	1496030000	K.13	KWN-M8/50 90	1495970000	K.13	LR 1,5M8 V	9200120000	J.21
KRN-M4/2,5	1495090000	K.9	KWN-M10/95 45	1496350000	K.14	KWN-M8/6 90	1496140000	K.12	LR 2,5M10 V	9200210000	J.21
KRN-M4/4	1495130000	K.9	KWN-M10/95 90	1496090000	K.13	KWN-M8/70 45	1496310000	K.14	LR 2,5M3 V	9200150000	J.21
KRN-M4/6	1497150000	K.9	KWN-M12/10 90	1497070000	K.12	KWN-M8/70 90	1496020000	K.13	LR 2,5M3,5 V	9200160000	J.21
KRN-M5/0,75	1495030000	K.9	KWN-M12/120 45	1496410000	K.14	KWN-M8/95 45	1496340000	K.14	LR 2,5M4 V	9200170000	J.21
KRN-M5/1,5	1495070000	K.9	KWN-M12/120 90	1494470000	K.13	KWN-M8/95 90	1496080000	K.13	LR 2,5M5 V	9200180000	J.21
KRN-M5/10	1496910000	K.9	KWN-M12/150 45	1496450000	K.14	KWPN-M10/120 90	1497750000	K.19	LR 2,5M6 V	9200190000	J.21
KRN-M5/16	1496970000	K.9	KWN-M12/150 90	1494510000	K.13	KWPN-M10/150 90	1497810000	K.19	LR 2,5M8 V	9200200000	J.21
KRN-M5/2,5	1495100000	K.9	KWN-M12/185 45	1495350000	K.14	KWPN-M10/16 90	1497470000	K.19	LR 6M10 V	9200270000	J.21
KRN-M5/25	1495830000	K.9	KWN-M12/185 90	1494550000	K.13	KWPN-M10/185 90	1496690000	K.19	LR 6M4 V	9200230000	J.21
KRN-M5/4	1495140000	K.9	KWN-M12/240 45	1495400000	K.14	KWPN-M10/25	1497520000	K.19	LR 6M5 V	9200240000	J.21
KRN-M5/6	1497170000	K.9	KWN-M12/240 90	1494610000	K.13	KWPN-M10/35 90	1497570000	K.19	LR 6M6 V	9200250000	J.21
KRN-M6/1,5	1495080000	K.9	KWN-M12/25 45	1496210000	K.14	KWPN-M10/50 90	1497610000	K.19	LR 6M8 V	9200260000	J.21
KRN-M6/10	1496920000	K.9	KWN-M12/25 90	1495890000	K.12	KWPN-M10/70 90	1497650000	K.19	LIS 1,5M3 V	9200290000	J.22
KRN-M6/120 S	1494410000	K.11	KWN-M12/300 90	1497300000	K.13	KWPN-M10/95 90	1497710000	K.19	LIS 1,5M3,5 V	9200300000	J.22
KRN-M6/150 S	1494440000	K.11	KWN-M12/35 45	1496250000	K.14	KWPN-M12/120 90	1497760000	K.19	LIS 1,5M4 V	9200310000	J.22
KRN-M6/16	1496880000	K.9	KWN-M12/35 90	1495840000	K.12	KWPN-M12/150 90	1497820000	K.19	LIS 1,5M5 V	9200320000	J.22
KRN-M6/2,5	1495110000	K.9	KWN-M12/50 45	1496300000	K.14	KWPN-M12/16 90	1497480000	K.19	LIS 1,5M6 V	9200330000	J.22
KRN-M6/25	1496490000	K.9	KWN-M12/50 90	1496350000	K.14	KWPN-M12/185 90	1496700000	K.19	LIS 2,5M3 V	9200350000	J.22
KRN-M6/35	1496540000	K.10	KWN-M12/50 90	1495990000	K.13	KWPN-M12/240 90	1496730000	K.19	LIS 2,5M3,5 V	9200360000	J.22
KRN-M6/35 S	1494790000	K.11	KWN-M12/6 90	1496170000	K.12	KWPN-M12/25 90	1497530000	K.19	LIS 2,5M4 V	9200370000	J.22
KRN-M6/4	1495150000	K.9	KWN-M12/70 45	1496330000	K.14	KWPN-M12/300 90	1496770000	K.19	LIS 2,5M5 V	9200380000	J.22
KRN-M6/50	1496590000	K.10	KWN-M12/70 90	1496040000	K.13	KWPN-M12/35 90	1497580000	K.19	LIS 2,5M6 V	9200390000	J.22
KRN-M6/50 S	1494820000	K.11	KWN-M12/95 45	1496370000	K.14	KWPN-M12/50 90	1497620000	K.19	LIS 6M10 V	9200450000	J.22
KRN-M6/6	1497180000	K.9	KWN-M12/95 90	1496100000	K.13	KWPN-M12/70 90	1497660000	K.19	LIS 6M4 V	9200410000	J.22
KRN-M6/70	1496640000	K.10	KWN-M14/25 90	1495900000	K.12	KWPN-M12/95 90	1497720000	K.19	LIS 6M5 V	9200420000	J.22
KRN-M6/70 S	1494850000	K.11	KWN-M14/35 90	1494640000	K.12	KWPN-M16/120 90	1497770000	K.19	LIS 6M6 V	9200430000	J.22
KRN-M6/95	1495820000	K.10	KWN-M14/50 90	1494650000	K.13	KWPN-M16/150 90	1497830000	K.19	LIS 6M8 V	9200440000	J.22
KRN-M6/95 S	1494430000	K.11	KWN-M14/70 90	1494660000	K.13	KWPN-M16/185 90	1496710000	K.19	LSP AL	9205050000	G.9
KRN-M8/10	1496930000	K.9	KWN-M14/95 90	1494670000	K.13	KWPN-M16/240 90	1496740000	K.19			
KRN-M8/120	1495790000	K.10	KWN-M16/120 45	1496420000	K.14	KWPN-M16/300 90	1496780000	K.19			
KRN-M8/120 S	1494420000	K.11	KWN-M16/120 90	1494480000	K.13	KWPN-M16/50 90	1497630000	K.19			
KRN-M8/150	1495700000	K.10	KWN-M16/150 45	1496470000	K.14	KWPN-M16/70 90	1497680000	K.19			
KRN-M8/150 S	1494490000	K.11	KWN-M16/150 90	1494520000	K.13	KWPN-M16/95 90	1497730000	K.19			
KRN-M8/16	1496890000	K.9	KWN-M16/185 45	1495370000	K.14	KWPN-M20/120 90	1497780000	K.19			
KRN-M8/185	1497290000	K.10	KWN-M16/185 90	1494570000	K.13	KWPN-M20/150 90	1496680000	K.19			
KRN-M8/2,5	1495120000	K.9	KWN-M16/240 45	1495410000	K.14	KWPN-M20/185 90	1496720000	K.19			
KRN-M8/240	1495480000	K.10	KWN-M16/240 90	1494620000	K.13	KWPN-M20/240 90	1496750000	K.19			
KRN-M8/25	1496500000	K.9	KWN-M16/300 90	1497310000	K.13	KWPN-M20/300 90	1496790000	K.19			
KRN-M8/35	1496550000	K.10	KWN-M16/35 90	1494690000	K.12	KWPN-M6/10 90	1497420000	K.19			
KRN-M8/35 S	1494810000	K.11	KWN-M16/50 90	1496000000	K.13	KWPN-M6/16 90	1497440000	K.19			
KRN-M8/4	1495170000	K.9	KWN-M16/70 90	1496050000	K.13	KWPN-M6/25 90	1497490000	K.19			
KRN-M8/50	1496600000	K.10	KWN-M16/95 45	1496380000	K.14	KWPN-M6/35 90	1497540000	K.19			
KRN-M8/50 S	1494830000	K.11	KWN-M16/95 90	1496110000	K.13	KWPN-M8/10 90	1497430000	K.19			
KRN-M8/6	1497190000	K.9	KWN-M20/150 45	1496480000	K.14	KWPN-M8/150 90	1497790000	K.19			
KRN-M8/70	1496650000	K.10	KWN-M20/150 90	1494530000	K.13	KWPN-M8/16 90	1497450000	K.19			
KRN-M8/70 S	1494860000	K.11	KWN-M20/185 45	1495380000	K.14	KWPN-M8/185 90	1496800000	K.19			
KRN-M8/95	1495600000	K.10	KWN-M20/185 90	1494580000	K.13	KWPN-M8/25 90	1497510000	K.19			
KRN-M8/95 S	1494890000	K.11	KWN-M20/240 45	1494542000	K.14	KWPN-M8/35 90	1497550000	K.19			
KSE 160	9046410000	E.4	KWN-M20/240 90	1494630000	K.13	KWPN-M8/50 90	1497590000	K.19			
KSE 200	9046420000	E.4	KWN-M20/300 90	1497320000	K.13	KWPN-M8/70 90	1497640000	K.19			
KSI/0,1-0,5	1491370000	J.24	KWN-M20/50 90	1494710000	K.13	KWPN-M8/95 90	1497690000	K.19			
KSI/0,5-1,0	1491380000	J.24	KWN-M20/70 90	1496070000	K.13						
KSI/1,5-2,5	1491390000	J.24	KWN-M3/0,75 90	1495180000	K.12						
KSI/1,5-2,5	1491390000	J.24	KWN-M3/1,5 90	1495210000	K.12						
KSI/1,5-2,5	1491410000	J.24	KWN-M4/0,75 90	1495190000	K.12						
KSI/10	1491430000	J.24	KWN-M4/1,5 90	1495220000	K.12						
KSI/16	1491440000	J.24	KWN-M4/2,5 90	1495250000	K.12						
KSI/4,0-6,0	1491420000	J.24	KWN-M4/4 90								

Type	Order No.	Page
P BAG	2548180000	H.29
P BAG BIG	2576620000	H.18
P BAG BIG	2576620000	H.19
P BAG BIG	2576620000	H.20
P BAG BIG	2576620000	H.21
P BAG BIG	2576620000	H.22
P BAG BIG	2576620000	H.23
P BAG BIG	2576620000	H.24
P BAG SET 1	2561430000	H.25
P BAG SET 10	2579490000	H.29
P BAG SET 2	2576610000	H.25
P BAG SET 3	2579420000	H.26
P BAG SET 4	2579430000	H.26
P BAG SET 5	2579440000	H.27
P BAG SET 6	2579450000	H.27
P BAG SET 7	2579460000	H.28
P BAG SET 8	2579470000	H.28
P BAG SET 9	2579480000	H.29
P BAG XL SET 1	2602110000	H.18
P BAG XL SET 10	2602200000	H.22
P BAG XL SET 11	2602210000	H.23
P BAG XL SET 12	2602220000	H.23
P BAG XL SET 13	2602230000	H.24
P BAG XL SET 14	2602240000	H.24
P BAG XL SET 2	2602120000	H.18
P BAG XL SET 3	2602130000	H.19
P BAG XL SET 4	2602140000	H.19
P BAG XL SET 5	2602150000	H.20
P BAG XL SET 6	2602160000	H.20
P BAG XL SET 7	2602170000	H.21
P BAG XL SET 8	2602180000	H.21
P BAG XL SET 9	2602190000	H.22
PB LWL/PDF	9020400000	D.46
POWERCRIMPER 6.0	2634310000	L.20
POWERSTRIPPER 16.0	9029480000	L.17
POWERSTRIPPER 6.0	9029510000	L.17
POWERSTRIPPER AM 12	1534740000	L.19
PRO CASE CAB	2602250000	H.17
PRO CASE 16	2602270000	H.14
PRO CASE ELEC	2602280000	H.16
PRO CASE INSTA	9203160000	H.13
PRO CASE LEER	9202470000	H.12
PRO CASE LEER	9202470000	H.13
PRO CASE LEER	9202470000	H.14
PRO CASE LEER	9202470000	H.15
PRO CASE LEER	9202470000	H.16
PRO CASE LEER	9202470000	H.17
PRO CASE PREMIUM	9202460000	H.12
PRO CASE UL	2602260000	H.15
PRSPSU	1332420000	G.6
PRSPSU	1332420000	G.7
PB LWL/PDF	9020390000	D.46
PS_ZDV	1121740000	G.14
PS_ZDV_SET	1161700000	G.14
PUNCH DOWN TOOL PDT	9013970000	D.44
PZ 1.5	9005990000	D.6
PZ 1.5	9005990000	D.9
PZ 1.5	9005990000	J.3
PZ 1.5 ZERT	9017310000	D.9
PZ 10 HEX	1445070000	D.12
PZ 10 HEX	1445070000	D.6
PZ 10 HEX	1445070000	J.3
PZ 10 HEX ZERT	1989320000	D.12
PZ 10 SDR	1445080000	D.12
PZ 10 SDR	1445080000	D.6
PZ 10 SDR	1445080000	J.3
PZ 10 SDR ZERT	1989310000	D.12
PZ 16	9012600000	D.13
PZ 16	9012600000	D.6
PZ 16	9012600000	J.3
PZ 16 ZERT	9017340000	D.13
PZ 3	0567300000	D.6
PZ 3	0567300000	D.9
PZ 3	0567300000	J.3
PZ 3 ZERT	9017360000	D.9
PZ 4	9012500000	D.10
PZ 4	9012500000	D.6
PZ 4	9012500000	J.3
PZ 4 ZERT	9017300000	D.10
PZ 50	9006450000	D.14
PZ 50	9006450000	D.6
PZ 50	9006450000	J.3
PZ 50 ZERT	9017400000	D.14
PZ 6 ROTO	9014350000	D.11
PZ 6 ROTO	9014350000	D.6
PZ 6 ROTO	9014350000	J.3
PZ 6 ROTO L	1444050000	D.11
PZ 6 ROTO L	1444050000	J.3
PZ 6 ROTO L ZERT	1527230000	D.11
PZ 6 ROTO ZERT	9017440000	D.11
PZ 6/5	9011460000	D.10
PZ 6/5	9011460000	D.6
PZ 6/5	9011460000	J.3
PZ 6/5 ZERT	9017900000	D.10
PZ PK 10/120	1500480000	D.35
PZ PK 6/70	1500470000	D.34
PZ RK 10/120	1500450000	D.35
PZ RK 6/70	1500440000	D.34
PZ ZH 16	9013600000	D.13

Type	Order No.	Page
PZ ZH 16	9013600000	D.6
PZ ZH 16	9013600000	J.3
PZ ZH 16 ZERT	9013610000	D.13
R		
RAILASSEMBLER	2738690000	I.3
REMOVAL TOOL AFK	1866760000	D.45
REMOVAL TOOL CM 20	1866740000	D.45
REMOVAL TOOL CM 3	1866710000	D.45
REMOVAL TOOL CM 5	1866720000	D.45
REMOVAL TOOL HD	1866730000	D.45
REMOVAL TOOL HE	1866750000	D.45
RZ 160	9046360000	E.6
S		
SCHA CST	9032060000	C.14
SCHRAUBENDREHER CST	9005720000	C.15
SCISSOR 1 K	9918690000	B.16
SCISSOR 2 K	9918230000	B.17
SCISSORS KEVLAR	1208910000	B.17
SCREWTY-M12	1900000000	F.15
SCREWTY-M12 F	1900020000	F.15
SCREWTY M12 KO O. SD	1900100000	F.15
SCREWTY M12F KO O. SD	1900120000	F.15
SCREWTY M23	19981560000	F.15
SCREWTY-M8	1900010000	F.15
SCREWTY-M8 F	1900030000	F.15
SCREWTY M8 KO O. SD	1900110000	F.15
SCREWTY M8F KO O. SD	1900130000	F.15
SCREWTY SET	1910000000	F.15
SCREWTY SET -DM	1920000000	F.15
SCREWTY-M12 F-DM	1900021000	F.15
SCREWTY-M12-DM	1900001000	F.15
SCREWTY-M8 F-DM	1900031000	F.15
SCREWTY-M8-DM	1900011000	F.15
SD EL 0.6X3.5X100 PICO	2750100000	F.28
SD EL 0.3X1.5X40 PICO	2750060000	F.28
SD EL 0.4X2.0X60 PICO	2750070000	F.28
SD EL 0.4X2.5X75 PICO	2750080000	F.28
SD EL 0.5X3.0X75 PICO	2750090000	F.28
SD EL 0.6X4.0X100 PICO	2750110000	F.28
SD EL SET 1.5-4.0/PH0/1	2750160000	F.28
SD SET S2.0-5.5	2749220000	F.27
SD SET S2.5-5.5/PH1/2	2749200000	F.27
SD SET T10/15/20/25/30/40 TR	2749230000	F.27
SD T10 TR X 80	2749500000	F.26
SD T15 TR X 80	2749510000	F.26
SD T20 TR X 100	2749520000	F.26
SD T25 TR X 100	2749530000	F.26
SD T30 TR X 115	2749540000	F.26
SD T40 TR X 115	2749550000	F.26
SD T7 TR X 60	2749470000	F.26
SD T8 TR X 60	2749480000	F.26
SD T9 TR X 60	2749490000	F.26
SD TO 0.4X2.5	2749570000	F.26
SD TO 0.6X3.0	2749560000	F.26
SDI SET S2.0-5.5	2749770000	F.25
SDI SET S2.5-5.5/PH1/2	2749750000	F.25
SDI SET S2.5-5.5/PZ1/2	2749760000	F.25
SDI SET SLIM S3.5-6.5/PH1/2	2749580000	F.20
SDI SET SLIM S3.5-6.5/PZ1/2	2749590000	F.20
SDI SET SLIM T8/T9/T10/T15/T20/T25/T27/4960000	F.20	
SDIK PHO X 60	2749880000	F.23
SDIK PH1 X 80	2749890000	F.23
SDIK PH2 X 100	2749900000	F.23
SDIK PH3 X 150	2749910000	F.23
SDIK PZ1 X 80	2749920000	F.23
SDIK PZ2 X 100	2749930000	F.23
SDIK SLIM PH1 X 80	2749850000	F.19
SDIK SLIM PH2 X 100	2749860000	F.19
SDIK SLIM PZ1 X 80	2749870000	F.19
SDIK SLIM PZ2 X 100	2749880000	F.19
SDIPM PH1 X 80	2749960000	F.23
SDIPM PH2 X 100	2749970000	F.23
SDIPM PZ1 X 80	2749940000	F.23
SDIPM PZ2 X 100	2749950000	F.23
SDIPM SLIM PZ2 X 100	2749890000	F.19
SDIR 1 X 80	2750020000	F.24
SDIR 2 X 100	2750030000	F.24
SDIS 0.4X2.0X60	2749780000	F.23
SDIS 0.4X2.5X75	2749790000	F.23
SDIS 0.5X3.0X100	2749800000	F.23
SDIS 0.6X3.5X100	2749810000	F.23
SDIS 0.8X4.0X100	2749820000	F.23
SDIS 1.0X4.5X125	2749830000	F.23
SDIS 1.0X4.5X175	2749840000	F.23
SDIS 1.0X5.5X125	2749850000	F.23
SDIS 1.2X6.5X150	2749860000	F.23
SDIS 1.2X8.0X175	2749870000	F.23
SDIS SLIM 0.6X3.5X100	2749610000	F.19
SDIS SLIM 0.8X4.0X100	2749620000	F.19
SDIS SLIM 1.0X5.5X125	2749630000	F.19
SDIS SLIM 1.2X6.5X150	2749640000	F.19
SDIT SLIM T10 X 100	2749700000	F.19
SDIT SLIM T15 X 100	2749710000	F.19
SDIT SLIM T20 X 100	2749720000	F.19
SDIT SLIM T25 X 125	2749730000	F.19

Type	Order No.	Page
SDIT SLIM T30 X 150	2749740000	F.19
SDIT T8 X 60	2750040000	F.24
SDIT T9 X 60	2750050000	F.24
SDIZ 0.6X3.5X100	2749980000	F.24
SDIZ 0.8X4.0X100	2749990000	F.24
SDK EL PHO X 60 PICO	2750140000	F.28
SDK EL PH1 X 80 PICO	2750150000	F.28
SDK EL PZ0 X 60 PICO	2750120000	F.28
SDK EL PZ1 X 80 PICO	2750130000	F.28
SDK PHO X 60	2749400000	F.26
SDK PH1 X 80	2749410000	F.26
SDK PH2 X 100	2749420000	F.26
SDK PH3 X 150	2749430000	F.26
SDK PZ1 X 80	2749440000	F.26
SDK PZ2 X 100	2749450000	F.26
SDK PZ3 X 150	2749460000	F.26
SDQ T15	1318390000	F.30
SDQ T20	1318400000	F.30
SDQ T40	1318410000	F.30
SDS 0.4X2.0X60	2749260000	F.26
SDS 0.4X2.5X75	2749320000	F.26
SDS 0.5X3.0X80	2749330000	F.26
SDS 0.6X3.5X100	2749340000	F.26
SDS 0.6X3.5X200	2749350000	F.26
SDS 0.8X4.0X100	2749360000	F.26
SDS 0.8X4.5X125	2749370000	F.26
SDS 1.0X5.5X150	2749380000	F.26
SDS 1.2X6.5X150	2749390000	F.26
SE HD 140	9046310000	E.4
SE HD 160	9046320000	E.4
SE HD 180	9046330000	E.4
SE TOP	9046340000	E.4
SEE ESD 120	9205130000	E.9
SEE ESD 125	9204750000	E.9
SK WSDS 1.5-10.0	9008850000	F.29
SKAI TASCH	2544760000	G.14
SKAI TASCH	2544760000	G.6
SKAI TASCH	2544760000	G.7
SKAI TASCH	2544760000	G.8
SKS 2.0-8.0	9008860000	F.29
SKS 2.0-8.0 MR	9008870000	F.29
SLICER 1K	9918160000	B.16
SLICER 2K	9041600000	B.16
SLICER NO 16	9918070000	C.17
SLICER NO 27	9918080000	C.17
STRIPAX	9005000000	C.4
STRIPAX 16	9005610000	C.4
STRIPAX 16 ZERT	9918180000	C.4
STRIPAX PLUS 2.5	9020000000	D.6
STRIPAX PLUS 2.5	9020000000	D.8
STRIPAX PLUS 2.5	9020000000	J.3
STRIPAX PLUS 2.5 ZERT	9011980000	D.8
STRIPAX ULTIMATE	1468880000	C.5
STRIPAX ULTIMATE XL	1512780000	C.5
STRIPAX ZERT	9017330000	C.4
STRIPPER COAX	9918030000	C.18
STRIPPER CP	9918060000	C.18
STRIPPER ROUND	9918040000	C.16
STRIPPER ROUND TOP	9918050000	C.16
SUPER CUT	9205150000	E.10
SVSE ESD 130	9205140000	E.9
SWIFTY	9006020000	F.17
SZE ESD 130	9204770000	E.9
T		
TC ABFBH	2683700000	H.11
TC BHLE	2683660000	H.11
TC INL BIG 1	2683720000	H.5
TC INL BIG 1 EMPTY	2683730000	H.5
TC INL THRD 1	2683740000	H.6
TC INL THRD 1 EMPTY	2683750000	H.6
TC INL THRD 1 FIELD EMPTY	2683940000	H.11
TC INL THRD 2	2683760000	H.6
TC INL THRD 2 EMPTY	2683770000	H.6
TC INL THRD 2 FIELDS EMPTY	2683950000	H.11
TC INL THRD 3	2683780000	H.7
TC INL THRD 3 EMPTY	2683790000	H.7
TC INL THRD 3 FIELDS EMPTY	2683960000	H.11
TC INL THRD 4	2683800000	H.7
TC INL THRD 4 EMPTY	2683810000	H.7
TC INL THRD 5	2683820000	H.8
TC INL THRD 5 EMPTY	2683830000	H.8
TC INL THRD 6	2683840000	H.8
TC INL THRD 6 EMPTY	2683850000	H.8
TC INL THRD 7	2683860000	H.9
TC INL THRD 7 EMPTY	2683870000	H.9
TC INL THRD 8	2683880000	H.9
TC INL THRD 8 EMPTY	2683890000	H.9
TC INL THRD 9	2683900000	H.10
TC INL THRD 9 EMPTY	2683910000	H.10
TC LDWR	2683650000	H.11
TC PRHA	2683680000	H.11
TC SDHA	2683690000	H.11
TC TFFHA	2683710000	H.11
TC ZUAL	2683670000	H.11
TEMPHASER	9427300000	G.11
THS 940	9008880000	F.29
TOOL CHEST	2683640000	H.5

Type	Order No.	Page
TOOL CHEST SET	2709760000	H.5
TOOL SET IE-PDF	1208930000	H.35
TOP CASE	1345330000	H.12
TOP CASE	1345330000	H.13
TOP CASE	1345330000	H.14
TOP CASE	1345330000	H.15
TOP CASE	1345330000	H.16
TOP CASE	1345330000	H.17
TOP CASE 16	2602310000	H.14
TOP CASE CAB	26022900	

Type	Order No.	Page
VSTI/1,5-2,5	1491560000	J.24
VSTI/4,0-6,0	1491570000	J.24
VSTN/0,1-0,5	1492980000	K.27
VSTN/0,5-1	1492990000	K.27
VSTN/1,5-2,5	1493010000	K.27
VSTN/10	1493030000	K.27
VSTN/10	1497130000	K.15
VSTN/120	1493110000	K.27
VSTN/120	1494780000	K.15
VSTN/150	1493120000	K.27
VSTN/150	1497380000	K.15
VSTN/16	1493040000	K.27
VSTN/16	1497140000	K.15
VSTN/185	1497390000	K.15
VSTN/2,5	1497350000	K.15
VSTN/240	1497400000	K.15
VSTN/25	1493050000	K.27
VSTN/25	1494730000	K.15
VSTN/35	1493060000	K.27
VSTN/35	1494740000	K.15
VSTN/4	1497370000	K.15
VSTN/4-6	1493020000	K.27
VSTN/50	1493070000	K.27
VSTN/50	1494750000	K.15
VSTN/6	1494720000	K.15
VSTN/70	1493080000	K.27
VSTN/70	1494760000	K.15
VSTN/95	1493090000	K.27
VSTN/95	1494770000	K.15
VSTN-M0,5/0,75	1497330000	K.15
VSTN-M1/1,5	1497340000	K.15
VSTVI/0,5-1,0	1491770000	J.27
VSTVI/1,5-2,5	1491780000	J.27
VT	9918950000	G.8
VT CL	2436660000	G.16
VT COMBI PRO	9918860000	G.7
VT CTB	9918970000	G.8
VT CTL	2436690000	G.17
VT DIGI PRO	9918870000	G.6
VT LCL	2436670000	G.16
VT M	2436680000	G.17
VT MASTER	9918880000	G.7

W

WAW 1 NEUTRAL	9004500000	B.9
WAW 2	9004510000	B.9
WB I SK 2,5	2506050000	F.12
WB I SK 3	2506060000	F.12
WB I SK 4	2506070000	F.12
WB I SK 5	2506080000	F.12
WB I T10	2506000000	F.12
WB I T15	2506010000	F.12
WB I T20	2506020000	F.12
WB I VK 1	2506030000	F.12
WB I VK 2	2506040000	F.12
WB IK SL PH1	2433210000	F.12
WB IK SL PH2	2433220000	F.12
WB IK SL PZ1	2433230000	F.12
WB IK SL PZ2	2433240000	F.12
WB SI SL 0,8X4,0	2433190000	F.12
WB SI SL 0,4X2,5	2433160000	F.12
WB SI SL 0,5X3,0	2433170000	F.12
WB SI SL 0,6X3,5	2433180000	F.12
WB SI SL 1,0X5,5	2433200000	F.12
WIRE PROCESSING CENTER	2634120000	I.9
WIRE PROCESSING CENTER 115V	2728490000	I.9
WIRE PROCESSING CENTER FEEDER 2816420000		I.9
WIRE PROCESSING CENTER FEEDER 115V		I.9
2816430000		I.9
WK 1/4 C6,3 E6,3	9202510000	F.11
WK I SLIM BIT	2489300000	F.12
WK K PH0	9918570000	F.11
WK K PH1	9918580000	F.11
WK K PH2	9918590000	F.11
WK K PZ0	9918600000	F.11
WK K PZ1	9918610000	F.11
WK K PZ2	9918620000	F.11
WK S 0,4X2,5	9918520000	F.11
WK S 0,5X3,0	9918530000	F.11
WK S 0,6X3,5	9918540000	F.11
WK S 0,8X4,0	9918550000	F.11
WK S 1,0X5,5	9918560000	F.11
WK-1/4(SCREWTY)	1862200000	F.15
WPC GFSN	2666400000	I.9
WPC KBZF A	2666380000	I.9
WPC KBZF B	2666390000	I.9
WPC WAGON	2634140000	I.9
WPC WAGON 115V	2728480000	I.9
WSM TOOL AUTOMATIK	1774470000	D.47
WSM TOOL MANUELL	1774480000	D.48

Z

ZH-BOX 0,5-2,50MM	9025390000	J.18
ZUB MULTI 1037	9205460000	G.13
ZUB MULTI 1037	9205460000	G.14
ZUB MULTIMETER	9205270000	G.11
ZUB MULTIMETER	9205270000	G.13

Type	Order No.	Page
ZUB MULTIMETER	9205270000	G.14
ZUB SLICER NO16-35	9201430000	C.17
ZUB TEMPHASER	9205260000	G.11
ZUB TEMPHASER	9205260000	G.12
ZUB TEMPHASER	9205260000	G.14

Order No.	Type	Page
-----------	------	------

0120000000

0124300000	H16,0/15	J.16
0124400000	H25,0/15	J.16
0124700000	H6,0/15	J.16
0124800000	H10,0/15	J.16

0180000000

0186100000	H2,5/12	J.16
0186500000	H1,5/10	J.16

0190000000

0191900000	H6,0/12	J.16
------------	---------	------

0240000000

0244100000	H4,0/12	J.16
------------	---------	------

0280000000

0282800000	H0,5/6	J.16
0282700000	H0,75/6	J.16
0282800000	H1,0/10	J.16
0282900000	H10,0/12	J.16

0310000000

0317000000	H25,0/30 BR	J.4
0317100000	H25,0/36 BR	J.4
0317200000	H35,0/30 BE	J.4
0317300000	H35,0/39 BE	J.4

0360000000

0368900000	H35,0/18	J.16
------------	----------	------

0370000000

0372800000	H1,0/6	J.16
0372700000	H1,5/7	J.16
0373000000	H2,5/7	J.16
0373100000	H4,0/9	J.16
0375200000	H16,0/18	J.16
0375300000	H25,0/18	J.16
0379300000	H10,0/18	J.16

0400000000

0407900000	IS 6 DIN 6911	F.30
0409600000	H0,5/12 DR	J.4
0409800000	H0,75/12 W	J.4
0409700000	H1,0/12 GE	J.4

0440000000

0444200000	H50,0/36 OLV	J.4
------------	--------------	-----

0460000000

0462900000	H0,75/14 W	J.4
0463000000	H1,0/14 GE	J.4
0463100000	H1,5/14 R	J.4

0480000000

0485100000	IS 4 DIN 6911	F.30
------------	---------------	------

0490000000

0492500000	H16,0/12	J.16
------------	----------	------

0530000000

0533500000	H6,0/20 SW	J.4
0534200000	H10,0/22 EB	J.4

0540000000

0542500000	H0,75/10	J.16
------------	----------	------

0560000000

0565600000	H1,5/24 R	J.4
0565700000	H6,0/26 SW	J.4
0565800000	H10,0/28 EB	J.4
0565900000	H16,0/22 GN	J.4
0566000000	H16,0/28 GN	J.4
0567300000	PZ 3	D.6
0567300000	PZ 3	D.9
0567300000	PZ 3	J.3

0630000000

0635100000	H1,5/16 R	J.4
------------	-----------	-----

0690000000

Order No.	Type	Page
-----------	------	------

0690700000	H0,5/14 OR	J.4
------------	------------	-----

1040000000

1044080000	HÜLSE REMOVAL TOOL CM 3	D.45
1044090000	HÜLSE REMOVAL TOOL CM 5	D.45
1044100000	HUELSE REMOVAL TOOL HD	D.45

1070000000

1076980000	H0,5/18 OR	J.4
1076990000	H0,5/18D W	J.6
1076990000	H0,5/18D W	J.8
1077010000	CTF 63 ZERT	D.18

1110000000

1116710000	PS_ZQV_SET	G.14
1119030000	ERME 10° SPX 4	C.4
1119040000	ERME 16° SPX 4	C.4

1120000000

1121740000	PS_ZQV	G.14
------------	--------	------

1130000000

1137530000	VKSW	B.10
1139070000	H0,34/14 ZH TK	J.10

1150000000

1157820000	KT 14	B.5
1157830000	KT 22	B.5

1190000000

1190490000	MULTI-STRIPAX PV	C.10
------------	------------------	------

1200000000

1204280000	AIE MULTI-STRIPAX PV	C.11
1208870000	HTX-IE-POF	D.25
1208880000	MULTI-STRIPAX IE-POF	C.10
1208910000	SCISSORS KEVLAR	B.17
1208930000	TOOL SET IE-POF	H.35

1210000000

1212770000	AIE MULTI-STRIPAX POF	C.11
1216230000	HBT 6,0 - 4,6 GE	J.30

1220000000

1222870000	CTF PV WM4	D.26
------------	------------	------

1230000000

1233330000	HBT 2,5 - 4,6 BL	J.30
1233340000	HBT 1,5 - 4,6 RT	J.30

1240000000

1243790000	CRIMPFIX L PZ3	I.22
------------	----------------	------

1250000000

1251270000	ERME VKSW	B.10
------------	-----------	------

1270000000

1270310000	TSLD C	B.11
1270320000	CTX CM 3,6 ZERT	D.22

1290000000

1292870000	CTN 25 D5 ZERT	D.21
1292880000	CTI 6 G ZERT	D.19
1296000000	KABELBINDERZANGE RT-1	D.47

1300000000

1309580000	KOF CARRYLITE 80	H.38
------------	------------------	------

1310000000

1312440000	HBT 1,5 - 3,0 RT	J.30
1312450000	HBT 2,5 - 3,0 BL	J.30
1312470000	HBT 6,0 - 3,0 GE	J.30
1318390000	SDO T15	F.30
1318400000	SDO T20	F.30
1318410000	SDO T40	F.30
1318510000	TSD 35	B.12

1330000000

1332420000	PRSPSU	G.6
1332420000	PRSPSU	G.7
1333100000	H2,5/14DS BL	J.14

Order No.	Type	Page
-----------	------	------

1340000000

1345310000	TOP CASE INSTA	H.13
1345320000	TOP CASE PREMIUM	H.12
1345330000	TOP CASE	H.12
1345330000	TOP CASE	H.13
1345330000	TOP CASE	H.14
1345330000	TOP CASE	H.15
1345330000	TOP CASE	H.16
1345330000	TOP CASE	H.17

1410000000

1418020000	H35,0/30 DS RT	J.14
1418030000	H35,0/30 S BE	J.14
1418330000	H35,0/32 DS RT	J.14
1418340000	H35,0/32 S BE	J.14

1440000000

1444050000	PZ 6 ROTTO L	D.11
1444050000	PZ 6 ROTTO L	J.3
1445070000	PZ 10 HEX	D.12
1445070000	PZ 10 HEX	D.6
1445070000	PZ 10 HEX	J.3
1445080000	PZ 10 SR	D.12
1445080000	PZ 10 SR	D.6
1445080000	PZ 10 SR	J.3

1460000000

1462590000	H10,0/28S SW	J.14
1468880000	STRIPAX ULTIMATE	C.5

1470000000

1471390000	ERME SPX UL	C.5
1475640000	H0,34/5	J.16
1476010000	H0,5/16 OR BD GSP	J.5
1476030000	H0,75/16 W BD GSP	J.5
1476040000	H1,0/16 GE BD GSP	J.5
1476050000	H1,5/16 R BD GSP	J.5
1476060000	H2,5/16D BL BD GSP	J.5
1476060000	H2,5/16D BL BD GSP	J.7
1476070000	H0,5/16D W BD GSP	J.7
1476070000	H0,5/16D W BD GSP	J.9
1476080000	H0,75/16D GR BD GSP	J.7
1476090000	H1,0/16D R BD GSP	J.7
1476090000	H1,0/16D R BD GSP	J.9
1476100000	H1,5/16D SW BD GSP	J.7
1476100000	H1,5/16D SW BD GSP	J.9
1476110000	H0,75/16T BL BD GSP	J.9
1476120000	H2,5/16T GR BD GSP	J.9
1476230000	H0,5/14 OR SP	J.4
1476240000	H0,75/14 W SP	J.4
1476250000	H1,0/14 GE SP	J.4
1476270000	H1,5/14 R SP	J.4
1476280000	H2,5/15D BL SP	J.4
1476290000	H4,0/18D GR SP	J.4
1476300000	H0,5/14D W SP	J.6
1476320000	H1,0/14D R SP	J.6
1476330000	H1,5/14D SW SP	J.6
1479110000	AKKU DMS PRO	F.6
1479120000	DMS PRO	F.6

1480000000

1480180000	CROSS-KEY-QUADRO	F.32
1480190000	CROSS-KEY-DUO	F.32

1490000000

1491260000	KQIG-M6/2,5	J.23
1491270000	KQIG-M4/6	J.23
1491280000	KQIG-M5/6	J.23
1491290000	KQIG-M6/6	J.23
1491310000	KQIG-M8/6	J.23
1491320000	KQIG-M10/6	J.23
1491330000	KQIG-M5/10	J.23
1491340000	KQIG-M6/10	J.23
1491350000	KQIG-M6/16	J.23
1491360000	KQIG-M8/16	J.23
1491370000	KS/0,1-0,5	J.24
1491380000	KS/0,5-1,0	J.24
1491390000	KS/1,5-2,5	J.24
1491410000	KS/1,5-2,5	J.24
1491420000	KS/4,0-6,0	J.24
1491430000	KS/10	J.24
1491440000	KS/16	J.24
1491450000	VPL/0,1-0,5	J.25
1491460000	VPL/0,5-1,0	J.25
1491470000	VPL/1,5-2,5	J.25
1491480000	VPL/4,0-6,0	J.25
1491540000	VST/0,1-0,5	J.24
1491550000	VST/0,5-1,0	J.24
1491560000	VST/1,5-2,5	J.24
1491570000	VST/4,0-6,0	J.24
1491620000	VFSKH/0,1-0,5/285	J.25
1491630000	VFSKH/0,1-0,5/288	J.25

Order No.	Type	Page
-----------	------	------

1491640000	VFSKH/05-1,0/285	J.25
1491650000	VFSKH/0,5-1,0/288	J.25
1491660000	VFSKH/0,5-1,0/485	J.25
1491670000		

Order No.	Type	Page	Order No.	Type	Page	Order No.	Type	Page	Order No.	Type	Page
1492750000	KSN/2,5	K.26	1493810000	KQN-M8/-1	K.23	1495040000	KRN-M3/-1,5	K.9	1496150000	KWN-M10/6 90	K.12
1492770000	KSN/6,0	K.26	1493820000	KQN-M3/2,5	K.23	1495050000	KRN-M4/1,5	K.9	1496170000	KWN-M12/6 90	K.12
1492780000	KSN/10	K.26	1493830000	KQN-M3,5/2,5	K.23	1495070000	KRN-M5/1,5	K.9	1496180000	KWN-M6/25 45	K.14
1492790000	KSN/16	K.26	1493840000	KQN-M4/5/2,5	K.23	1495080000	KRN-M6/1,5	K.9	1496190000	KWN-M8/25 45	K.14
1492800000	KSN/25	K.26	1493850000	KQN-M4/2,5	K.23	1495090000	KRN-M4/2,5	K.9	1496200000	KWN-M10/25 45	K.14
1492810000	KSN/35	K.26	1493870000	KQN-M5/5/2,5	K.23	1495100000	KRN-M5/2,5	K.9	1496210000	KWN-M12/25 45	K.14
1492820000	KSN/50	K.26	1493890000	KQN-M5/2,5	K.23	1495110000	KRN-M6/2,5	K.9	1496220000	KWN-M6/35 45	K.14
1492830000	KSN/70	K.26	1493900000	KQN-M6/2,5	K.23	1495120000	KRN-M8/2,5	K.9	1496230000	KWN-M8/35 45	K.14
1492840000	KSN/95	K.26	1493910000	KQN-M8/2,5	K.23	1495130000	KRN-M4/4	K.9	1496240000	KWN-M10/35 45	K.14
1492850000	VPLN/0,1-0,5	K.27	1493930000	KQN-M10/2,5	K.23	1495140000	KRN-M5/4	K.9	1496250000	KWN-M12/35 45	K.14
1492860000	VPLN/0,5-1,0	K.27	1493940000	KQN-M12/2,5	K.23	1495150000	KRN-M6/4	K.9	1496270000	KWN-M6/50 45	K.14
1492870000	VPLN/1,5-2,5	K.27	1493950000	KQN-M4/6	K.23	1495170000	KRN-M8/4	K.9	1496280000	KWN-M8/50 45	K.14
1492880000	VPLN/4-6,0	K.27	1493960000	KQN-M5/6	K.23	1495180000	KWN-M3/0,75 90	K.12	1496290000	KWN-M10/50 45	K.14
1492890000	VPLN/10	K.27	1493970000	KQN-M6/6	K.23	1495190000	KWN-M4/0,75 90	K.12	1496300000	KWN-M12/50 45	K.14
1492900000	VPLN/16	K.27	1493980000	KQN-M8/6	K.23	1495200000	KWN-M5/0,75 90	K.12	1496310000	KWN-M8/70 45	K.14
1492910000	VPLN/25	K.27	1493990000	KQN-M10/6	K.23	1495210000	KWN-M3/1,5 90	K.12	1496320000	KWN-M10/70 45	K.14
1492920000	VPLN/35	K.27	1494000000	KQN-M12/6	K.23	1495220000	KWN-M4/1,5 90	K.12	1496330000	KWN-M12/70 45	K.14
1492930000	VPLN/50	K.27	1494010000	KQN-M4/10	K.24	1495230000	KWN-M5/1,5 90	K.12	1496340000	KWN-M8/95 45	K.14
1492940000	VPLN/70	K.27	1494020000	KQN-M5/10	K.24	1495240000	KWN-M6/1,5 90	K.12	1496350000	KWN-M10/95 45	K.14
1492950000	VPLN/95	K.27	1494030000	KQN-M6/10	K.24	1495250000	KWN-M4/2,5 90	K.12	1496370000	KWN-M12/95 45	K.14
1492960000	VPLN/120	K.27	1494040000	KQN-M8/10	K.24	1495270000	KWN-M5/2,5 90	K.12	1496380000	KWN-M16/95 45	K.14
1492970000	VPLN/150	K.27	1494050000	KQN-M10/10	K.24	1495280000	KWN-M6/2,5 90	K.12	1496390000	KWN-M8/120 45	K.14
1492980000	VSTN/0,1-0,5	K.27	1494060000	KQN-M12/10	K.24	1495290000	KWN-M8/2,5 90	K.12	1496400000	KWN-M10/120 45	K.14
1492990000	VSTN/0,5-1	K.27	1494070000	KQN-M5/16	K.24	1495300000	KWN-M4/4 90	K.12	1496410000	KWN-M12/120 45	K.14
1493010000	VSTN/1,5-2,5	K.27	1494080000	KQN-M6/16	K.24	1495310000	KWN-M5/4 90	K.12	1496420000	KWN-M16/120 45	K.14
1493020000	VSTN/4-6	K.27	1494090000	KQN-M8/16	K.24	1495320000	KWN-M6/4 90	K.12	1496430000	KWN-M8/150 45	K.14
1493030000	VSTN/10	K.27	1494100000	KQN-M10/16	K.24	1495330000	KWN-M8/4 90	K.12	1496440000	KWN-M10/150 45	K.14
1493040000	VSTN/16	K.27	1494110000	KQN-M12/16	K.24	1495340000	KWN-M10/185 45	K.14	1496450000	KWN-M12/150 45	K.14
1493050000	VSTN/25	K.27	1494120000	KQN-M5/25	K.24	1495350000	KWN-M12/185 45	K.14	1496470000	KWN-M16/150 45	K.14
1493060000	VSTN/35	K.27	1494130000	KQN-M6/25	K.24	1495370000	KWN-M16/185 45	K.14	1496480000	KWN-M20/150 45	K.14
1493070000	VSTN/50	K.27	1494140000	KQN-M8/25	K.24	1495380000	KWN-M20/185 45	K.14	1496490000	KRN-M6/25	K.9
1493080000	VSTN/70	K.27	1494150000	KQN-M10/25	K.24	1495400000	KWN-M12/240 45	K.14	1496500000	KRN-M8/25	K.9
1493090000	VSTN/95	K.27	1494160000	KQN-M12/25	K.24	1495410000	KWN-M16/240 45	K.14	1496510000	KRN-M10/25	K.9
1493110000	VSTN/120	K.27	1494170000	KQN-M6/35	K.24	1495420000	KWN-M20/240 45	K.14	1496520000	KRN-M12/25	K.9
1493120000	VSTN/150	K.27	1494180000	KQN-M8/35	K.24	1495430000	KRN-M10/185	K.10	1496530000	KRN-M14/25	K.9
1493130000	KQN-M12/35	K.24	1494190000	KQN-M10/35	K.24	1495440000	KRN-M12/185	K.10	1496540000	KRN-M6/35	K.10
1493140000	KQN-M16/35	K.24	1494340000	KRN-M10/240 S	K.11	1495450000	KRN-M16/185	K.10	1496550000	KRN-M8/35	K.10
1493150000	KQN-M8/50	K.24	1494350000	KRN-M12/240 S	K.11	1495470000	KRN-M20/185	K.10	1496570000	KRN-M10/35	K.10
1493160000	KQN-M10/50	K.24	1494370000	KRN-M16/240 S	K.11	1495480000	KRN-M8/240	K.10	1496580000	KRN-M12/35	K.10
1493170000	KQN-M12/50	K.24	1494380000	KRN-M10/300 S	K.11	1495490000	KRN-M10/240	K.10	1496590000	KRN-M6/50	K.10
1493180000	KQN-M16/50	K.24	1494390000	KRN-M12/300 S	K.11	1495500000	KRN-M12/240	K.10	1496600000	KRN-M8/50	K.10
1493190000	KQN-M6/70	K.24	1494400000	KRN-M16/300 S	K.11	1495510000	KRN-M16/240	K.10	1496610000	KRN-M10/50	K.10
1493210000	KQN-M8/70	K.24	1494410000	KRN-M6/120 S	K.11	1495520000	KRN-M20/240	K.10	1496620000	KRN-M12/50	K.10
1493220000	KQN-M10/70	K.24	1494420000	KRN-M8/120 S	K.11	1495530000	KRN-M10/300	K.10	1496630000	KRN-M16/50	K.10
1493230000	KQN-M12/70	K.24	1494430000	KRN-M6/95 S	K.11	1495540000	KRN-M12/300	K.10	1496640000	KRN-M6/70	K.10
1493240000	KQN-M16/70	K.24	1494440000	KRN-M6/150 S	K.11	1495550000	KRN-M16/300	K.10	1496650000	KRN-M8/70	K.10
1493250000	KQN-M20/70	K.24	1494450000	KWN-M10/120 90	K.13	1495570000	KRN-M12/70	K.10	1496670000	KRN-M10/70	K.10
1493260000	KQN-M8/95	K.24	1494470000	KWN-M12/120 90	K.13	1495580000	KRN-M16/70	K.10	1496680000	KWPN-M20/150 90	K.19
1493270000	KQN-M10/95	K.24	1494480000	KWN-M16/120 90	K.13	1495590000	KRN-M20/70	K.10	1496690000	KWPN-M10/185 90	K.19
1493280000	KQN-M12/95	K.24	1494490000	KWN-M8/150 90	K.13	1495600000	KRN-M8/95	K.10	1496700000	KWPN-M12/185 90	K.19
1493290000	KQN-M16/95	K.24	1494500000	KWN-M10/150 90	K.13	1495610000	KRN-M10/95	K.10	1496710000	KWPN-M16/185 90	K.19
1493310000	KQN-M20/95	K.24	1494510000	KWN-M12/150 90	K.13	1495620000	KRN-M12/95	K.10	1496720000	KWPN-M20/185 90	K.19
1493320000	KQN-M8/120	K.24	1494520000	KWN-M16/150 90	K.13	1495630000	KRN-M16/95	K.10	1496730000	KWPN-M12/240 90	K.19
1493330000	KQN-M10/120	K.24	1494530000	KWN-M20/150 90	K.13	1495640000	KRN-M20/95	K.10	1496740000	KWPN-M16/240 90	K.19
1493340000	KQN-M12/120	K.24	1494540000	KWN-M10/185 90	K.13	1495650000	KRN-M10/120	K.10	1496750000	KWPN-M20/240 90	K.19
1493350000	KQN-M16/120	K.24	1494550000	KWN-M12/185 90	K.13	1495670000	KRN-M12/120	K.10	1496770000	KWPN-M12/300 90	K.19
1493360000	KQN-M20/120	K.24	1494570000	KWN-M16/185 90	K.13	1495680000	KRN-M16/120	K.10	1496780000	KWPN-M16/300 90	K.19
1493370000	KQN-M10/150	K.24	1494580000	KWN-M20/185 90	K.13	1495690000	KRN-M20/120	K.10	1496790000	KWPN-M20/300 90	K.19
1493380000	KQN-M12/150	K.24	1494590000	KWN-M10/240 90	K.13	1495700000	KRN-M8/150	K.10	1496800000	KWPN-M8/185 90	K.19
1493390000	KQN-M16/150	K.24	1494610000	KWN-M12/240 90	K.13	1495710000	KRN-M10/150	K.10	1496810000	KWN-M5/10 45	K.14
1493410000	KQN-M20/150	K.24	1494620000	KWN-M16/240 90	K.13	1495720000	KRN-M12/150	K.10	1496820000	KWN-M6/10 45	K.14
1493420000	KQN-M10/185	K.24	1494630000	KWN-M20/240 90	K.13	1495730000	KRN-M16/150	K.10	1496830000	KWN-M8/10 45	K.14
1493430000	KQN-M12/185	K.24	1494640000	KWN-M14/35 90	K.12	1495740000	KRN-M20/150	K.10	1496840000	KWN-M10/10 45	K.14
1493440000	KQN-M16/185	K.24	1494650000	KWN-M14/50 90	K.13	1495750000	KRN-M14/50	K.10	1496850000	KWN-M5/16 45	K.14
1493450000	KQN-M20/185	K.24	1494660000	KWN-M14/70 90	K.13	1495770000	KRN-M14/70	K.10	1496870000	KWN-M6/16 45	K.14
1493460000	KQN-M10/240	K.24	1494670000	KWN-M14/95 90	K.13	1495780000	KRN-M14/95	K.10	1496880000	KWN-M8/16 45	K.14
1493470000	KQN-M12/240	K.24	1494680000	KWN-M8/120 90	K.13	1495790000	KRN-M8/120	K.10	1496890000	KWN-M10/16 45	K.14
1493480000	KQN-M16/240	K.24	1494690000	KWN-M16/35 90	K.12	1495800000	KRN-M14/120	K.10	1496900000	KRN-M4/10	K.9
1493490000	KQN-M16/25	K.24	1494710000	KWN-M20/50 90	K.13	1495810000	KRN-M14/150	K.10	1496910000	KRN-M5/10	K.9
1493510000	KQN-M6/50	K.24	1494720000	VSTN/6	K.15	1495820000	KRN-M6/95	K.10	1496920000	KRN-M6/10	K.9
1493520000	KQN-M20/35	K.24	1494730000	VSTN/25	K.15	1495830000	KRN-M5/25	K.9	1496930000	KRN-M8/10	K.9
1493530000	KQN-M20/50	K.24	1494740000	VSTN/35	K.15	1495840000	KRN-M20/50	K.10	1496940000	KRN-M10/10	K.9
1493540000	KQNG-M3/1	K.25	1494750000	VSTN/50	K.15	1495850000	KWN-M6/25 90	K.12	1496950000	KRN-M12/10	K.9
1493550000	KQNG-M3,5/1	K.25	1494760000	VSTN/70	K.15	1495870000	KWN-M8/25 90	K.12	1496970000	KRN-M5/16	K.9
1493560000	KQNG-M4/S/1	K.25	1494770000	VSTN/95	K.15	1495880000	KWN-M10/25 90	K.12	1496980000	KRN-M6/16	K.9
1493570000	KQNG-M4/1	K.25	1494780000	VSTN/120	K.15	1495890000	KWN-M12/25 90	K.12	1496990000	KRN-M8/16	K.9
1493580000	KQNG-M5/1	K.25	1494790000	KRN-M6/35 S	K.11	1495900000	KWN-M14/25 90	K.12	1497000000	KRN-M10/16	K.9
1493590000	KQNG-M6/1	K.25	1494810000	KRN-M8/35 S	K.11	1495910000	KWN-M6/35 90	K.12	1497010000	KRN-M12/16	K.9
1493600000	KQNG-M3/2,5	K.25	1494820000	KRN-M6/50 S	K.11	1495920000	KWN-M8/35 90	K.12	1497020000	KWN-M5/10 90	K.12
1493610000	KQNG-M3,5/2,5	K.25	1494830000	KRN-M8/50 S	K.11	1495930000	KWN-M10/35 90	K.12	1497030000	KWN-M6/10 90	K.12
1493620000	KQNG-M4/S/2,5	K.25	1494840000	KRN-M10/50 S	K.11	1495940000	KWN-M12/35 90	K.12	1497040000	KWN-M8/10 90	K.12
1493630000	KQNG-M4/2,5	K.25	1494850000	KRN-M6/70 S	K.11	1495950000	KWN-M6/50 90	K.13	1497050000	KWN-M10/10 90	K.12
1493640000	KQNG-M										

Order No.	Type	Page
1497270000	KRN-M14-/240	K.10
1497280000	KRN-M14-/300	K.10
1497290000	KRN-M8-/185	K.10
1497300000	KWN-M12-/300 90	K.13
1497310000	KWN-M16-/300 90	K.13
1497320000	KWN-M20-/300 90	K.13
1497330000	VSTN-M0.5/0,75	K.15
1497340000	VSTN-M1/-1,5	K.15
1497350000	VSTN-/2,5	K.15
1497370000	VSTN-/4	K.15
1497380000	VSTN-/150	K.15
1497390000	VSTN-/185	K.15
1497400000	VSTN-/240	K.15
1497420000	KWPN-M6-/10 90	K.19
1497430000	KWPN-M8-/10 90	K.19
1497440000	KWPN-M6-/16 90	K.19
1497450000	KWPN-M8-/16 90	K.19
1497470000	KWPN-M10-/16 90	K.19
1497480000	KWPN-M12-/16 90	K.19
1497490000	KWPN-M6-/25 90	K.19
1497510000	KWPN-M8-/25 90	K.19
1497520000	KWPN-M10-/25	K.19
1497530000	KWPN-M12-/25 90	K.19
1497540000	KWPN-M6-/35 90	K.19
1497550000	KWPN-M8-/35 90	K.19
1497570000	KWPN-M10-/35 90	K.19
1497580000	KWPN-M12-/35 90	K.19
1497590000	KWPN-M8-/50 90	K.19
1497610000	KWPN-M10-/50 90	K.19
1497620000	KWPN-M12-/50 90	K.19
1497630000	KWPN-M16-/50 90	K.19
1497640000	KWPN-M8-/70 90	K.19
1497650000	KWPN-M10-/70 90	K.19
1497660000	KWPN-M12-/70 90	K.19
1497680000	KWPN-M16-/70 90	K.19
1497690000	KWPN-M8-/95 90	K.19
1497710000	KWPN-M10-/95 90	K.19
1497720000	KWPN-M12-/95 90	K.19
1497730000	KWPN-M16-/95 90	K.19
1497750000	KWPN-M10-/120 90	K.19
1497760000	KWPN-M12-/120 90	K.19
1497770000	KWPN-M16-/120 90	K.19
1497780000	KWPN-M20-/120 90	K.19
1497790000	KWPN-M8-/150 90	K.19
1497810000	KWPN-M10-/150 90	K.19
1497820000	KWPN-M12-/150 90	K.19
1497830000	KWPN-M16-/150 90	K.19
1497840000	KP-M6-/6	K.17
1497850000	KP-M6-/6	K.17
1497860000	KP-M8-/6	K.17
1497870000	KP-M5-/10	K.17
1497880000	KP-M6-/10	K.17
1497890000	KP-M8-/10	K.17
1497910000	KP-M10-/10	K.17
1497920000	KP-M5-/16	K.17
1497930000	KP-M6-/16	K.17
1497940000	KP-M8-/16	K.17
1497950000	KP-M10-/16	K.17
1497960000	KP-M12-/16	K.17
1497970000	KP-M6-/25	K.17
1497980000	KP-M8-/25	K.17
1497990000	KP-M10-/25	K.17
1498000000	KP-M12-/25	K.17
1498010000	KP-M16-/25	K.17
1498020000	KP-M6-/35	K.17
1498030000	KP-M8-/35	K.17
1498040000	KP-M10-/35	K.17
1498050000	KP-M12-/35	K.17
1498060000	KP-M16-/35	K.17
1498070000	KP-M8-/50	K.17
1498080000	KP-M10-/50	K.17
1498090000	KP-M12-/50	K.17
1498110000	KP-M16-/50	K.17
1498120000	KP-M20-/50	K.17
1498130000	KP-M8-/70	K.17
1498140000	KP-M10-/70	K.17
1498150000	KP-M12-/70	K.17
1498160000	KP-M16-/70	K.17
1498170000	KP-M20-/70	K.17
1498180000	KP-M8-/95	K.17
1498190000	KP-M10-/95	K.17
1498210000	KP-M12-/95	K.17
1498220000	KP-M16-/95	K.17
1498230000	KP-M20-/95	K.17
1498240000	KP-M10-/120	K.18
1498250000	KP-M12-/120	K.18
1498270000	KP-M16-/120	K.18
1498280000	KP-M20-/120	K.18
1498290000	KP-M8-/150	K.18
1498310000	KP-M10-/150	K.18
1498320000	KP-M12-/150	K.18
1498330000	KP-M16-/150	K.18
1498340000	KP-M20-/150	K.18
1498350000	KP-M10-/185	K.18
1498360000	KP-M12-/185	K.18
1498370000	KP-M16-/185	K.18
1498380000	KP-M20-/185	K.18
1498390000	KP-M10-/240	K.18
1498410000	KP-M12-/240	K.18

Order No.	Type	Page
1498420000	KP-M16-/240	K.18
1498430000	KP-M20-/240	K.18
1498440000	KP-M10-/300	K.18
1498450000	KP-M12-/300	K.18
1498460000	KP-M16-/300	K.18
1498470000	KP-M20-/300	K.18
1498480000	KP-M8-/120	K.18
1498490000	KP-M14-/120	K.18
1498510000	KP-M6-/50	K.17
1498520000	KP-M14-/95	K.17
1498530000	KP-M14-/240	K.18
1498540000	KP-M8-/185	K.18
1498550000	KP-M14-/300	K.18
1498560000	KP-M14-/70	K.17
1498570000	KP-M14-/50	K.17
1498580000	KP-M14-/150	K.18
1498590000	KP-M14-/185	K.18
1498610000	VPN/6	K.20
1498620000	VPN/10	K.20
1498630000	VPN/16	K.20
1498640000	VPN/25	K.20
1498650000	VPN/35	K.20
1498660000	VPN/50	K.20
1498670000	VPN/70	K.20
1498680000	VPN/95	K.20
1498690000	VPN/120	K.20
1498710000	VPN/150	K.20
1498720000	VPN/185	K.20
1498730000	VPN/240	K.20
1498740000	VPN/300	K.20

1500000000

1500440000	PZ RK 6/70	D.34
1500450000	PZ RK 10/120	D.35
1500470000	PZ PK 6/70	D.34
1500480000	PZ PK 10/120	D.35
1500830000	EPG 45	D.36
1500840000	AKKU EPG	D.33
1500840000	AKKU EPG	D.36
1500840000	AKKU EPG	D.38
1500840000	AKKU EPG	D.42
1500850000	ES EPG 45 WM 6	D.37
1500870000	ES EPG 45 WM 10/70	D.37
1500880000	ES EPG 45 WM 25/50	D.37
1500890000	ES EPG 45 WM 95	D.37
1500900000	ES EPG 45 WM 120	D.37
1500920000	ES EPG 45 WM 16/35	D.37
1500930000	ES EPG 45 HEX 6	D.37
1500940000	ES EPG 45 HEX 10/70	D.37
1500950000	ES EPG 45 HEX 16/35	D.37
1500970000	ES EPG 45 HEX 25/50	D.37
1500980000	ES EPG 45 HEX 95	D.37
1500990000	ES EPG 45 HEX 120	D.37
1501070000	ES EPG 45 AEH 25	D.37
1501170000	ES EPG 45 AEH 35	D.37
1501180000	ES EPG 45 AEH 50	D.37
1501290000	ES EPG 45 DIN 6	D.37
1501320000	ES EPG 45 DIN 10	D.37
1501330000	ES EPG 45 DIN 16	D.37
1501340000	ES EPG 45 DIN 25	D.37
1501350000	ES EPG 45 DIN 35	D.37
1501370000	ES EPG 45 DIN 50	D.37
1501380000	ES EPG 45 DIN 70	D.37
1501800000	ES APG 80 DIN 185	D.41
1501820000	ES APG 80 DIN 240	D.41
1502050000	ES APG 80 AEH 50	D.41
1502070000	ES APG 80 AEH 70	D.41
1502080000	ES APG 80 AEH 95	D.41
1502090000	ES APG 80 AEH 120	D.41
1502100000	ES APG 80 AEH 150	D.41
1502140000	AKKU APG/AKT	D.40
1502140000	AKKU APG/AKT	D.42
1502170000	LADEGERAET APG/AKT	D.40
1502170000	LADEGERAET APG/AKT	D.42
1502390000	APG 80	D.40
1502430000	ES APG 80 WM 6	D.41
1502440000	ES APG 80 WM10	D.41
1502470000	ES APG 80 WM 16	D.41
1502480000	ES APG 80 WM 25	D.41
1502490000	ES APG 80 WM 35	D.41
1502500000	ES APG 80 WM 50	D.41
1502520000	ES APG 80 WM 70	D.41
1502530000	ES APG 80 WM 95	D.41
1502540000	ES APG 80 WM 120	D.41
1502550000	ES APG 80 WM 150	D.41
1502570000	ES APG 80 WM 185	D.41
1502580000	ES APG 80 WM 240	D.41
1502590000	ES APG 80 WM 300	D.41
1502600000	ES APG 80 HEX 6	D.41
1502620000	ES APG 80 HEX 10	D.41
1502630000	ES APG 80 HEX 16	D.41
1502640000	ES APG 80 HEX 25	D.41
1502650000	ES APG 80 HEX 35	D.41
1502670000	ES APG 80 HEX 50	D.41
1502680000	ES APG 80 HEX 70	D.41
1502690000	ES APG 80 HEX 95	D.41
1502700000	ES APG 80 HEX 120	D.41
1502720000	ES APG 80 HEX 150	D.41

Order No.	Type	Page
1502730000	ES APG 80 HEX 185	D.41
1502740000	ES APG 80 HEX 240	D.41
1502750000	ES APG 80 HEX 300	D.41
1502780000	ES APG 80 HEX 300AL	D.41
1502790000	ES APG 80 DIN 120	D.41
1502800000	ES APG 80 DIN 150	D.41
1502820000	ES APG 80 DIN 6	D.41
1502830000	ES APG 80 DIN 10	D.41
1502840000	ES APG 80 DIN 16	D.41
1502850000	ES APG 80 DIN 25	D.41
1502870000	ES APG 80 DIN 35	D.41
1502880000	ES APG 80 DIN 50	D.41
1502890000	ES APG 80 DIN 70	D.41
1502900000	ES APG 80 DIN 95	D.41
1509370000	LADEGERAET EPG	D.33
1509370000	LADEGERAET EPG	D.36
1509370000	LADEGERAET EPG	D.38
1509370000	LADEGERAET EPG	D.42
1509380000	LADEGERAET EPG 45 120V	D.42
1509390000	LADEGERAET APG/AKT 120 V	D.42

1510000000

1512780000	STRIPAX ULTIMATE XL	C.5
1512790000	ERME SPX UL XL	C.5

1520000000

1527230000	PZ 6 ROTO LZERT	D.11
------------	-----------------	------

1530000000

1534740000	POWERSTRIPPER AM 12	I.19
------------	---------------------	------

1540000000

1542250000	CRIMPSET PZ 10 HEX	H.31
1542280000	CRIMPSET PZ 10 SDR	H.31
1548380000	KOS-PG42	B.15
1548390000	KOS-PG48	B.15
1548400000	KOS-M63	B.13
1548400000	KOS-M63	B.15
1548410000	KOS-M50	B.13
1548410000	KOS-M50	B.15

1770000000

1774470000	WSM TOOL AUTOMATIK	D.47
1774480000	WSM TOOL MANUELL	D.48

1800000000

1806650000	IS 3 KG	F.30
------------	---------	------

1860000000

1862200000	WK-1/4(SCREWTY)	F.15
1866710000	REMOVAL TOOL CM 3	D.45
1866720000	REMOVAL TOOL CM 5	D.45
1866730000	REMOVAL TOOL HD	D.45
1866740000	REMOVAL TOOL CM 20	D.45
1866750000	REMOVAL TOOL HE	D.45
1866760000	REMOVAL TOOL AFK	D.45

1900000000

1900000000	SCREWTY-M12	F.15
1900001000	SCREWTY-M12-DM	F.15
1900010000	SCREWTY-M8	F.15
1900011000	SCREWTY-M8-DM	F.15
1900020000	SCREWTY-M12 F	F.15
1900021000	SCREWTY-M12 F-DM	F.15
1900030000	SCREWTY-M8 F	F.15
1900031000	SCREWTY-M8 F-DM	F.15
1900100000	SCREWTY M12 KO O. SD	F.15
1900110000	SCREWTY M8 KO O. SD	F.15
1900120000	SCREWTY M12F KO O. SD	F.15
1900130000	SCREWTY M8F KO O. SD	F.15

1910000000

1910000000	SCREWTY SET	F.15
------------	-------------	------

1920000000

1920000000	SCREWTY SET -DM	F.15
------------	-----------------	------

1960000000

1966780000	IE-KOK-V1	B.15
1966790000	IE-KOK-V4	B.15
1966810000	IE-KO-HAT	B.14

1980000000

1981560000	SCREWTY M23	F.15
1987840000	DMS PRO ZERT	F.6
1989310000	PZ 10 SDR ZERT	D.12
1989320000	PZ 10 HEX ZERT	D.12

Order No.	Type	Page
-----------	------	------

1990000000

1

Order No.	Type	Page
2520000000		
2528560000	H0,5/14S OR BD GSP	J.14
2528560000	H0,75/14S W BD GSP	J.14
2528570000	H1,0/14S GE BD GSP	J.14
2528580000	H1,5/14S R BD GSP	J.14
2528590000	H0,5/14DS W BD GSP	J.14
2528600000	H0,75/14DS GR BD GSP	J.14
2528610000	H1,0/14DS R BD GSP	J.14
2528620000	H1,5/14DS SW BD GSP	J.14
2528630000	H0,75/14TS HB BD GSP	J.14

2540000000

2544760000	SKAI TASCHE	G.14
2544760000	SKAI TASCHE	G.6
2544760000	SKAI TASCHE	G.7
2544760000	SKAI TASCHE	G.8
2548180000	P BAG	H.25
2548180000	P BAG	H.26
2548180000	P BAG	H.27
2548180000	P BAG	H.28
2548180000	P BAG	H.29

2560000000

2561430000	P BAG SET 1	H.25
2565720000	2POL TESTER ZUB	G.14

2570000000

2571480000	ERTE KLBC SPX 10	C.4
2571490000	ERTE KLBC SPX 16	C.4
2571500000	ERTE KLBC SPX UL	C.5
2571510000	ERTE KLBC SPX UL XL	C.5
2576810000	P BAG SET 2	H.25
2576820000	P BAG BIG	H.18
2576820000	P BAG BIG	H.19
2576820000	P BAG BIG	H.20
2576820000	P BAG BIG	H.21
2576820000	P BAG BIG	H.22
2576820000	P BAG BIG	H.23
2576820000	P BAG BIG	H.24
2577810000	ES EPG 60/HPG AEH 25	D.39
2577820000	ES EPG 60 AEH 35	D.39
2577830000	ES EPG 60/HPG AEH 50	D.39
2577850000	ES EPG 60/HPG AEH 70	D.39
2577870000	ES EPG 60/HPG AEH 95	D.39
2577880000	ES EPG 60/HPG AEH 120	D.39
2577900000	ES EPG 60 AEH 150	D.39
2577930000	ES EPG 60 AEH 185	D.39
2577940000	ES EPG 60 ISO 10	D.39
2577950000	ES EPG 60 ISO 16	D.39
2578020000	KRN-M10/400	K.10
2578030000	KRN-M12/400	K.10
2578040000	KRN-M16/400	K.10
2578050000	KRN-M20/400	K.10
2578060000	ES APG80 WM 400	D.41
2579420000	P BAG SET 3	H.26
2579430000	P BAG SET 4	H.26
2579440000	P BAG SET 5	H.27
2579450000	P BAG SET 6	H.27
2579460000	P BAG SET 7	H.28
2579470000	P BAG SET 8	H.28
2579480000	P BAG SET 9	H.29
2579490000	P BAG SET 10	H.29

2580000000

2580000000	CRIMPFIX R VARIO	I.21
------------	------------------	------

2600000000

2602110000	P BAG XL SET 1	H.18
2602120000	P BAG XL SET 2	H.18
2602130000	P BAG XL SET 3	H.19
2602140000	P BAG XL SET 4	H.19
2602150000	P BAG XL SET 5	H.20
2602160000	P BAG XL SET 6	H.20
2602170000	P BAG XL SET 7	H.21
2602180000	P BAG XL SET 8	H.21
2602190000	P BAG XL SET 9	H.22
2602200000	P BAG XL SET 10	H.22
2602210000	P BAG XL SET 11	H.23
2602220000	P BAG XL SET 12	H.23
2602230000	P BAG XL SET 13	H.24
2602240000	P BAG XL SET 14	H.24
2602250000	PRO CASE CAB	H.17
2602260000	PRO CASE UL	H.15
2602270000	PRO CASE 16	H.14
2602280000	PRO CASE ELEC	H.16
2602290000	TOP CASE CAB	H.17
2602300000	TOP CASE UL	H.15
2602310000	TOP CASE 16	H.14
2602320000	TOP CASE ELEC	H.16
2604620000	H0,5/16S OR BD GSP	J.14
2604630000	H0,5/16DS W BD GSP	J.14
2604640000	H0,75/16S W BD GSP	J.14
2604650000	H0,75/16DS GR BD GSP	J.14

Order No.	Type	Page
2604660000	H0,75/16TS HBL BD GSP	J.14
2604680000	H1,0/16S GE BD GSP	J.14
2604690000	H1,0/16DS R BD GSP	J.14
2604700000	H1,5/16S R BD GSP	J.14
2604710000	H1,5/16DS SW BD GSP	J.14

2620000000

2625720000	AM-X	C.13
------------	------	------

2630000000

2634120000	WIRE PROCESSING CENTER	I.9
2634140000	WPC WAGON	I.9
2634310000	POWERCRIMPER 6.0	I.20

2660000000

2666380000	WPC KBZF A	I.9
2666390000	WPC KBZF B	I.9
2666400000	WPC GFSN	I.9

2680000000

2683640000	TOOL CHEST	H.5
2683650000	TC LDRW	H.11
2683660000	TC BHLE	H.11
2683670000	TC ZUAL	H.11
2683680000	TC PRHA	H.11
2683690000	TC SDHA	H.11
2683700000	TC ABFBH	H.11
2683710000	TC 1TFAH	H.11
2683720000	TC INL BIG 1	H.5
2683730000	TC INL BIG 1 EMPTY	H.5
2683740000	TC INL THRD 1	H.6
2683750000	TC INL THRD 1 EMPTY	H.6
2683760000	TC INL THRD 2	H.6
2683770000	TC INL THRD 2 EMPTY	H.6
2683780000	TC INL THRD 3	H.7
2683790000	TC INL THRD 3 EMPTY	H.7
2683800000	TC INL THRD 4	H.7
2683810000	TC INL THRD 4 EMPTY	H.7
2683820000	TC INL THRD 5	H.8
2683830000	TC INL THRD 5 EMPTY	H.8
2683840000	TC INL THRD 6	H.8
2683850000	TC INL THRD 6 EMPTY	H.8
2683860000	TC INL THRD 7	H.9
2683870000	TC INL THRD 7 EMPTY	H.9
2683880000	TC INL THRD 8	H.9
2683890000	TC INL THRD 8 EMPTY	H.9
2683900000	TC INL THRD 9	H.10
2683910000	TC INL THRD 9 EMPTY	H.10
2683940000	TC INL THRD 1 FIELD EMPTY	H.11
2683950000	TC INL THRD 2 FIELDS EMPTY	H.11
2683960000	TC INL THRD 3 FIELDS EMPTY	H.11

2700000000

2709760000	TOOL CHEST SET	H.5
------------	----------------	-----

2720000000

2728480000	WPC WAGON 115V	I.9
2728490000	WIRE PROCESSING CENTER 115V	I.9

2730000000

2738690000	RAILASSEMBLER	I.3
------------	---------------	-----

2740000000

2740900000	CA 100 DUO	I.14
2740900000	CA 100 DUO	I.23
2748110000	BIT-BOX 11	F.9
2748120000	BHS 1/4	F.9
2748140000	BIT C 6,3 PHOX25	F.9
2748150000	BIT C 6,3 PH1X25	F.9
2748160000	BIT C 6,3 PH2X25	F.9
2748170000	BIT C 6,3 P2OX25	F.9
2748180000	BIT C 6,3 P21X25	F.9
2748190000	BIT C 6,3 P22X25	F.9
2748200000	UBH 1/4 E6,3	F.9
2748860000	BIT C 6,3 0,5X3,0X25	F.9
2748870000	BIT C 6,3 0,5X3,5X25	F.9
2748880000	BIT C 6,3 0,5X4,0X25	F.9
2748890000	BIT C 6,3 0,8X5,5X25	F.9
2748900000	BIT E6,3 0,4X2,5X70	F.8
2748910000	BIT E6,3 0,5X3,0X70	F.8
2748920000	BIT E6,3 0,6X3,5X70	F.8
2748930000	BIT E6,3 0,8X4,0X70	F.8
2748940000	BIT E6,3 1,0X5,5X70	F.8
2748950000	BIT E6,3 1,2X6,5X70	F.8
2748960000	BIT E6,3 P21X70	F.8
2748970000	BIT E6,3 P22X70	F.8
2748980000	BIT E6,3 PH1X70	F.8
2748990000	BIT E6,3 PH2X70	F.8
2749000000	BIT E6,3 T15 X 70	F.8
2749010000	BIT E6,3 T20 X 70	F.8
2749020000	BIT E6,3 T40 X 70	F.8

Order No.	Type	Page
2749030000	BIT E6,3 Z 0,8X4,0X39	F.8
2749040000	BIT E6,3 0,5X3,0X110	F.8
2749050000	BIT E6,3 0,6X3,5X110	F.8
2749060000	BIT E6,3 0,6X4,5X110	F.8
2749070000	BIT E6,3 0,8X4,0X110	F.8
2749080000	BIT E6,3 1,0X5,5X110	F.8
2749090000	BIT E6,3 1,2X6,5X110	F.8
2749100000	BIT E6,3 Z 0,6X3,5X70	F.8
2749110000	UBH SWH 1/4 EC 6,3	F.9
2749200000	SD SET S2,5-5,5/PH1/2	F.27
2749220000	SD SET S2,0-5,5	F.27
2749230000	SD SET T10/15/20/25/30/40 TR	F.27
2749260000	SDS 0,4X2,0X60	F.26
2749320000	SDS 0,4X2,5X75	F.26
2749330000	SDS 0,5X3,0X80	F.26
2749340000	SDS 0,6X3,5X100	F.26
2749350000	SDS 0,6X3,5X200	F.26
2749360000	SDS 0,8X4,0X100	F.26
2749370000	SDS 0,8X4,5X125	F.26
2749380000	SDS 1,0X5,5X150	F.26
2749390000	SDS 1,2X6,5X150	F.26
2749400000	SDK PHO X 60	F.26
2749410000	SDK PH1 X 80	F.26
2749420000	SDK PH2 X 100	F.26
2749430000	SDK PH3 X 150	F.26
2749440000	SDK PZ1 X 80	F.26
2749450000	SDK PZ2 X 100	F.26
2749460000	SDK PZ3 X 150	F.26
2749470000	SD T7 TR X 60	F.26
2749480000	SD T8 TR X 60	F.26
2749490000	SD T9 TR X 60	F.26
2749500000	SD T10 TR X 80	F.26
2749510000	SD T15 TR X 80	F.26
2749520000	SD T20 TR X 100	F.26
2749530000	SD T25 TR X 100	F.26
2749540000	SD T30 TR X 115	F.26
2749550000	SD T40 TR X 115	F.26
2749560000	SD TO 0,6X3,0	F.26
2749570000	SD TO 0,4X2,5	F.26
2749580000	SDI SET SLUM S3,5-6,5/PH1/2	F.20
2749590000	SDI SET SLUM S3,5-6,5/PZ1/2	F.20
2749600000	SDI SET SLUM T8/T9/T10/T15/T20/T25 F.20	F.20
2749610000	SDIS SLUM 0,8X3,5X100	F.19
2749620000	SDIS SLUM 0,8X4,0X100	F.19
2749630000	SDIS SLUM 1,0X5,5X125	F.19
2749640000	SDIS SLUM 1,2X6,5X150	F.19
2749650000	SDIK SLUM PH1 X 80	F.19
2749660000	SDIK SLUM PH2 X 100	F.19
2749670000	SDIK SLUM PZ1 X 80	F.19
2749680000	SDIK SLUM PZ2 X 100	F.19
2749690000	SDIPM SLUM PZ2 X 100	F.19
2749700000	SDIT SLUM T10 X 100	F.19
2749710000	SDIT SLUM T15 X 100	F.19
2749720000	SDIT SLUM T20 X 100	F.19
2749730000	SDIT SLUM T25 X 125	F.19
2749740000	SDIT SLUM T30 X 150	F.19
2749750000	SDI SET S2,5-5,5/PH1/2	F.25
2749760000	SDI SET S2,5-5,5/PZ1/2	F.25
2749770000	SDI SET S2,0-5,5	F.25
2749780000	SDIS 0,4X2,0X60	F.23
2749790000	SDIS 0,4X2,5X75	F.23
2749800000	SDIS 0,5X3,0X100	F.23
2749810000	SDIS 0,6X3,5X100	F.23
2749820000	SDIS 0,8X4,0X100	F.23
2749830000	SDIS 1,0X4,5X125	F.23
2749840000	SDIS 1,0X4,5X175	F.23
2749850000	SDIS 1,0X5,5X125	F.23
2749860000	SDIS 1,2X6,5X150	F.23
2749870000	SDIS 1,2X8,0X175	F.23
2749880000	SDIK PHO X 60	F.23
2749890000	SDIK PH1 X 80	F.23
2749900000	SDIK PH2 X 100	F.23
2749910000	SDIK	

Order No.	Type	Page	Order No.	Type	Page	Order No.	Type	Page	Order No.	Type	Page
9004720000	H6,0/23D ZH GE SV	J.11	9012400000	HTX 138	D.27	9019070000	H1,0/12D R	J.6	9025780000	H0,25/12 HBL SV	J.5
9004730000	H4,0/22D ZH GR SV	J.10	9012400000	HTX 138	D.7	9019070000	H1,0/12D R	J.8	9025790000	H0,34/12 TK SV	J.5
9004730000	H4,0/22D ZH GR SV	J.11	9012410000	HTG 174	D.27	9019080000	H1,0/14D R	J.6	9025800000	CRIMP-SET PZ 4	H.30
9004740000	H2,5/21D ZH BL SV	J.10	9012410000	HTG 174	D.7	9019080000	H1,0/14D R	J.8	9025850000	CRIMP-SET PZ 16	H.32
9004740000	H2,5/21D ZH BL SV	J.11	9012500000	PZ 4	D.10	9019100000	H1,0/16D R	J.6	9025860000	H0,75/16 W	J.4
9004750000	H1,5/20D SW ZH SV	J.11	9012500000	PZ 4	D.6	9019100000	H1,0/16D R	J.8	9025870000	H0,5/16 OR	J.4
9004750000	H1,5/20D SW ZH SV	J.12	9012500000	PZ 4	J.3	9019110000	H1,0/18D R	J.6	9025880000	H50,0/22S	J.16
9004760000	H1,0/19D ZH R SV	J.11	9012600000	PZ 16	D.13	9019110000	H1,0/18D R	J.8	9025900000	H-BOX 0,5-2,5QMM	J.18
9004760000	H1,0/19D ZH R SV	J.12	9012600000	PZ 16	D.6	9019120000	H1,5/14D SW	J.6	9025910000	H0,75/18 W	J.4
9004770000	H0,75/16D ZH GR SV	J.11	9012600000	PZ 16	J.13	9019120000	H1,5/14D SW	J.8	9025920000	H-BOX 4,0-16,0QMM	J.19
9004780000	H0,5/14D ZH W SV	J.11	9013080000	HTF 48	D.8	9019130000	H1,5/16D SW	J.6	9025930000	H1,0/18 GE	J.4
9004810000	BLOCKBATTERIE 9V	G.11	9013080000	HTF 48	D.7	9019130000	H1,5/16D SW	J.8	9025940000	HLEERBOX 5 EINSAEITZE	J.19
9004810000	BLOCKBATTERIE 9V	G.12	9013090000	HTF 28	D.18	9019140000	H1,5/18D SW	J.6	9025950000	H1,0/16 GE	J.4
9004810000	BLOCKBATTERIE 9V	G.13	9013090000	HTF 28	D.7	9019140000	H1,5/18D SW	J.8	9025960000	H0,75/14S W	J.14
9004900000	H0,75/16 ZH W SV	J.10	9013260000	HTF SUB-D	D.28	9019150000	H1,5/24D SW	J.6	9025970000	H1,0/14S GE	J.14
9004910000	H1,0/19 ZH R SV	J.10	9013260000	HTF SUB-D	D.7	9019150000	H1,5/24D SW	J.8	9025980000	H1,5/14S R	J.14
9004920000	H1,5/20 ZH R SV	J.10	9013400000	HTF 63	D.18	9019160000	H2,5/15D BL	J.4	9026010000	H4,0/18 GR SV	J.5
9004930000	H6,0/23 ZH SW SV	J.10	9013400000	HTF 63	D.7	9019160000	H2,5/15D BL	J.6	9026010000	H4,0/18 GR SV	J.6
9004940000	H10,0/24 ZH EB SV	J.10	9013550000	HTF RSV 12	D.29	9019170000	H2,5/19D BL	J.4	9026030000	H0,34/10 TK SV	J.5
9005000000	STRIPAX	C.4	9013550000	HTF RSV 12	D.6	9019170000	H2,5/19D BL	J.6	9026050000	H0,25/10 HBL SV	J.5
9005140000	H0,75/16T ZH HBL SV	J.12	9013560000	HTF RSV 16 WI	D.29	9019180000	H2,5/25D BL	J.4	9026060000	H0,5/14 OR SV	J.5
9005150000	H2,5/21 ZH GR SV	J.12	9013560000	HTF RSV 16 WI	D.6	9019180000	H2,5/25D BL	J.6	9026070000	H0,75/14 W SV	J.5
9005160000	H6,0/23T ZH GN SV	J.12	9013600000	PZ ZH 16	D.13	9019190000	H4,0/18D GR	J.4	9026080000	H1,0/14 GE SV	J.5
9005170000	H10,0/26T ZH BR SV	J.12	9013600000	PZ ZH 16	D.6	9019190000	H4,0/18D GR	J.6	9026090000	H1,5/14 R SV	J.5
9005180000	H0,14/10 GR SV	J.5	9013600000	PZ ZH 16	J.3	9019200000	H4,0/20D GR	J.4	9026100000	H2,5/15 BL SV	J.5
9005610000	STRIPAX 16	C.4	9013610000	PZ ZH 16 ZERT	D.13	9019200000	H4,0/20D GR	J.6	9026100000	H2,5/15 BL SV	J.6
9005700000	CST VARIO	C.15	9013690000	CTX CM 1.6/2.5 ZERT	D.22	9019210000	H4,0/26D GR	J.4	9027310000	CRIMPFIX LZ	J.22
9005720000	SCHRAUBENDREHER CST	C.16	9013960000	ERME 110 PDT	D.44	9019210000	H4,0/26D GR	J.6	9028200000	H70,0/37 GE	J.14
9005730000	MESSEREINSATZ CST VARIO	C.15	9013970000	PUNCH DOWN TOOL PDT	D.44	9019220000	H6,0/20D GE	J.6	9028210000	H95,0/44 R	J.4
9005740000	MESSERHALTER CST VARIO	C.16	9013980000	ERME 66 PDT	D.44	9019230000	H6,0/26D GE	J.6	9028220000	H120,0/50 BL	J.14
9005800000	EINSTELLBLOCK CST	C.14	9013990000	ERME 630 PDT	D.44	9019240000	H10,0/22D R	J.6	9028230000	H150,0/54 GE	J.4
9005810000	H0,5/14 OR BD GSP	J.5	9014000000	ERME LSA PLUS STANDARD	D.44	9019250000	H10,0/28D R	J.6	9028240000	H0,14/12 GR SV	J.5
9005820000	H0,75/14 W BD GSP	J.5	9014050000	ERME LSA PLUS SCHERE	D.44	9019260000	H16,0/22D BL	J.6	9028250000	H0,14/10T BR SV	J.8
9005830000	H1,0/14 GE BD GSP	J.5	9014100000	HTN 21 M. AN	D.20	9019270000	H16,0/28D BL	J.6	9028260000	H0,5/12 OR SV	J.5
9005840000	H1,5/14 R BD GSP	J.5	9014100000	HTN 21 M. AN	D.7	9019280000	H25,0/30D 16 GE	J.6	9028270000	H0,5/16 OR SV	J.5
9005850000	H2,5/14D BL BD GSP	J.5	9014140000	HTF DFF	D.29	9019300000	H25,0/36D GE	J.6	9028280000	H0,75/12 W SV	J.5
9005850000	H2,5/14D BL BD GSP	J.7	9014140000	HTF DFF	D.6	9019310000	H35,0/30D 16 R	J.6	9028290000	H0,75/16 W SV	J.5
9005860000	H0,5/14D W BD GSP	J.7	9014350000	PZ 6 ROTO	D.11	9019320000	H35,0/32D R	J.6	9028300000	H0,75/18 W SV	J.5
9005860000	H0,5/14D W BD GSP	J.9	9014350000	PZ 6 ROTO	J.6	9019330000	H35,0/39D R	J.6	9028310000	H1,0/12 GE SV	J.5
9005870000	H0,75/14D GR BD GSP	J.7	9014350000	PZ 6 ROTO	D.3	9019340000	H50,0/36D BL	J.6	9028320000	H1,0/16 GE SV	J.5
9005880000	H1,0/14D R BD GSP	J.7	9014400000	HTI 15	D.20	9019350000	H50,0/41D BL	J.6	9028340000	H1,0/18 GE SV	J.5
9005880000	H1,0/14D R BD GSP	J.9	9014400000	HTI 15	D.7	9019400000	H0,5/14D W SV	J.6	9028350000	H1,5/16 R SV	J.5
9005890000	H1,5/14D SW BD GSP	J.7	9014400000	HTI 15	J.3	9019400000	H0,5/14D W SV	J.8	9028360000	H1,5/14DS SW SV	J.14
9005890000	H1,5/14D SW BD GSP	J.9	9014610000	HTN 21	D.20	9019410000	H0,75/14D GR SV	J.6	9028420000	EINSATZ A8-2 CL55	H.36
9005900000	H0,75/14T BL BD GSP	J.9	9014610000	HTN 21	D.7	9019420000	H1,0/14D R SV	J.6	9028450000	EINSATZ A7-1 CL55	H.36
9005910000	H2,5/14T GR BD GSP	J.9	9014840000	HTF ZRV	D.29	9019420000	H1,0/14D R SV	J.8	9028460000	EINSATZ A8-1 CL55	H.36
9005990000	PZ 1.5	D.6	9014840000	HTF ZRV	D.6	9019430000	H1,5/14D SW SV	J.6	9028480000	POWERSTRIPPER 16,0	L.17
9005990000	PZ 1.5	D.9	9015900000	FLECAFIX 11/24	F.16	9019430000	H1,5/14D SW SV	J.8	9028490000	H2,5/12DS BL	J.14
9005990000	PZ 1.5	J.3	9015980000	FLECAFIX 24/36	F.16				9028500000	CRIMPSET R	L.21
9006020000	SWIFTY	F.17	9017170000	HTN 21 M. AN ZERT	D.20				9028510000	POWERSTRIPPER 6,0	L.17
9006120000	CTI 6	D.19	9017240000	HTF 63 ZERT	D.18				9028530000	CRIMPFIX L	L.22
9006120000	CTI 6	D.7	9017260000	HTF 48 ZERT	D.18				9028540000	CRIMPFIX LS	L.22
9006120000	CTI 6	J.3	9017290000	CTI 6 ZERT	D.19				9028580000	H0,75/14DS GR	J.14
9006220000	CTN 25 D4	D.21	9017300000	PZ 4 ZERT	D.8				9028630000	CRIMP-SET PZ 4 D	H.30
9006220000	CTN 25 D4	D.7	9017310000	PZ 1.5 ZERT	D.9				9028650000	CRIMP-SET PZ 3	H.30
9006230000	CTN 25 D5	D.21	9017330000	STRIPAX ZERT	C.4				9028680000	CRIMP-SET PZ 6 ROTO L	H.30
9006230000	CTN 25 D5	D.7	9017340000	PZ 16 ZERT	D.13				9028690000	CRIMP-SET PZ 6 ROTO L D	H.30
9006320000	CTX 500	D.7	9017350000	CTN 25 D4 ZERT	D.21				9028700000	CRIMP-SET PZ 6 ROTO L T	H.30
9006370000	CTX 501	D.7	9017360000	PZ 3 ZERT	D.9				9028740000	CRIMP-SET PZ 6/S	H.31
9006380000	CTX 502	D.7	9017380000	HTN 21 ZERT	D.20				9028770000	CRIMP-SET STRIPAX PLUS	H.32
9006450000	PZ 50	D.14	9017400000	PZ 50 ZERT	D.14				9028780000	CRIMP-SET STRIPAX PLUS D	H.32
9006450000	PZ 50	D.6	9017410000	HTF 28 ZERT	D.18				9028790000	CRIMP-SET STRIPAX PLUS T	H.32
9006450000	PZ 50	J.3	9017430000	HTI 15 ZERT	D.20				9028850000	CRIMP-SET PZ 50	H.32
9006590000	H1,5/17,5X SW SV	J.13	9017440000	PZ 6 ROTO ZERT	D.11				9028860000	KOFFER PSCA-01	H.38
9006630000	H1,5/19,5X SW SV	J.13	9017870000	DMS 3 ZERT	F.7						
9006670000	H2,5/17,5X BL SV	J.13	9017880000	HTF RSV 16 ZERT	F.29						
9006710000	H2,5/21,5X BL SV	J.13	9017890000	HTF-RSV 12 ZERT	D.29						
9006750000	H4,0/19,5X GR SV	J.13	9017900000	PZ 6/5 ZERT	D.10						
9006790000	H6,0/23X GE SV	J.13	9018480000	CTX CM 3.6	D.22						
9006830000	H10,0/24,0X R SV	J.13	9018480000	CTX CM 3.6	D.6						
9006870000	H16,0/25,5X BL SV	J.13	9018490000	CTX CM 1.6/2.5	D.22						
9006970000	MEHA KP WS M-D-SPX	C.6	9018490000	CTX CM 1.6/2.5	D.6						
9007440000	DMS 3	F.7	9018510000	H0,75/14 ZH W SV	J.10						
9007450000	AKKU DMS 3	F.7	9018520000	H0,75/14D ZH GR SV	J.11						
9007460000	LG DMS PRO/ DMS 3	F.6	9018530000	H1,0/15 ZH GE SV	J.10						
9007460000	LG DMS PRO/ DMS 3	F.7	9018540000	H1,0/15D ZH R SV	J.11						
9008120000	TT 864 RS	D.31	9018540000	H1,0/15D ZH R SV	J.12						
9008120000	TT 864 RS	D.7	9018550000	H0,75/14TS HBL	J.14						
9008130000	ERSATZMESSERSATZ TT864	D.31	9018560000	H1,0/14S R	J.14						
9008190000	TT 1064 RS	D.31	9018570000	H0,75/15T ZH BL SV	J.12						
9008190000	TT 1064 RS	D.7	9018580000	H2,5/19T ZH GR SV	J.12						
9008850000	SK WSD-S 1.5-10,0	F.29	9018590000	H4,0/22T ZH OR SV	J.12						
9008860000	SKS 2,0-8,0	F.29	9018650000	H1,0/15S ZH GE SV	J.10						
9008870000	SKS 2,0-8,0 MR	F.29	9018690000	H1,0/15S ZH GE	J.10						
9008880000	TH-S 9-40	F.29	9018860000	H10,0/24S ZH EB	J.15						
			9018870000	H10,0/30S ZH EB	J.15						
			9018880000	H10,0/24DS ZH R	J.15						
			9018890000	H10,0/30DS ZH R	J.15						
			9018910000	H0,25/5	J.6						
			9019000000	H0,5/12D W	J.16						
			9019000000	H0,5/12D W	J.8						
			9019010000	H0,5/14D W	J.8						
			9019010000	H0,5/14D W	J.14						
			9019020000	H0,5/16D W	J.6						
			9019020000	H0,5/16D W	J.8						
			9019030000	H0,75/12D GR	J.6						
			9019040000	H0,75/14D GR	J.6						
			9019050000	H0,75/16D GR	J.6						
			9019060000	H0,75/18D GR	J.6						

Order No.	Type	Page
9037390000	H0,5/16D ZH W	J.11
9037400000	H0,5/18D ZH W	J.11
9037410000	H0,75/14D ZH GR	J.11
9037420000	H0,75/16D ZH GR	J.11
9037430000	H0,75/24D ZH GR	J.11
9037440000	H1,0/15D ZH R	J.12
9037440000	H1,0/15D ZH R	J.12
9037450000	H1,0/19D ZH R	J.11
9037450000	H1,0/19D ZH R	J.12
9037460000	H1,0/25D ZH R	J.11
9037460000	H1,0/25D ZH R	J.12
9037470000	H1,5/16D ZH SW	J.11
9037470000	H1,5/16D ZH SW	J.12
9037480000	H1,5/20D ZH SW	J.11
9037480000	H1,5/20D ZH SW	J.12
9037490000	H1,5/26D ZH SW	J.11
9037490000	H1,5/26D ZH SW	J.12
9037500000	H2,5/19D ZH BL	J.10
9037500000	H2,5/19D ZH BL	J.11
9037510000	H2,5/21D ZH BL	J.10
9037510000	H2,5/21D ZH BL	J.11
9037520000	H2,5/27D ZH BL	J.10
9037520000	H2,5/27D ZH BL	J.11
9037530000	H4,0/22D ZH GR	J.10
9037530000	H4,0/22D ZH GR	J.11
9037540000	H4,0/28D ZH GR	J.10
9037540000	H4,0/28D ZH GR	J.11
9037550000	H6,0/23D ZH GE	J.11
9037560000	H6,0/29D ZH GE	J.11
9037570000	H10,0/24D ZH R	J.12
9037580000	H10,0/30D ZH R	J.11
9037590000	H16,0/29D ZH BL	J.11
9037600000	H16,0/38D ZH BL	J.11
9037610000	H0,75/14T ZH HBL	J.12
9037620000	H0,75/16T ZH HBL	J.12
9037630000	H0,75/24T ZH HBL	J.12
9037640000	H2,5/19T ZH GR	J.12
9037650000	H2,5/21T ZH GR	J.12
9037660000	H2,5/27T ZH GR	J.12
9037670000	H4,0/22T ZH OR	J.12
9037680000	H4,0/28T ZH OR	J.12
9037690000	H6,0/23T ZH GN	J.12
9037700000	H6,0/29T ZH GN	J.12
9037710000	H10,0/24T ZH BR	J.12
9037720000	H10,0/30T ZH BR	J.12
9037730000	H16,0/29T ZH W	J.12
9037740000	H16,0/38T ZH W	J.12

9040000000

9041600000	SLICER 2K	B.16
9046230000	H2,5/14S BL SV	J.14
9046280000	KBZ 160	E.3
9046290000	KBZ 180	E.3
9046300000	KBZ 200	E.3
9046310000	SE HD 140	E.4
9046320000	SE HD 160	E.4
9046330000	SE HD 180	E.4
9046340000	SE TOP	E.4
9046350000	FZ 160	E.6
9046360000	RZ 160	E.6
9046370000	FRZ S 160	E.5
9046380000	FRZ S 200	E.5
9046390000	FRZ SG 160	E.5
9046400000	FRZ SG 200	E.5
9046410000	KSE 160	E.4
9046420000	KSE 200	E.4
9046430000	KBZ1 200	E.3
9046440000	AIZ 160	E.7

9050000000

9050180000	AIMESA V	I.17
9050340000	ERSATZMESSER STRIPAX PL	D.8

9200000000

9200070000	LIR 1,5M3 V	J.21
9200080000	LIR 1,5M3,5 V	J.21
9200090000	LIR 1,5M4 V	J.21
9200100000	LIR 1,5M5 V	J.21
9200110000	LIR 1,5M6 V	J.21
9200120000	LIR 1,5M8 V	J.21
9200150000	LIR 2,5M3 V	J.21
9200160000	LIR 2,5M3,5 V	J.21
9200170000	LIR 2,5M4 V	J.21
9200180000	LIR 2,5M5 V	J.21
9200190000	LIR 2,5M6 V	J.21
9200200000	LIR 2,5M8 V	J.21
9200210000	LIR 2,5M10 V	J.21
9200230000	LIR 6M4 V	J.21
9200240000	LIR 6M5 V	J.21
9200250000	LIR 6M6 V	J.21
9200260000	LIR 6M8 V	J.21
9200270000	LIR 6M10 V	J.21
9200290000	LIS 1,5M3 V	J.22
9200300000	LIS 1,5M3,5 V	J.22
9200310000	LIS 1,5M4 V	J.22
9200320000	LIS 1,5M5 V	J.22

Order No.	Type	Page
9200330000	LIS 1,5M6 V	J.22
9200350000	LIS 2,5M3 V	J.22
9200360000	LIS 2,5M3,5 V	J.22
9200370000	LIS 2,5M4 V	J.22
9200380000	LIS 2,5M5 V	J.22
9200390000	LIS 2,5M6 V	J.22
9200410000	LIS 6M4 V	J.22
9200420000	LIS 6M5 V	J.22
9200430000	LIS 6M6 V	J.22
9200440000	LIS 6M8 V	J.22
9200450000	LIS 6M10 V	J.22
9200460000	LIP 1,5R12 V	J.23
9200470000	LIP 2,5R12 V	J.23
9200480000	LIP 6R14 V	J.23
9200490000	LIF 1,5B25 VF	J.24
9200500000	LIF 2,5B25 VF	J.24
9200510000	LIF 6B26 VF	J.24
9200520000	LIF 1,5F288 R	J.25
9200530000	LIF 1,5F488 R	J.25
9200540000	LIF 1,5F638 R	J.25
9200550000	LIF 2,5F488 R	J.25
9200560000	LIF 2,5F638 R	J.25
9200570000	LIF 6F638 R	J.25
9200580000	LIF 1,5M638 R	J.26
9200590000	LIF 2,5M638 R	J.26
9200600000	LIF 6M638 R	J.26
9200610000	LIF 1,5T638 R	J.27
9200620000	LIF 2,5T638 R	J.27
9200630000	LIF 6T638 R	J.27
9200640000	LIF 1,5F638 RF	J.26
9200650000	LIF 2,5F638 RF	J.26
9200660000	LIF 6F638 RF	J.26
9200670000	LID 1,5M4 R	J.28
9200680000	LID 2,5M5 R	J.28
9200690000	LID 6M5 R	J.28
9200700000	LID 1,5F4 RF	J.28
9200710000	LID 2,5F5 RF	J.28
9200720000	LID 6,0F5 RF	J.28
9201040000	HTF AFK 2.5	D.29
9201040000	HTF AFK 2.5	D.6
9201310000	BATTERIE 1,5V MICRO	G.16
9201310000	BATTERIE 1,5V MICRO	G.17
9201310000	BATTERIE 1,5V MICRO	G.6
9201310000	BATTERIE 1,5V MICRO	G.7
9201430000	ZUB SLICER N16-35	C.17
9202000000	KOFFER CARRY LITE 55	H.38
9202010000	KOFFER PSCS-01 PP	H.39
9202020000	EINSATZ A9-1 CL55	H.36
9202040000	KT 45 R	B.7
9202060000	KT 55	B.7
9202080000	KT 80	B.8
9202210000	MULTI-STRIPAX 6-16	C.10
9202220000	MULTI-STRIPAX 16 SL	C.10
9202230000	MULTI-STRIPAX AWG	C.10
9202250000	MULTI-STRIPAX ASI	C.10
9202260000	AIE MULTI-STRIPAX 6-16	C.11
9202270000	AIE MULTI-STRIPAX 16 SL	C.11
9202280000	AIE MULTI-STRIPAX AWG	C.11
9202300000	AIE MULTI-STRIPAX ASI	C.11
9202310000	EINSATZ BA8-PSC 80	H.37
9202320000	EINSATZ BA7-PSC 80	H.37
9202330000	KOFFER PSC80 PC	H.38
9202460000	PRO CASE PREMIUM	H.12
9202470000	PRO CASE LEER	H.12
9202470000	PRO CASE LEER	H.13
9202470000	PRO CASE LEER	H.14
9202470000	PRO CASE LEER	H.15
9202470000	PRO CASE LEER	H.16
9202470000	PRO CASE LEER	H.17
9202510000	WK 1/4 C6,3 E6,3	F.11
9202600000	CRIMPSET CTI 6	H.33
9202610000	CRIMPSET PZ / CTI	H.34
9202640000	CRIMPSET KONTAKTE	H.34
9202800000	TT 8 RS MP 8	D.30
9202800000	TT 8 RS MP 8	D.7
9202820000	H0,75/19S ZH W	J.10
9202830000	H0,75/19DS ZH GR	J.11
9202840000	H0,75/19TS ZH HBL	J.12
9202850000	CTI 6 G	D.19
9202850000	CTI 6 G	D.7
9202850000	CTI 6 G	J.3
9202860000	CTF 63	D.18
9202860000	CTF 63	D.7
9202870000	H1,5/24 XS SW	J.13
9202880000	H2,5/24 XS BL	J.13
9202900000	H0,5/16S OR	J.14
9202910000	H0,5/16 DS W	J.14
9203070000	ERME MULTI-STRIPAX	C.10
9203100000	ERAN MULTI-STRIPAX	C.10
9203160000	PRO CASE INSTA	H.13
9203260000	EINSATZ A9-2 CL55	H.36
9203610000	MULTI-STRIPAX 0,75-4*SL	C.10
9203620000	H10,0/22S EB	J.14
9203630000	H4,0/20DS GR	J.14
9203730000	AIE MULTI-SPX 0,75-4*SL	C.11
9204090000	H0,34/11 S TK	J.14
9204190000	AM 16	C.12
9204240000	H0,75/15S W	J.14
9204260000	ERME AM 16	C.12

Order No.	Type	Page
9204270000	ERME KT 45 R	B.7
9204280000	ERME KT 55	B.7
9204290000	ERME KT 80	B.8
9204350000	IE-CST	C.14
9204540000	MULTI-STRIPAX 0,25-1,5S	C.10
9204550000	AIE M-SPX 0,25-1,5 S	C.11
9204560000	MULTI-STRIPAX 1,5-6,0S	C.10
9204570000	AIE M-SPX 1,5-6,0 S	C.11
9204750000	SEE ESD 125	E.9
9204760000	FZE ESD 130	E.9
9204770000	SZE ESD 130	E.9
9204780000	KOBBS 19X75	B.13
9204780000	KOBBS 19X75	B.15
9204790000	IEKOK-V5	B.15
9204810000	KOK-46X46	B.15
9204820000	KOK-52X36	B.15
9204830000	KOK-85X36	B.15
9204840000	KOK-88X68	B.15
9204850000	KOK-86X36	B.15
9204860000	KOK-91X36	B.15
9204870000	KOK-112X36	B.15
9204880000	KOS-M16	B.13
9204880000	KOS-M16	B.15
9204900000	KOS-M25	B.13
9204900000	KOS-M25	B.15
9204910000	KOS-M32	B.13
9204910000	KOS-M32	B.15
9204920000	KOS-M40	B.13
9204920000	KOS-M40	B.15
9204930000	KOS-PG9	B.13
9204930000	KOS-PG9	B.15
9204940000	KOS-PG11	B.13
9204940000	KOS-PG11	B.15
9204950000	KOS PG 13/M20	B.13
9204950000	KOS PG 13/M20	B.15
9204960000	KOS-PG16	B.13
9204960000	KOS-PG16	B.15
9204970000	KOS-PG21	B.13
9204970000	KOS-PG21	B.15
9204980000	KOS-PG29	B.13
9204980000	KOS-PG29	B.15
9204990000	KOS-PG36	B.13
9205000000	KOHS 9.5-19	B.13
9205000000	KOHS 9.5-19	B.14
9205010000	KOHS 19	B.13
9205010000	KOHS 19	B.14
9205020000	KOPD 10.0	B.14
9205030000	KOBBS 9.5X50	B.13
9205030000	KOBBS 9.5X50	B.15
9205040000	KOBBS 19X55	B.13
9205040000	KOBBS 19X55	B.15
9205050000	LSP 4L	G.9
9205130000	SEE ESD 120	E.9
9205140000	SVSE ESD 130	E.9
9205150000	SUPER CUT	E.10
9205210000	KOF SET ESD	E.10
9205260000	ZUB TEMPHASER	G.11
9205260000	ZUB TEMPHASER	G.12
9205260000	ZUB TEMPHASER	G.14
9205270000	ZUB MULTIMETER	G.11
9205270000	ZUB MULTIMETER	G.13
9205270000	ZUB MULTIMETER	G.14
9205320000	IECT-SC-GOF	D.24
9205320000	IECT-SC-GOF	D.7
9205330000	IECT-LC-GOF	D.24
9205330000	IECT-LC-GOF	D.7
9205340000	IECT-SC-PDF	D.24
9205340000	IECT-SC-PDF	D.7
9205350000	IECT-SC-GOF-P	D.24
9205350000	IECT-SC-GOF-P	D.7
9205400000	LAN USB TESTER	G.15
9205430000	CTIN CM 1.6/2.5	D.22
9205430000	CTIN CM 1.6/2.5	D.6
9205440000	CTIN CM 3.6	D.22
9205440000	CTIN CM 3.6	D.6
9205460000	ZUB MULTI 1037	G.13
9205460000	ZUB MULTI 1037	G.14
9205760000	MULTI-STRIPAX GKW LW	C.10
9205770000	AIE MULTI-STRIPAX GKWLW	C.11

9420000000

9423580000	MULTIMETER 1037	G.13
9425830000	MULTIMETER 125S	G.11
9426770000	H2,5/14TS GR	J.14
9427300000	TEMPHASER	G.11
9427370000	MULTIMETER C 2806	G.13
9427460000	MG KIT CA 600	G.12

9450000000

9451000000	H35,0/30S	J.16
------------	-----------	------

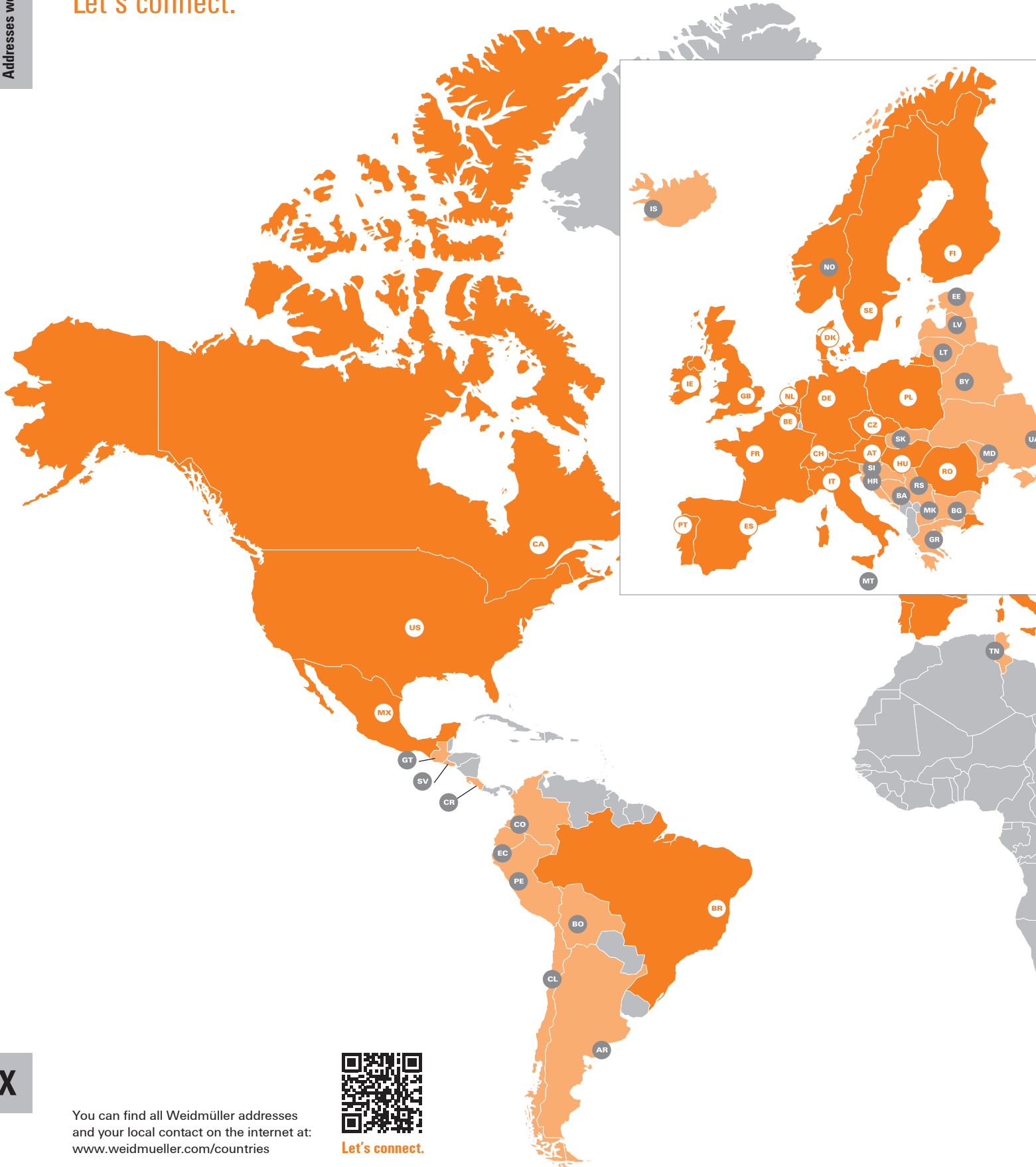
9910000000

9918030000	STRIPPER COAX	C.18
9918040000	STRIPPER ROUND	C.16
9918050000	STRIPPER ROUND TOP	C.16
9918060000	STRIPPER PC	C.18
9918070000	SLICER NO 16	C.17

Order No.	Type	Page
9918080000	SLICER NO 27	C.17
9918130000	CROSS-KEY UNIVERSAL	F.31

Addresses worldwide

Let's connect.

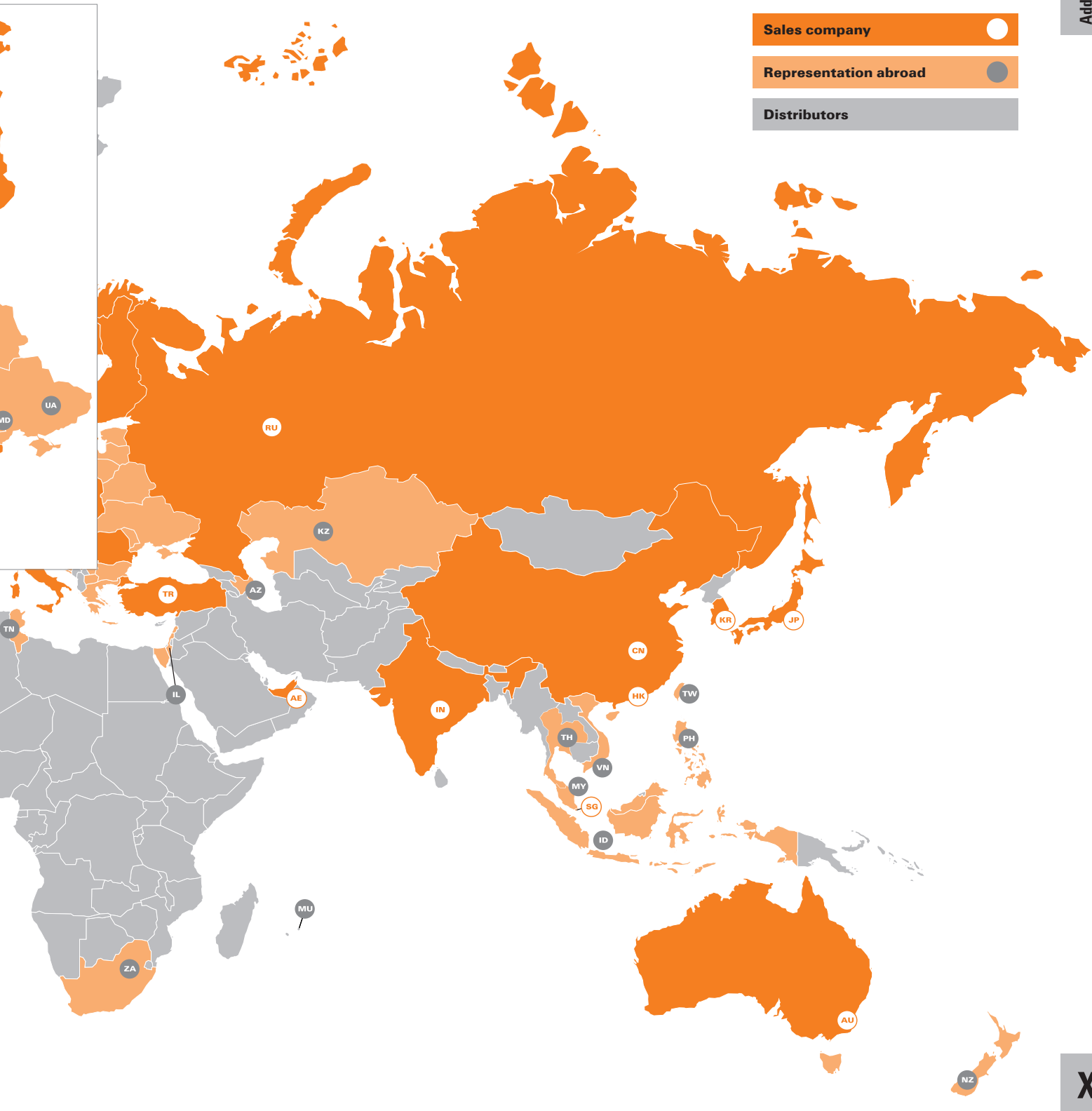


X

You can find all Weidmüller addresses and your local contact on the internet at: www.weidmueller.com/countries



Let's connect.



We cannot guarantee that there are no mistakes in the publications or software provided by us to the customer for the purpose of making orders. We try our best to quickly correct errors in our printed media.

X

All orders are based on our general terms of delivery, which can be reviewed on the websites of our group companies where you place your order. On demand we can also send the general terms of delivery to you.

Weidmüller – Your partner in Industrial Connectivity

As experienced experts we support our customers and partners around the world with products, solutions and services in the industrial environment of power, signal and data. We are at home in their industries and markets and know the technological challenges of tomorrow. We are therefore continuously developing innovative, sustainable and useful solutions for their individual needs. Together we set standards in Industrial Connectivity.

Weidmüller Interface GmbH & Co. KG
Klingenbergstraße 26
32758 Detmold, Germany
T +49 5231 14-0
F +49 5231 14-292083
www.weidmueller.com

Personal support can
be found on our website:
www.weidmueller.com/contact

Made in Germany



Order number: 2780840000/05/2021/SMR